

**+GF+**

**JRG**

Catalog / Katalog 2024

# Building Technology Gebäudetechnik



## Zeichenerklärung

DN	Nennweite (Innendurchmesser)
G	Rohrgewinde
GN	Normgewinde
Rp	Rohrinnengewinde
M	Metrisches Gewinde nach DIN ISO 261
s	Wandstärke des Leitungsrohres
SP	Stückzahl je Standardpackung
Ø	Schlüsselweite
kg	Gewicht
R	kegeliges Aussengewinde
PN	Nenndruck

## Signs and symbols

DN	Nominal size (internal diameter)
G	Pipe thread
GN	Standard thread
Rp	Pipe internal thread
M	Metric thread acc. DIN ISO 261
s	Pipeline wall thickness
SP	Standard packaging piece
Ø	Spanner size
kg	Weight
R	Conical male thread
PN	Nominal pressure

## Metallteile

Alle unsere mediumsberührenden Metallteile sind aus entsinkungsbeständigem Messing (CR-Messing), Armaturen sind aus Rotguss.

## Metal parts

All of our metal parts that come into contact with the medium are made of dezincification-resistant brass (CR brass), Fittings/valves are made of gunmetal.

# Table of contents

Signs and symbols	1
JRG Valves	4
JRG Sanipex	178
JRG Sanipex MT	269
INSTAFLEX	333
iFIT	419
Accessories piping systems	456
Hycleen Automation System	497
Index	510
General Terms and Conditions of Sale	534



# JRG Valves JRG Armaturen

## + Technical Data

### Materials

Gunmetal, EPDM gaskets

### Dimension range

DN15 – DN 100

### Jointing technology

ISO threads & unions, V- & M-press shape, flange, systems from GF JRG

### Operating pressure

to 25 bar

### Operating temperature

0°C to +90°C

## + Technische Daten

### Werkstoffe

Rotguss, EPDM-Dichtungen

### Dimensionsbereich

DN15 – DN 100

### Verbindungstechnologie

ISO-Gewinde, V-/M-Presskontur, Flansche, Systeme von GF JRG

### Betriebsdruck

bis 25 bar

### Betriebstemperatur

0°C bis +90°C





## + Advantages

- Free of water pockets
- Corrosion resistant gunmetal
- Extensive range of valve types

## + Vorteile

- Totraumfreie Konstruktion
- Korrosionsbeständiger Rotguss
- Umfangreiches Produktportfolio mit unterschiedlichsten Ventil-Typen



# Table of contents

Safety valves	1
Pressure reducing valves	5
House water stations	18
Distribution batteries	24
Safety sets	30
Non-return valves	31
Filters	37
Safety groups	51
Thermostatic mixing valves	58
Circulation controllers	72
Distribution valves	74
Bypass mixing valves	81
Slanted seat valves	85
Straight seat valves	112
Compact units	124
Concealed valves	128
Connection parts	133
Filling and drain valves	137
Ball valves	140
Solenoid valves	143
Hose taps and drain cocks	145
Accessories in general	160
Spare Parts in general	168
Tools	170

# Safety valves Sicherheitsventile

1025



## JRGARANT safety valve gunmetal

- Material: gunmetal
- Factory setting: 600 kPa (6 bar)
- Connection: inlet male thread, outlet female thread

## JRGARANT Sicherheitsventil Rotguss Ansprechdruck 6 bar

- Werkstoff: Rotguss
- Auslieferungszustand: 600 kPa (6 bar)
- Anschluss: Eingang Aussengewinde, Abgang Innengewinde

DN (mm)	GN (inch)	Size (inch)	JRG Code	GF Code	SP	Weight (kg)
15	½	½	1025.240	350 599 481	1	0.325
20	¾	¾	1025.320	350 599 581	1	0.370
25	1	1	1025.400	350 599 610	1	0.620

DN (mm)	d1 R (inch)	d2 Rp (inch)	h1 (mm)	h2 (mm)	l1 (mm)	l2 (mm)	PN (bar)	Temperature (°C)	z (mm)
15	½	½	28	60	38	47	10	90	15
20	¾	¾	32	62	41	48	10	90	17
25	1	1	39	65	46	49	10	90	22

1028



## JRGARANT safety valve gunmetal

- Material: gunmetal
- Factory setting: available between 100 - 1000 kPa (1 - 10 bar)
- Connection: inlet male thread, outlet female thread

## JRGARANT Sicherheitsventil Rotguss Ansprechdruck zwischen 1 und 10 bar

- Werkstoff: Rotguss
- Auslieferungszustand: Individuell zwischen 100 - 1000 kPa (1 - 10 bar)
- Anschluss: Eingang Aussengewinde, Abgang Innengewinde

DN (mm)	GN (inch)	Size (inch)	JRG Code	GF Code	SP	Weight (kg)
15	½	½	1028.240	350 599 944	1	0.400
20	¾	¾	1028.320	350 599 945	1	0.684
25	1	1	1028.400	350 599 946	1	0.684

DN (mm)	GN (inch)	d1 R (inch)	d2 Rp (inch)	h1 (mm)	h2 (mm)	l1 (mm)	l2 (mm)	PN (bar)	Temperature (°C)	z (mm)
15	½	½	½	28	81	38	38	10	90	15
20	¾	¾	¾	32	81	41	68	10	90	17
25	1	1	1	39	85	46	69	10	90	22

# Accessories Zubehör

8740



## JRG Tee gunmetal

- Material: gunmetal, EPDM
- Connection: passage female/male thread, outlet female thread

## T-Stück

- Werkstoff: Rotguss, EPDM
- Anschluss: Übergang Innen-/Aussengewinde, Abgang Innengewinde

DN (mm)	JRG Code	GF Code	SP	Weight (kg)	d1 G (inch)	d2 G (inch)	d3 Rp (inch)	h1 (mm)	h2 (mm)	l (mm)	z (mm)	⊘ (mm)
40	8740.040	350 895 540	1	0.630	1 3/4	1 3/4	1	54	53	42	25	48
50	8740.050	350 895 550	1	0.990	2 3/8	2 3/8	1	57	55	47	30	58



# Spare parts Ersatzteile

1045



## JRGARANT from 2008 upper part brass

- Description: to 1025, 1028, 1630, 1631, 2190, 2191
- Material: metal
- Factory setting: 600 kPa (6 bar)

## JRGARANT ab 2008 Oberteil Messing

- Beschreibung: zu 1025, 1028, 1630, 1631, 2190, 2191
- Werkstoff: Metall
- Auslieferungszustand: 600 kPa (6 bar)

GN (inch)	Size (inch)	JRG Code	GF Code	SP	Weight (kg)	d1	l1 (mm)	l2 (mm)	PN (bar)
½ - ¾	¾	1045.320	350 599 980	1	0.170	TR30x1.5	47	70	10
1	1	1045.400	350 599 940	1	0.282	TR36x1.5	47	76	10

1045



## JRGARANT from 2008 upper part brass chromium-plated

- Description: to 1025, 1028, 1630, 1631, 2190, 2191
- Material: metal
- Factory setting: 600 kPa (6 bar)

## JRGARANT Oberteil ab 2008 Messing verchromt Anspruchdruck 6 bar

- Beschreibung: zu 1025, 1028, 1630, 1631, 2190, 2191
- Werkstoff: Metall
- Auslieferungszustand: 600 kPa (6 bar)

GN (inch)	Size (inch)	JRG Code	GF Code	SP	Weight (kg)	d1	l1 (mm)	l2 (mm)	PN (bar)
½ - ¾	¾	1045.321	350 599 928	1	0.170	TR30x1.5	47	70	10

1048



## JRGARANT from 2008 upper part brass

- Description: to 1025, 1028, 1630, 1631, 2190, 2191
- Material: metal
- Factory setting: available between 100 - 1000 kPa (1 - 10 bar)

## JRGARANT Oberteil ab 2008 Messing Anspruchdruck zwischen 1 und 10 bar

- Beschreibung: zu 1025, 1028, 1630, 1631, 2190, 2191
- Werkstoff: Metall
- Auslieferungszustand: Individuell zwischen 100 - 1000 kPa (1 - 10 bar)

GN (inch)	Size (inch)	JRG Code	GF Code	SP	Weight (kg)	d1	l1 (mm)	l2 (mm)	PN (bar)
½ - ¾	¾	1048.320	350 599 952	1	0.233	TR30x1.5	74	97	10
1	1	1048.400	350 599 953	1	0.340	TR36x1.5	74	102	10

1048



**JRGARANT from 2008 upper part brass chromium-plated**

- Description: to 1025, 1028, 1630, 1631, 2190, 2191
- Material: metal
- Factory setting: available between 100 - 1000 kPa (1 - 10 bar)

**JRGARANT Oberteil ab 2008 Messing verchromt  
Anspruchdruck zwischen 1 und 10 bar**

- Beschreibung: zu 1025, 1028, 1630, 1631, 2190, 2191
- Werkstoff: Metall
- Auslieferungszustand: Individuell zwischen 100 - 1000 kPa (1 - 10 bar)

GN Size (inch) (inch)	JRG Code	GF Code	SP	Weight (kg)	d1	l1 (mm)	l2 (mm)	PN (bar)
1/2 - 3/4 3/4	1048.321	350 599 955	1	0.233	TR30x1.5	74	70	10



**(3) JRGARANT Upper part plastic  
(until 2008)**

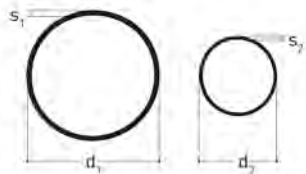
- Description: to 1503, 5102, 5103, 5110, 5112
- Material: plastic
- Factory setting: 600kPa (6bar)

**(3) JRGARANT Oberteil Kunststoff  
(bis 2008)**

- Beschreibung: zu 1503, 5102, 5103, 5110, 5112
- Werkstoff: Kunststoff
- Auslieferungszustand: 600 kPa (6 bar)

GN-GN (mm)	JRG Code	GF Code	SP	PN (bar)
1/2 - 3/4	1040.240	350 599 902	1	10

1045



**JRGARANT from 2008 o-ring kit EPDM**

- Description: to JRGARANT
- Material: EPDM

**JRGARANT ab 2008 O-Ring Set EPDM**

- Beschreibung: zu JRGARANT
- Werkstoff: EPDM

GN (inch)	DN (mm)	Size (inch)	JRG Code	GF Code	SP	Weight (kg)	d1 (mm)	S1 (mm)	d2 (mm)	S2 (mm)
1/2 - 3/4	20	3/4	1045.001	350 599 937	1	0.003	26	2	16	2
1	25	1	1045.002	350 599 938	1	0.003	32	2	23	2

# Pressure reducing valves Druckreduzierventile

1140



## JRGURED pressure reducing valve gunmetal

- Temperature: max. 70°C
- Material: gunmetal, stainless steel, EPDM
- Factory setting: 400 kPa (4 bar)
- Secondary pressure: 150 - 600 kPa (1.5 - 6 bar)
- \*Special version on request: 650 - 1000 kPa (6.5 - 10 bar)
- Connection: flange, manometer

## JRGURED Druckminderer Rotguss

- Temperatur: max. 70°C
- Werkstoff: Rotguss, Chromnickelstahl, EPDM
- Auslieferungszustand: 400 kPa (4 bar)
- Sekundärdruck: 150 - 600 kPa (1.5 - 6 bar)
- \*Spezialausführung auf Anfrage: 650 - 1000 kPa (6.5 - 10 bar)
- Anschluss: Flansch, Manometer

DN (mm)	JRG Code	GF Code	SP	Weight (kg)	d1 (mm)	d2 (mm)	h1 (mm)	h2 (mm)	l1 (mm)	l2 (mm)	PN (bar)	○
65	<b>1140.065</b>	<b>350 542 301</b>	1	32.000	65	187	128	340	290	145	16	4
80	<b>1140.080</b>	<b>350 542 401</b>	1	40.000	80	217	144	405	310	155	16	8
100	<b>1140.100</b>	<b>350 542 501</b>	1	55.000	100	257	166	465	350	175	16	8

1300



## JRGURED pressure reducing valve gunmetal

- Temperature: max. 30°C
- Material: gunmetal, stainless steel, EPDM, plastic
- Factory setting: 400 kPa (4 bar)
- Secondary pressure: 200 - 600 kPa (2 - 6 bar)
- Connection: manometer
- Consisting of: unions
- \*Discontinued with replacement

## JRGURED Druckminderer Rotguss

- Temperatur: max. 30°C
- Werkstoff: Rotguss, Chromnickelstahl, EPDM, Kunststoff
- Auslieferungszustand: 400 kPa (4 bar)
- Sekundärdruck: 200 - 600 kPa (2 - 6bar)
- Anschluss: Manometer
- Bestehend aus: Verschraubungen
- \*Auslauf mit Ersatz

	DN (mm)	GN (inch)	Size (inch)	JRG Code	GF Code	SP	Weight (kg)
*	15	½	½	<b>1300.240</b>	<b>350 731 001</b>	1	0.742
*	20	¾	¾	<b>1300.320</b>	<b>350 731 101</b>	1	0.970
*	25	1	1	<b>1300.400</b>	<b>350 731 201</b>	1	1.600
*	32	1 ¼	1 ¼	<b>1300.480</b>	<b>350 731 301</b>	1	2.423
	40	1 ½	1 ½	<b>1300.560</b>	<b>350 731 401</b>	1	4.050
	50	2	2	<b>1300.640</b>	<b>350 731 501</b>	1	6.425
	65	2 ½	2 ½	<b>1300.720</b>	<b>350 734 601</b>	1	7.300

	DN (mm)	GN (inch)	d1 R (inch)	d2 G (inch)	d3 Rp (inch)	d4 (mm)	h1 (mm)	h2 (mm)	l1 (mm)	l2 (mm)	PN (bar)	z (mm)	○
*	15	½	½	¾	⅛	54	34	79	130	25	25	40	5
*	20	¾	¾	1	⅛	60	42	86	142	29	25	43	5
*	25	1	1	1 ¼	¼	72	52	110	167	34	25	50	6

table continued on the next page



	DN (mm)	GN (inch)	d1 R (inch)	d2 G (inch)	d3 Rp (inch)	d4 (mm)	h1 (mm)	h2 (mm)	l1 (mm)	l2 (mm)	PN (bar)	z (mm)	⊙ (mm)
*	32	1 ¼	1 ¼	1 ½	¼	80	64	121	196	38	25	60	6
	40	1 ½	1 ½	1 ¾	¼	96	80	157	222	39	25	73	8
	50	2	2	2 ¾	¼	105	98	172	268	47	25	88	8
	65	2 ½	2 ½	3	¼	105	98	172	292	56	25	90	8

### 1300



### JRGURED pressure reducing valve gunmetal - new

- Temperature: max. 30°C
  - Material: gunmetal, stainless steel, EPDM, plastic
  - Factory setting: 400 kPa (4 bar)
  - Secondary pressure: 200 - 600 kPa (2 - 6 bar)
  - Connection: manometer
  - Consisting of: unions
- \*Available from Q3 2024

### JRGURED Druckminderer Rotguss - neu

- Temperatur: max. 30°C
  - Werkstoff: Rotguss, Chromnickelstahl, EPDM, Kunststoff
  - Auslieferungszustand: 400 kPa (4 bar)
  - Sekundärdruck: 200 - 600 kPa (2 - 6bar)
  - Anschluss: Manometer
  - Bestehend aus: Verschraubungen
- \*Verfügbar ab Q3 2024

	DN (mm)	GN (inch)	Size (inch)	JRG Code	GF Code	SP	Weight (kg)
	15	½	½	1300.240	350 740 131	1	0.700
	20	¾	¾	1300.320	350 740 231	1	0.900
	25	1	1	1300.400	350 740 331	1	1.600
	32	1 ¼	1 ¼	1300.480	350 740 431	1	2.400
*	40	1 ½	1 ½	1300.560	350 740 531	1	4.050
*	50	2	2	1300.640	350 740 631	1	6.425
*	65	2 ½	2 ½	1300.720	350 740 731	1	6.950

	DN (mm)	GN (inch)	d1 R (inch)	d2 G (inch)	d3 Rp (inch)	d4 (mm)	h1 (mm)	h2 (mm)	l1 (mm)	l2 (mm)	z (mm)	⊙ (mm)	PN (bar)
	15	½	½	¾	⅙	53	34	79	130	25	40	5	25
	20	¾	¾	1	⅙	53	42	81	142	29	43	5	25
	25	1	1	1 ¼	¼	60	55	90	167	34	50	5	25
	32	1 ¼	1 ¼	1 ½	¼	72	67	109	196	38	60	6	25
*	40	1 ½	1 ½	1 ¾	¼	80	80	122	222	39	73	6	25
*	50	2	2	2 ¾	¼	96	98	151	268	47	88	8	25
*	65	2 ½	2 ½	3	¼	96	98	151	292	56	90	8	25



1303



**JRGURED pressure reducing valve gunmetal**

- Temperature: max. 30°C
- Material: gunmetal, stainless steel, EPDM, plastic
- Factory setting: 400 kPa (4 bar)
- Secondary pressure: 200 - 600 kPa (2 - 6 bar)
- Connection: manometer
- \*Discontinued with replacement

**JRGURED Druckminderer Rotguss**

- Temperatur: max. 30°C
- Werkstoff: Rotguss, Chromnickelstahl, EPDM, Kunststoff
- Auslieferungszustand: 400 kPa (4 bar)
- Sekundärdruck: 200 - 600 kPa (2 - 6bar)
- Anschluss: Manometer
- \*Auslauf mit Ersatz

	DN (mm)	GN (inch)	Size (inch)	JRG Code	GF Code	SP	Weight (kg)
*	15	½	½	<b>1303.015</b>	<b>350 712 301</b>	1	0.620
*	20	¾	¾	<b>1303.020</b>	<b>350 712 401</b>	1	0.770
*	25	1	1	<b>1303.025</b>	<b>350 712 501</b>	1	1.340
*	32	1 ¼	1 ¼	<b>1303.032</b>	<b>350 712 601</b>	1	1.800
	40	1 ½	1 ½	<b>1303.040</b>	<b>350 712 701</b>	1	3.400
	50	2	2	<b>1303.050</b>	<b>350 712 801</b>	1	4.900
	65	2 ½	2 ½	<b>1303.065</b>	<b>350 734 701</b>	1	5.200

	DN (mm)	GN (inch)	d2 G (inch)	d3 Rp (inch)	d4 (mm)	h1 (mm)	h2 (mm)	l1 (mm)	PN (bar)	z (mm)	⊕ (mm)
*	15	½	¾	⅛	54	34	79	80	25	40	5
*	20	¾	1	⅛	60	42	86	85	25	43	5
*	25	1	1 ¼	¼	72	52	110	100	25	50	6
*	32	1 ¼	1 ½	¼	80	64	121	120	25	60	6
	40	1 ½	1 ¾	¼	96	80	157	145	25	73	8
	50	2	2 ¾	¼	105	98	172	175	25	88	8
	65	2 ½	3	¼	105	98	172	180	25	90	8

1303



**JRGURED pressure reducing valve gunmetal - new**

- Temperature: max. 30°C
- Material: gunmetal, stainless steel, EPDM, plastic
- Factory setting: 400 kPa (4 bar)
- Secondary pressure: 200 - 600 kPa (2 - 6 bar)
- Connection: manometer
- \*Available from Q3 2024

**JRGURED Druckminderer Rotguss - neu**


- Temperatur: max. 30°C
- Werkstoff: Rotguss, Chromnickelstahl, EPDM, Kunststoff
- Auslieferungszustand: 400 kPa (4 bar)
- Sekundärdruck: 200 - 600 kPa (2 - 6bar)
- Anschluss: Manometer
- \*Verfügbar ab Q3 2024

	DN (mm)	GN (inch)	Size (inch)	JRG Code	GF Code	SP	Weight (kg)
	15	½	½	<b>1303.015</b>	<b>350 740 101</b>	1	0.600
	20	¾	¾	<b>1303.020</b>	<b>350 740 201</b>	1	0.700
	25	1	1	<b>1303.025</b>	<b>350 740 301</b>	1	1.300
	32	1 ¼	1 ¼	<b>1303.032</b>	<b>350 740 401</b>	1	1.800
*	40	1 ½	1 ½	<b>1303.040</b>	<b>350 740 501</b>	1	3.400
*	50	2	2	<b>1303.050</b>	<b>350 740 601</b>	1	4.900
*	65	2 ½	2 ½	<b>1303.065</b>	<b>350 740 701</b>	1	5.015

table continued on the next page

DN (mm)	GN (inch)	d2 G (inch)	d3 Rp (inch)	d4 (mm)	h1 (mm)	h2 (mm)	l1 (mm)	z (mm)	⊙ (mm)	PN (bar)
15	½	¾	⅛	53	34	79	80	40	5	25
20	¾	1	⅛	53	42	81	85	43	5	25
25	1	1 ¼	¼	60	55	90	100	50	5	25
32	1 ¼	1 ½	¼	72	67	109	120	60	6	25
*	40	1 ½	¾	80	80	122	145	73	6	25
*	50	2	2 ⅜	96	98	151	175	88	8	25
*	65	2 ½	¾	96	98	151	180	90	8	25

1310



### JRGURED pressure reducing valve gunmetal

- Temperature: max. 70°C
- Material: gunmetal, stainless steel, EPDM, plastic
- Factory setting: 400 kPa (4 bar)
- Secondary pressure: 200 - 600 kPa (2 - 6 bar)
- Connection: manometer
- Consisting of: unions
- \*Discontinued with replacement

### JRGURED Druckminderer Rotguss

- Temperatur: max. 70°C
- Werkstoff: Rotguss, Chromnickelstahl, EPDM, Kunststoff
- Auslieferungszustand: 400 kPa (4 bar)
- Sekundärdruck: 200 - 600 kPa (2 - 6bar)
- Anschluss: Manometer
- Bestehend aus: Verschraubungen
- \*Auslauf mit Ersatz

	DN (mm)	GN (inch)	Size (inch)	JRG Code	GF Code	SP	Weight (kg)
*	15	½	½	1310.240	350 731 601	1	0.780
*	20	¾	¾	1310.320	350 731 701	1	1.040
*	25	1	1	1310.400	350 731 801	1	1.800
*	32	1 ¼	1 ¼	1310.480	350 731 901	1	2.640
	40	1 ½	1 ½	1310.560	350 732 001	1	4.500
	50	2	2	1310.640	350 732 101	1	6.878
	65	2 ½	2 ½	1310.720	350 734 801	1	7.960

	DN (mm)	GN (inch)	d1 R (inch)	d2 G (inch)	d3 Rp (inch)	d4 (mm)	h1 (mm)	h2 (mm)	l1 (mm)	l2 (mm)	PN (bar)	z (mm)	⊙ (mm)
*	15	½	½	¾	⅛	52	29	79	130	25	25	40	5
*	20	¾	¾	1	⅛	58	36	86	142	29	25	43	5
*	25	1	1	1 ¼	¼	70	52	110	167	34	25	50	6
*	32	1 ¼	1 ¼	1 ½	¼	77	64	121	196	38	25	60	6
	40	1 ½	1 ½	1 ¾	¼	94	80	157	222	39	25	73	8
	50	2	2	2 ⅜	¼	103	98	172	268	47	25	88	8
	65	2 ½	2 ½	3	¼	103	98	172	292	56	25	90	8

1310



**JRGURED pressure reducing valve gunmetal - new**

- Temperature: max. 70°C
- Material: gunmetal, stainless steel, EPDM, plastic
- Factory setting: 400 kPa (4 bar)
- Secondary pressure: 200 - 600 kPa (2 - 6 bar)
- Connection: manometer
- Consisting of: unions
- \*Available from Q3 2024

**JRGURED Druckminderer Rotguss - neu**

- Temperatur: max. 70°C
- Werkstoff: Rotguss, Chromnickelstahl, EPDM, Kunststoff
- Auslieferungszustand: 400 kPa (4 bar)
- Sekundärdruck: 200 - 600 kPa (2 - 6bar)
- Anschluss: Manometer
- Bestehend aus: Verschraubungen
- \*Verfügbar ab Q3 2024

DN (mm)	GN (inch)	Size (inch)	JRG Code	GF Code	SP	Weight (kg)
15	½	½	1310.240	350 740 141	1	0.780
20	¾	¾	1310.320	350 740 241	1	1.000
25	1	1	1310.400	350 740 341	1	1.800
32	1 ¼	1 ¼	1310.480	350 740 441	1	2.700
*	40	1 ½	1310.560	350 740 541	1	4.500
*	50	2	1310.640	350 740 641	1	6.880
*	65	2 ½	1310.720	350 740 741	1	7.900

DN (mm)	GN (inch)	d1 R (inch)	d2 G (inch)	d3 Rp (inch)	d4 (mm)	h1 (mm)	h2 (mm)	l1 (mm)	l2 (mm)	z (mm)	⊙ (mm)	PN (bar)
15	½	½	¾	⅙	53	34	79	130	25	40	5	25
20	¾	¾	1	⅙	53	42	81	142	29	43	5	25
25	1	1	1 ¼	¼	60	55	90	167	34	50	5	25
32	1 ¼	1 ¼	1 ½	¼	72	67	109	196	38	60	6	25
*	40	1 ½	1 ½	¼	80	80	122	222	39	73	6	25
*	50	2	2	¼	96	98	151	268	47	88	8	25
*	65	2 ½	2 ½	3	¼	96	98	292	56	90	8	25

1320



**JRGURED pressure reducing valve gunmetal**

- Temperature: max. 70°C
- Material: gunmetal, stainless steel, EPDM, plastic
- Factory setting: 200 kPa (2 bar)
- Secondary pressure: 50 - 200 kPa (0.5 - 2 bar)
- Connection: manometer
- Consisting of: unions

**JRGURED Druckminderer Rotguss**

- Temperatur: max. 70°C
- Werkstoff: Rotguss, Chromnickelstahl, EPDM, Kunststoff
- Auslieferungszustand: 200 kPa (2 bar)
- Sekundärdruck: 50 - 200 kPa (0.5 - 2 bar)
- Anschluss: Manometer
- Bestehend aus: Verschraubungen

DN (mm)	GN (inch)	Size (inch)	JRG Code	GF Code	SP	Weight (kg)
* 15	½	½	1320.240	350 734 001	1	0.760
* 20	¾	¾	1320.320	350 734 101	1	0.940
* 25	1	1	1320.400	350 734 201	1	1.730

table continued on the next page



	DN (mm)	GN (inch)	Size (inch)	JRG Code	GF Code	SP	Weight (kg)
*	32	1 ¼	1 ¼	<b>1320.480</b>	<b>350 734 301</b>	1	2.540
	40	1 ½	1 ½	<b>1320.560</b>	<b>350 734 401</b>	1	4.290
	50	2	2	<b>1320.640</b>	<b>350 734 501</b>	1	6.530
	65	2 ½	2 ½	<b>1320.720</b>	<b>350 735 001</b>	1	7.690

	DN (mm)	GN (inch)	d1 R (inch)	d2 G (inch)	d3 Rp (inch)	d4 (mm)	h1 (mm)	h2 (mm)	l1 (mm)	l2 (mm)	PN (bar)	z (mm)	⊙ (mm)
*	15	½	½	¾	⅙	52	29	79	130	25	25	40	5
*	20	¾	¾	1	⅙	58	36	86	142	29	25	43	5
*	25	1	1	1 ¼	¼	70	52	110	167	34	25	50	6
*	32	1 ¼	1 ¼	1 ½	¼	77	64	121	196	38	25	60	6
	40	1 ½	1 ½	1 ¾	¼	94	80	157	222	39	25	73	8
	50	2	2	2 ⅜	¼	103	98	172	268	47	25	88	8
	65	2 ½	2 ½	3	¼	103	98	172	292	56	25	90	8

## 1320



### JRGURED pressure reducing valve gunmetal - new

- Temperature: max. 70°C
- Material: gunmetal, stainless steel, EPDM, plastic
- Factory setting: 200 kPa (2 bar)
- Secondary pressure: 50 - 200 kPa (0.5 - 2 bar)
- Connection: manometer
- Consisting of: unions
- \*Available from Q3 2024

### JRGURED Druckminderer Rotguss - neu

- Temperatur: max. 70°C
- Werkstoff: Rotguss, Chromnickelstahl, EPDM, Kunststoff
- Auslieferungszustand: 200 kPa (2 bar)
- Sekundärdruck: 50 - 200 kPa (0.5 - 2 bar)
- Anschluss: Manometer
- Bestehend aus: Verschraubungen
- \*Verfügbar ab Q3 2024

	DN (mm)	GN (inch)	Size (inch)	JRG Code	GF Code	SP	Weight (kg)
	15	½	½	<b>1320.240</b>	<b>350 740 151</b>	1	0.780
	20	¾	¾	<b>1320.320</b>	<b>350 740 251</b>	1	1.000
	25	1	1	<b>1320.400</b>	<b>350 740 351</b>	1	1.600
	32	1 ¼	1 ¼	<b>1320.480</b>	<b>350 740 451</b>	1	2.640
*	40	1 ½	1 ½	<b>1320.560</b>	<b>350 740 551</b>	1	4.290
*	50	2	2	<b>1320.640</b>	<b>350 740 651</b>	1	6.530
*	65	2 ½	2 ½	<b>1320.720</b>	<b>350 740 751</b>	1	7.690

	DN (mm)	GN (inch)	d1 R (inch)	d2 G (inch)	d3 Rp (inch)	d4 (mm)	h1 (mm)	h2 (mm)	l1 (mm)	l2 (mm)	z (mm)	⊙ (mm)	PN (bar)
	15	½	½	¾	⅙	53	34	79	130	25	40	5	25
	20	¾	¾	1	⅙	53	42	81	142	29	43	5	25
	25	1	1	1 ¼	¼	60	55	90	167	34	50	5	25
	32	1 ¼	1 ¼	1 ½	¼	72	67	109	196	38	60	6	25
*	40	1 ½	1 ½	1 ¾	¼	80	80	122	222	39	73	6	25
*	50	2	2	2 ⅜	¼	96	98	151	268	47	88	8	25
*	65	2 ½	2 ½	3	¼	96	98	151	292	56	90	8	25



1330



**JRGURED pressure reducing valve gunmetal**

- Temperature: max. 70°C
- Material: gunmetal, stainless steel, EPDM, plastic
- Factory setting: 600 kPa (6 bar)
- Secondary pressure: 600 - 1000 kPa (6 - 10 bar)
- Connection: manometer
- Consisting of: unions
- \*Discontinued with replacement


**JRGURED Druckminderer Rotguss**

- Temperatur: max. 70°C
- Werkstoff: Rotguss, Chromnickelstahl, EPDM, Kunststoff
- Auslieferungszustand: 600 kPa (6 bar)
- Sekundärdruck: 600 - 1000 kPa (6 - 10 bar)
- Anschluss: Manometer
- Bestehend aus: Verschraubungen
- \*Auslauf mit Ersatz

	DN (mm)	GN (inch)	Size (inch)	JRG Code	GF Code	SP	Weight (kg)
*	15	½	½	1330.240	350 732 801	1	0.730
*	20	¾	¾	1330.320	350 732 901	1	1.020
*	25	1	1	1330.400	350 733 001	1	1.870
*	32	1 ¼	1 ¼	1330.480	350 733 101	1	2.700
	40	1 ½	1 ½	1330.560	350 733 201	1	4.590
	50	2	2	1330.640	350 733 301	1	7.050
	65	2 ½	2 ½	1330.720	350 735 201	1	8.320

	DN (mm)	GN (inch)	d1 R (inch)	d2 G (inch)	d3 Rp (inch)	d4 (mm)	h1 (mm)	h2 (mm)	l1 (mm)	l2 (mm)	PN (bar)	z (mm)	⊙ (mm)
*	15	½	½	¾	⅝	52	29	79	130	25	25	40	5
*	20	¾	¾	1	⅝	58	36	86	142	29	25	43	5
*	25	1	1	1 ¼	¾	70	52	110	167	34	25	50	6
*	32	1 ¼	1 ¼	1 ½	¾	77	64	121	196	38	25	60	6
	40	1 ½	1 ½	1 ¾	¾	94	80	157	222	39	25	73	8
	50	2	2	2 ¾	¾	103	98	172	268	47	25	88	8
	65	2 ½	2 ½	3	¾	103	98	172	292	56	25	90	8

1330



**JRGURED pressure reducing valve gunmetal - new**

- Temperature: max. 70°C
- Material: gunmetal, stainless steel, EPDM, plastic
- Factory setting: 600 kPa (6 bar)
- Secondary pressure: 600 - 1000 kPa (6 - 10 bar)
- Connection: manometer
- Consisting of: unions
- \*Available from Q3 2024

**JRGURED Druckminderer Rotguss - neu**

- Temperatur: max. 70°C
- Werkstoff: Rotguss, Chromnickelstahl, EPDM, Kunststoff
- Auslieferungszustand: 600 kPa (6 bar)
- Sekundärdruck: 600 - 1000 kPa (6 - 10 bar)
- Anschluss: Manometer
- Bestehend aus: Verschraubungen
- \*Verfügbar ab Q3 2024

	DN (mm)	GN (inch)	Size (inch)	JRG Code	GF Code	SP	Weight (kg)
	15	½	½	1330.240	350 740 161	1	0.780
	20	¾	¾	1330.320	350 740 261	1	1.000
	25	1	1	1330.400	350 740 361	1	1.800

table continued on the next page

	DN (mm)	GN (inch)	Size (inch)	JRG Code	GF Code	SP	Weight (kg)
	32	1 ¼	1 ¼	1330.480	350 740 461	1	2.750
*	40	1 ½	1 ½	1330.560	350 740 561	1	4.590
*	50	2	2	1330.640	350 740 661	1	7.050
*	65	2 ½	2 ½	1330.720	350 740 761	1	8.020

	DN (mm)	GN (inch)	d1 R (inch)	d2 G (inch)	d3 Rp (inch)	d4 (mm)	h1 (mm)	h2 (mm)	l1 (mm)	l2 (mm)	z (mm)	⊙ (mm)	PN (bar)
	15	½	½	¾	⅝	53	34	79	130	25	40	5	25
	20	¾	¾	1	⅝	53	42	81	142	29	43	5	25
	25	1	1	1 ¼	¾	60	55	90	167	34	50	5	25
	32	1 ¼	1 ¼	1 ½	¾	72	67	109	196	38	60	6	25
*	40	1 ½	1 ½	1 ¾	¾	80	80	122	222	39	73	6	25
*	50	2	2	2 ⅝	¾	96	98	151	268	47	88	8	25
*	65	2 ½	2 ½	3	¾	96	98	151	292	56	90	8	25

## Accessories Zubehör

1135



### JRGURED Connecting piece brass

- Material: brass
- Connection: male thread

### JRGURED Passstück

- Werkstoff: Messing
- Anschluss: Aussengewinde

GN (inch)	DN (mm)	JRG Code	GF Code	SP	Weight (kg)	d1 G (inch)	l1 (mm)
½	15	1135.240	350 344 701	1	0.050	¾	80
¾	20	1135.320	350 344 801	1	0.208	1	85
1	25	1135.400	350 344 901	1	0.333	1 ¼	100
1 ¼	32	1135.480	350 345 001	1	0.390	1 ½	120
1 ½	40	1135.560	350 345 101	1	0.663	1 ¾	145
2	50	1135.640	350 345 201	1	1.200	2 ⅝	175
2 ½	65	1135.720	350 678 801	1	3.110	3	180

1136



### JRGURED Adapter piece gunmetal


- Material: gunmetal, brass, EPDM
- \*as long as stock last

### JRGURED Anschlussstück Rotguss

- Werkstoff: Rotguss, Messing, EPDM
- \*solange Vorrat

	GN (inch)	DN (mm)	JRG Code	GF Code	SP	Weight (kg)	d1 G (inch)	d2 G (inch)	l1 (mm)	l2 (mm)
*	½	15	1136.240	350 496 701	1	0.030	¾	¾	20	8
*	¾	20	1136.320	350 496 801	1	0.150	1	1	30	9
*	1	25	1136.400	350 496 901	1	0.270	1 ¼	1 ¼	40	11
*	1 ¼	32	1136.480	350 497 001	1	0.408	1 ½	1 ½	53	12
*	1 ½	40	1136.560	350 497 101	1	0.547	1 ¾	1 ¾	58	12
*	2	50	1136.640	350 497 201	1	1.630	2 ¼	2 ⅝	58	14
*	2 ½	65	1136.720	350 594 601	1	1.500	3	3	85	20

1146

**JRGURED Adapter piece gunmetal**

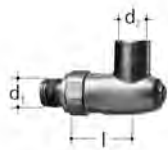
- Description: for 1430/1440 to 1140
- Material: gunmetal
- Consisting of: special screws, flat gasket

**JRGURED Übergangsstück**

- Beschreibung: für 1430/1440 zu 1140
- Werkstoff: Rotguss
- Bestehend aus: Spezial Schrauben, Flachdichtung

DN (mm)	JRG Code	GF Code	SP	Weight (kg)	d1 (mm)	d2 (mm)	l1 (mm)	s (mm)	○
65	<b>1146.065</b>	<b>355 635 903</b>	1	4.100	65	127	92	M16x150	4
80	<b>1146.080</b>	<b>355 635 904</b>	1	6.200	80	142	102	M16x160	8

8101

**JRG Manometer valve brass**

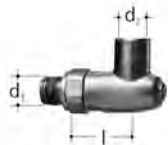
- Description: to 1300-1333 (1/2+3/4) / 1353-1363 (1/2+3/4)
- Temperature: max. 100°C
- Material: brass

**JRG Manometerventil Messing**

- Beschreibung: zu 1300-1333 (1/2+3/4) / 1353-1363 (1/2+3/4)
- Temperatur: max. 100°C
- Werkstoff: Messing

GN (inch)	DN (mm)	JRG Code	GF Code	SP	Weight (kg)	d1 R (inch)	d2 Rp (inch)	l (mm)	PN (bar)
1/8	6	<b>8101.010</b>	<b>350 260 502</b>	5	0.090	1/8	1/4	25	16

8102

**JRG Manometer valve brass**

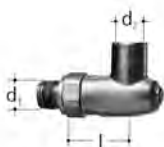
- Description: to 1300-1333 (1-2 1/2) / 1353-1363
- Temperature: max. 100°C
- Material: brass

**JRG Manometerventil Messing**

- Beschreibung: zu 1300-1333 (1-2 1/2) / 1353-1363
- Temperatur: max. 100°C
- Werkstoff: Messing

GN (inch)	DN (mm)	JRG Code	GF Code	SP	Weight (kg)	d1 R (inch)	d2 Rp (inch)	l (mm)	PN (bar)
1/4	8	<b>8102.010</b>	<b>350 260 503</b>	5	0.120	1/4	1/4	30	16

8103

**JRG Manometer valve brass**

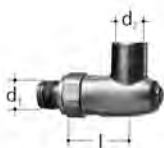
- Description: to 1140-1142 (DN 65/80/100)
- Temperature: max. 100°C
- Material: brass

**JRG Manometerventil Messing**

- Beschreibung: zu 1140-1142 (DN 65/80/100)
- Temperatur: max. 100°C
- Werkstoff: Messing

GN (inch)	DN (mm)	JRG Code	GF Code	SP	Weight (kg)	d1 R (inch)	d2 Rp (inch)	l (mm)	PN (bar)
¼	8	8103.010	350 260 504	5	0.170	¼	¼	60	16

8104

**JRG Manometer valve brass**


- Temperature: max. 100°C
- Material: brass

**JRG Manometerventil Messing**

- Temperatur: max. 100°C
- Werkstoff: Messing

GN (inch)	DN (mm)	JRG Code	GF Code	SP	Weight (kg)	d1 R (inch)	d2 Rp (inch)	l (mm)	PN (bar)
¼	8	8104.010	350 260 505	5	0.205	¼	¼	80	16

8106

**Manometer**

- Temperature: max. 60°C

**Manometer**

- Temperatur: max. 60°C

GN (inch)	DN (mm)	JRG Code	GF Code	SP	Weight (kg)	d (mm)	d1 R (inch)	l (mm)	l1 (mm)	PN (bar)
⅝	6	8106.040	350 585 901	1	0.066	40	⅝	46	10	0 - 12
¾	8	8106.080	350 342 601	1	0.079	50	¾	48	12	0 - 12

8107

**Manometer**

- Temperature: max. 60°C

**Manometer**

- Temperatur: max. 60°C

GN (inch)	DN (mm)	JRG Code	GF Code	SP	Weight (kg)	d (mm)	d1 R (inch)	h (mm)	h1 (mm)	PN (bar)
¼	8	8107.080	350 678 901	1	0.100	40	¼	38	12	0 - 12
¼	8	8107.081	350 110 601	1	0.067	50	¼	44	12	0 - 12
¼	8	8107.082	350 110 602	1	0.120	50	¼	44	12	0 - 25
¼	8	8107.083	350 544 702	1	0.142	63	¼	52	12	0 - 12
¼	8	8107.084	350 544 701	1	0.142	63	¼	52	12	0 - 25

8108

**Manometer**


- Temperature: max. 60°C
- Consisting of: indicator

**Manometer**

- Temperatur: max. 60°C
- Bestehend aus: Stellzeiger

GN (inch)	DN (mm)	JRG Code	GF Code	SP	Weight (kg)	d (mm)	d1 R (inch)	h (mm)	h1 (mm)	PN (bar)
¼	8	8108.080	350 794 801	1	0.143	63	¼	50	12	0 - 15

8109

**Manometer**

- Temperature: max. 60°C
- Consisting of: indicator

**Manometer**

- Temperatur: max. 60°C
- Bestehend aus: Stellzeiger

GN (inch)	DN (mm)	JRG Code	GF Code	SP	Weight (kg)	d (mm)	d1 R (inch)	l (mm)	l1 (mm)	PN (bar)
¼	8	8109.080	350 581 101	1	0.084	63	¼	48	12	0 - 15

8299

**JRG Screw connection brass**

- Description: to 1130, long version can be cutted to length
- Material: brass
- Connection: male thread
- Supplied with: flat gasket AFM34

**JRG Rohrverschraubung Messing**

- Beschreibung: zu 1130, lange Ausführung ist ablängbar
- Werkstoff: Messing
- Anschluss: Aussengewinde
- Geliefert mit: Flachdichtung AFM34

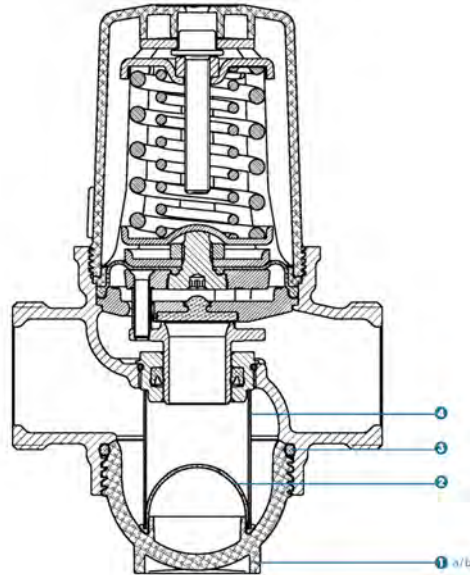
GN (inch)	DN (mm)	JRG Code	GF Code	SP	Weight (kg)	d1 R (inch)	d2 G (inch)	l1 (mm)	l2 (mm)	Z (mm)
½	15	8299.240	355 583 001	1	0.160	½	¾	107	6	15
¾	20	8299.320	355 583 201	1	0.255	¾	1	121	7	16
1	25	8299.400	355 583 801	1	0.440	1	1 ¼	138	8	18
1 ¼	32	8299.480	355 584 001	1	0.760	1 ¼	1 ½	165	9	19
1 ½	40	8299.560	355 584 201	1	1.060	1 ½	1 ¾	175	10	21
2	50	8299.640	355 584 401	1	1.160	2	2 ¾	122	11	25
2 ½	65	8299.720	355 584 601	1	1.830	2 ½	3	155	14	31

## Spare parts Ersatzteile

# JRGURED spare parts

## Ersatzteile für 1300 - 1330

Ersatzteile für/Pièces de rechange pour/Pezzi di ricambio per  
1300 - 1330



- 1 a Filterbecher aus Rotguss/Cuve de filtre en bronze/Tazza in bronzo
- 1 b Filterbecher aus Kunststoff/Cuve de filtre transparente/Tazza trasparente in materia sintetica
- 2 Dampfermembrane/Membrane/Membrana regolatrice EPDM
- 3 O-Ring/O-Ring/O-Ring EPDM
- 4 Filtereinsatz/Filtere grossier/Elemento filtrante

+GF+



### (1a) JRG Filter cup gunmetal

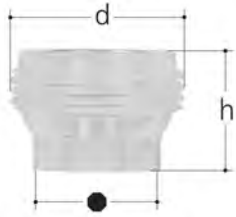
- Material: gunmetal

### (1a) JRG Filterbecher Rotguss

- Werkstoff: Rotguss

GN (inch)	d (mm)	h (mm)	⊘ (mm)	GF Code
½	32	17.5	27	350 722 102
¾	40	21.5	32	350 722 202
1	50	33.0	27	350 722 302
1 ¼	62	43.0	34	350 722 402
1 ½	77	56.0	41	350 722 501
2 / 2 ½	94	66.0	55	350 722 601





**(1b) JRG Filter cup plastic**

- Material: plastic

**(1b) JRG Filterbecher aus Kunststoff**

- Werkstoff: Kunststoff

GN (inch)	d (mm)	h (mm)	GF Code	⊙ (mm)
1/2	32	22.5	<b>350 722 702</b>	21
3/4	40	28.0	<b>350 722 802</b>	27
1	50	33.0	<b>350 722 902</b>	32
1 1/4	62	43.0	<b>350 723 002</b>	41
1 1/2	77	56.0	<b>350 723 102</b>	50
2 / 2 1/2	94	66.0	<b>350 723 202</b>	60



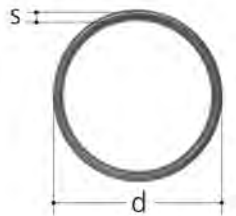
**(2) JRG Damper membrane EPDM**

- Material: EPDM

**(2) JRG Dämpfermembrane EPDM**

- Werkstoff: EPDM

GN (inch)	d (mm)	GF Code
1/2	19	<b>350 719 911</b>
3/4	24	<b>350 719 912</b>
1	30	<b>350 719 913</b>
1 1/4	37	<b>350 719 914</b>




**O-Ring EPDM**

- Material: EPDM
- For valve body from 2007 - for shut-off valve

**O-Ring EPDM**

- Werkstoff: EPDM
- Für Ventilgehäuse ab 2007

d (mm)	s (mm)	GF Code	JRGURED (inch)	Slanted/Straight seat valves (inch)
17.1	2.6	<b>350 981 114</b>	1/2	
21.9	2.6	<b>350 981 119</b>	3/4	
28.2	2.6	<b>350 981 123</b>	1	1/2
36.8	2.6	<b>350 981 127</b>		3/4
37.8	2.6	<b>350 981 128</b>	1 1/4	
44.1	2.6	<b>350 981 132</b>	1 1/2	
44.1	3.5	<b>350 981 222</b>		1
55.2	2.6	<b>350 981 139</b>		
56.7	3.5	<b>350 981 228</b>		1 1/4
69.2	5.3	<b>350 981 616</b>		1 1/2
71.1	2.6	<b>350 981 148</b>	2 1/2	
82.2	2.6	<b>350 981 151</b>	3	
88.2	5.3	<b>350 981 622</b>		2 - 2 1/2



#### (4) Strainer

#### (4) Filtereinsatz

GN (inch)	d1 (mm)	h (mm)	GF Code
½	15.7	21.0	<b>350 720 301</b>
¾	20.9	28.0	<b>350 720 401</b>
1	26.0	35.5	<b>350 720 501</b>
1 ¼	33.3	45.0	<b>350 720 601</b>
1 ½	40.0	56.0	<b>350 720 701</b>
2 / 2 ½	50.0	70.0	<b>350 720 801</b>

## House water stations Hauswasserstationen

1350



#### JRGURED Combi house water station gunmetal

- Temperature: max. 30°C
- Material: gunmetal, stainless steel, EPDM, plastic
- Factory setting: 400 kPa (4 bar)
- Secondary pressure: 200 - 600 kPa (2 - 6 bar)
- Connection: male thread
- Consisting of: pressure reducing valve, fine filter, unions
- \*Discontinued with replacement

#### JRGURED Combi Hauswasserstation Rotguss

- Temperatur: max. 30°C
- Werkstoff: Rotguss, Chromnickelstahl, EPDM, Kunststoff
- Auslieferungszustand: 400 kPa (4 bar)
- Sekundärdruck: 200 - 600 kPa (2 - 6bar)
- Anschluss: Aussengewinde
- Bestehend aus: Druckminderer, Feinfilter, Verschraubungen
- \*Auslauf mit Ersatz

	DN (mm)	GN (inch)	Size (inch)	JRG Code	GF Code	SP	Weight (kg)
*	25	1	1	<b>1350.400</b>	<b>350 690 401</b>	1	4.290
*	32	1 ¼	1 ¼	<b>1350.480</b>	<b>350 690 402</b>	1	4.910
	40	1 ½	1 ½	<b>1350.560</b>	<b>350 690 403</b>	1	4.670
	50	2	2	<b>1350.640</b>	<b>350 690 404</b>	1	8.910

	DN (mm)	GN (inch)	d1 R (inch)	d2 G (inch)	d3 Rp (inch)	d4 (mm)	h1 (mm)	h2 (mm)	l1 (mm)	l2 (mm)	PN (bar)	z (mm)	⊙ (mm)	μm
*	25	1	1	1 ¼	¼	122	390	110	167	34	16	50	6	100
*	32	1 ¼	1 ¼	1 ½	¼	122	393	120	196	38	16	60	6	100
	40	1 ½	1 ½	1 ¾	¼	130	403	157	223	39	16	73	8	100
	50	2	2	2 ¾	¼	130	415	172	269	47	16	88	8	100

1353



**JRGURED Combi house water station gunmetal**

- Temperature: max. 30°C
- Material: gunmetal, stainless steel, EPDM, plastic
- Factory setting: 400 kPa (4 bar)
- Secondary pressure: 200 - 600 kPa (2 - 6 bar)
- Connection: male thread
- Consisting of: pressure reducing valve, fine filter
- \*Discontinued with replacement


**JRGURED Combi Hauswasserstation Rotguss**

- Temperatur: max. 30°C
- Werkstoff: Rotguss, Chromnickelstahl, EPDM, Kunststoff
- Auslieferungszustand: 400 kPa (4 bar)
- Sekundärdruck: 200 - 600 kPa (2 - 6bar)
- Anschluss: Aussengewinde
- Bestehend aus: Druckminderer, Feinfilter
- \*Auslauf mit Ersatz

	DN (mm)	GN (inch)	Size (inch)	JRG Code	GF Code	SP	Weight (kg)
*	25	1	1	1353.025	350 690 501	1	3.950
*	32	1 ¼	1 ¼	1353.032	350 690 502	1	4.360
	40	1 ½	1 ½	1353.040	350 690 503	1	6.100
	50	2	2	1353.050	350 690 504	1	7.660

	DN (mm)	GN (inch)	d2 G (inch)	d3 Rp (inch)	d4 (mm)	h1 (mm)	h2 (mm)	l1 (mm)	PN (bar)	z (mm)	○ (mm)	µm
*	25	1	1 ¼	¼	122	390	110	100	16	50	6	100
*	32	1 ¼	1 ½	¼	122	393	120	120	16	60	6	100
	40	1 ½	1 ¾	¼	130	403	157	146	16	73	8	100
	50	2	2 ¾	¼	130	415	172	176	16	88	8	100

1360



**JRGURED Combi house water station gunmetal**

- Temperature: max. 30°C
- Material: gunmetal, stainless steel, EPDM, plastic
- Factory setting: 400 kPa (4 bar)
- Secondary pressure: 200 - 600 kPa (2 - 6 bar)
- Connection: male thread
- Consisting of: pressure reducing valve, fine filter
- \*Discontinued with replacement

**JRGURED Combi Hauswasserstation Rotguss  
Werkseinstellung 4 bar  
Mit Filterbecher und Verschraubungen**

- Temperatur: max. 30°C
- Werkstoff: Rotguss, Chromnickelstahl, EPDM, Kunststoff
- Auslieferungszustand: 400 kPa (4 bar)
- Sekundärdruck: 200 - 600 kPa (2 - 6bar)
- Anschluss: Aussengewinde
- Bestehend aus: Druckminderer, Feinfilter
- \*Auslauf mit Ersatz

	DN (mm)	GN (inch)	Size (inch)	JRG Code	GF Code	SP	Weight (kg)
*	25	1	1	1360.400	350 690 601	1	7.220
*	32	1 ¼	1 ¼	1360.480	350 690 602	1	7.820
	40	1 ½	1 ½	1360.560	350 690 603	1	9.670
	50	2	2	1360.640	350 690 604	1	11.000

table continued on the next page

	DN (mm)	GN (inch)	d1 R (inch)	d2 G (inch)	d3 Rp (inch)	d4 (mm)	h1 (mm)	h2 (mm)	l1 (mm)	l2 (mm)	PN (bar)	z (mm)	⊙ (mm)	μm
*	25	1	1	1 ¼	¼	122	390	110	167	34	25	50	6	100
*	32	1 ¼	1 ¼	1 ½	¼	122	393	120	196	38	25	60	6	100
	40	1 ½	1 ½	1 ¾	¼	130	403	157	223	39	25	73	8	100
	50	2	2	2 ¾	¼	130	415	172	269	47	25	88	8	100

1370



### JRG CleanLine Combi manual gunmetal

- Temperature: max. 30°C
- Material: gunmetal, stainless steel, EPDM, plastic
- Factory setting: 400 kPa (4 bar)
- Secondary pressure: 200 - 600 kPa (2 - 6 bar)
- Connection: male thread
- Consisting of: combined pressure reducing valve, back flush fine filter

### JRG CleanLine Combi manuell Rotguss

- Temperatur: max. 30°C
- Werkstoff: Rotguss, Chromnickelstahl, EPDM, Kunststoff
- Auslieferungszustand: 400 kPa (4 bar)
- Sekundärdruck: 200 - 600 kPa (2 - 6bar)
- Anschluss: Aussengewinde
- Bestehend aus: Kombiniertes Druckminderer, rückspülbarer Feinfilter

DN (mm)	GN (inch)	Size (inch)	JRG Code	GF Code	SP	Weight (kg)
25	1	1	<b>1370.025</b>	<b>350 690 932</b>	1	2.580
32	1 ¼	1 ¼	<b>1370.032</b>	<b>350 690 933</b>	1	2.940

DN (mm)	d2 G (inch)	d3 Rp (inch)	d4 (mm)	h1 (mm)	h2 (mm)	l1 (mm)	l2 (mm)	l3 (mm)	PN (bar)	⊙ (mm)	μm
25	1 ¼	¼	99	221	110	100	125	60	16	6	100
32	1 ½	¼	99	224	120	120	125	60	16	6	100

1371



### JRG CleanLine Combi automatic gunmetal

- Temperature: max. 30°C
- Material: gunmetal, stainless steel, EPDM, plastic
- Factory setting: 400 kPa (4 bar)
- Secondary pressure: 200 - 600 kPa (2 - 6 bar)
- Connection: male thread
- Consisting of: combined pressure reducing valve, automatic backwash unit, back flush fine filter

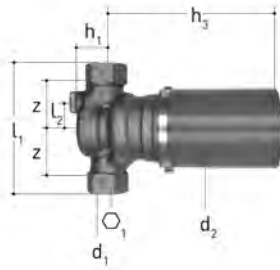
### JRG CleanLine Combi automatisch Rotguss

- Temperatur: max. 30°C
- Werkstoff: Rotguss, Chromnickelstahl, EPDM, Kunststoff
- Auslieferungszustand: 400 kPa (4 bar)
- Sekundärdruck: 200 - 600 kPa (2 - 6bar)
- Anschluss: Aussengewinde
- Bestehend aus: Kombiniertes Druckminderer, Rückspülautomat, rückspülbarer Feinfilter

DN (mm)	GN (inch)	Size (inch)	JRG Code	GF Code	SP	Weight (kg)
25	1	1	<b>1371.025</b>	<b>350 690 840</b>	1	3.095
32	1 ¼	1 ¼	<b>1371.032</b>	<b>350 690 841</b>	1	3.430

DN (mm)	d2 G (inch)	d3 Rp (inch)	d4 (mm)	h1 (mm)	h2 (mm)	l1 (mm)	l2 (mm)	l3 (mm)	PN (bar)	⊙ (mm)	μm
25	1 ¼	¼	99	221	110	100	154	60	16	6	100
32	1 ½	¼	99	224	120	120	154	60	16	6	100

1380



**JRGURED UP pre-installation set gunmetal**

- Temperature: max. 70°C (short-term 90°C)
- Material: gunmetal, stainless steel, EPDM, plastic
- Connection: female thread

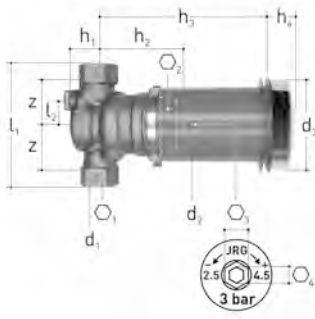
**JRGURED UP Rohbauset Rotguss**

- Temperatur: max. 70°C (kurzfristig 90°C)
- Werkstoff: Rotguss, Chromnickelstahl, EPDM, Kunststoff
- Anschluss: Innengewinde

DN (mm)	GN (inch)	Size (inch)	JRG Code	GF Code	SP	Weight (kg)
20	¾	¾	1380.001	350 739 016	1	0.980

DN (mm)	GN (inch)	d1 (inch)	Rp (mm)	d2 (mm)	h1 (mm)	h3 (mm)	l1 (mm)	l2 (mm)	PN (bar)	z (mm)	⊘ (mm)
20	¾	¾	66	22	64 - 154	110	22	16	41	32	

1380



**JRGURED UP pressure reducer gunmetal**

- Temperature: max. 70°C (short-term 90°C)
- Material: gunmetal, stainless steel, EPDM, plastic
- Factory setting: 300 kPa (3 bar), adjustment range 250 - 450 kPa (2.5 - 4.5 bar)
- Connection: female thread
- Consisting of: strainer 1'000 µm

**JRGURED UP Druckminderer Rotguss**


- Temperatur: max. 70°C (kurzfristig 90°C)
- Werkstoff: Rotguss, Chromnickelstahl, EPDM, Kunststoff
- Auslieferungszustand: 300 kPa (3 bar), Einstellbereich 250 - 450 kPa (2.5 - 4.5 bar)
- Anschluss: Innengewinde
- Bestehend aus: Grobfilter 1'000 µm

GN (inch)	Size (inch)	DN (mm)	JRG Code	GF Code	SP	Weight (kg)
¾	¾	20	1380.320	350 739 001	1	1.480

GN (inch)	d1 (inch)	Rp (mm)	d2 (mm)	d3 (mm)	h1 (mm)	h2 (mm)	h3 (mm)	h4 (mm)	l1 (mm)	l2 (mm)	PN (bar)	z (mm)	⊘1 (mm)	⊘2 (mm)	⊘3 (mm)	⊘4 (mm)
¾	¾	66	80	22	78	64 - 154	23	110	22	16	41	32	36	10	6	

**Accessories  
Accessories**

1387



**JRGURED UP Test adapter set gunmetal**


- Material: gunmetal

**JRGURED UP Prüfadapter Set**

- Werkstoff: Rotguss

GN (inch)	DN (mm)	JRG Code	GF Code	SP	Weight (kg)	d1 (mm)	d2 (mm)	d3 (mm)	h1 (mm)
¾	20	1387.320	350 739 088	1	0.090	40	28	19	10

1389



**JRGURED UP Spacer plastic**


- Description: to 1380, 5900, 5910, 5916, 5922, 762101227, 762101228
- Material: plastic, EPDM, steel galvanised

**JRGURED UP Abstandhalter**

- Beschreibung: zu 1380, 5900, 5910, 5916, 5922, 762101227, 762101228
- Werkstoff: Kunststoff, EPDM, Stahl verzinkt

GN	DN	JRG	GF	SP	Weight	d	h	l1	l2	b1	b2
(inch)	(mm)	Code	Code		(kg)	(mm)	(mm)	(mm)	(mm)	(mm)	(mm)
¾	20	1389.320	350 739 097	1	0.055	6	20	60	80	20	10

1388



**JRGURED UP Insulation box EPP**

- Description: thermal conductivity 0.047 W/mK
- Material: EPP

**JRGURED UP Dämmbox**

- Beschreibung: Wärmeleitfähigkeit 0.047 W/mK
- Werkstoff: EPP

l	b	h	JRG	GF	SP	Weight
(mm)	(mm)	(mm)	Code	Code		(kg)
120	82	70	1388.320	350 739 095	1	0.032

**Spare parts**  
**Spare parts**

1381



**JRGURED UP Cartridge gunmetal**

- Temperature: max. 70°C (short-term 90°C)
- Material: gunmetal, stainless steel, EPDM, plastic
- Factory setting: 300 kPa (3 bar), adjustment range 250 - 450 kPa (2.5 - 4.5 bar)
- Consisting of: strainer 1'000 µm

**JRGURED UP-Kartusche Rotguss**

- Temperatur: max. 70°C (kurzfristig 90°C)
- Werkstoff: Rotguss, Chromnickelstahl, EPDM, Kunststoff
- Auslieferungszustand: 300 kPa (3 bar), Einstellbereich 250 - 450 kPa (2.5 - 4.5 bar)
- Bestehend aus: Grobfilter 1'000 µm

GN	DN	JRG	GF	SP	Weight
(inch)	(mm)	Code	Code		(kg)
¾	20	1381.320	350 739 084	1	0.560

GN	DN	d1	d2	h1	PN	○1	○2	○3
(inch)	(mm)	(mm)	(mm)	(mm)	(bar)	(mm)	(mm)	(mm)
¾	20	M52 x 1.5 L	29	83	16	36	10	6



1382

**JRGURED UP Shut-off Unit stainless steel**

- Description: to 1380.320/.001
- Material: stainless steel, EPDM
- Temperature: max. 70°C (short-term 90°C)

**JRGURED UP Absperreinheit**

- Beschreibung: zu 1380.320/.001
- Werkstoff: Edelstahl, EPDM
- Temperatur: max. 70°C (kurzfristig 90°C)

GN (inch)	DN (mm)	JRG Code	GF Code	SP	Weight (kg)	d1 (mm)	h1 (mm)	○1 (mm)
¾	20	<b>1382.320</b>	<b>350 739 081</b>	1	0.093	M36 x 1.5	33	36

1383

**JRGURED UP Rosette plastic**

- Description: to 1380.320/.001, media markers blue/red
- Material: plastic, chromed

**JRGURED UP Rosette**

- Beschreibung: zu 1380.320/.001, Medienbezeichnung blau/rot
- Werkstoff: Kunststoff, verchromt

GN (inch)	DN (mm)	JRG Code	GF Code	SP	Weight (kg)	d1 (mm)	d2 (mm)	h1 (mm)
¾	20	<b>1383.320</b>	<b>350 739 082</b>	1	0.045	80	83	22

1384

**JRGURED UP By-pass Plug plastic**

- Description: to 1380.320/.001
- Temperature: max. 70°C (short-term 90°C)
- Material: plastic

**JRGURED UP Bypass-Stopfen**

- Beschreibung: zu 1380.320/.001
- Temperatur: max. 70°C (kurzfristig 90°C)
- Werkstoff: Kunststoff

GN (inch)	DN (mm)	JRG Code	GF Code	SP	Weight (kg)	d1 (mm)	h1 (mm)	h2 (mm)	○1 (mm)
¾	20	<b>1384.320</b>	<b>350 739 080</b>	1	0.065	M52 x 1.5 L	68	83	27

1385

**JRGURED UP Spare part set inox**

- Description: to 1381.320
- Material: inox, EPDM

**JRGURED UP Ersatzteil-Set**

- Beschreibung: zu 1381.320
- Material: Inox, EPDM

GN (inch)	DN (mm)	JRG Code	GF Code	d1 (mm)	d2 (mm)	S1 (mm)	d3 (mm)	S2 (mm)	d5 (mm)	h1 (mm)
¾	20	<b>1385.320</b>	<b>350 739 083</b>	20	45.52	2.62	25.12	1.68	1.68	12

1386



### JRGURED UP Locking sleeve plastic

- Description: to 1380.320/.001
- Material: plastic

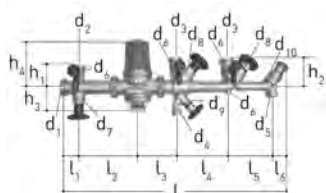
### JRGURED UP Sicherungshülse

- Beschreibung: zu 1380.320/.001
- Werkstoff: Kunststoff

GN (inch)	DN (mm)	JRG Code	GF Code	SP	Weight (kg)	d1 (mm)	h1 (mm)	d2 (mm)
3/4	20	1386.320	350 739 086	1	0.015	55	44	27

## Distribution batteries Verteilbatterien

1511



### JRG LegioStop distributor battery complete gunmetal

- Temperature: max. 30°C
- Material: gunmetal, stainless steel, EPDM, plastic
- Factory setting: PRV 400 kPa (4 bar) adjustment range 200 - 600 kPa (2 - 6 bar), safety valve 600 kPa (6 bar)
- Connection: male thread
- Consisting of: JRGUSIT NG battery valve 5151, JRGURED 1303, JRGUSIT Combi distribution fitting 5191
- \*Discontinued with replacement

### JRG LegioStop Verteilbatterie komplett Rotguss mit JRGURED


- Temperatur: max. 30°C
- Werkstoff: Rotguss, Chromnickelstahl, EPDM, Kunststoff
- Auslieferungszustand: Druckminderer 400 kPa (4 bar) Einstellbereich 200 - 600 kPa (2 - 6 bar), Sicherheitsventil 600 kPa (6 bar)
- Anschluss: Aussengewinde
- Bestehend aus: JRGUSIT NG Batterieventil 5151, JRGURED 1303, JRGUSIT Combi Verteilarmatur 5191
- \*Auslauf mit Ersatz

	DN (mm)	Size (inch)	DN-DN-DN-DN (mm)	JRG Code	GF Code	SP	Weight (kg)
*	25	1	25-20-25-25	1511.400	355 623 518	1	5.870
*	32	1 1/4	32-20-25-25	1511.480	355 623 528	1	6.045

	d1 G (inch)	d2 G (inch)	d3 G (inch)	d4 Rp (inch)	d5 Rp (inch)	d6 Rp (inch)	d7 G (inch)	d8 G (inch)	d9 G (inch)	d10	h1 (mm)	h2 (mm)	h3 (mm)
*	1 1/4	1	1 1/4	3/4	3/4	1/4	3/4	1	1/2	TR 30 x 1.5	55	77	52
*	1 1/2	1	1 1/4	3/4	3/4	1/4	3/4	1	1/2	TR 30 x 1.5	56	77	64

	l (mm)	l1 (mm)	l2 (mm)	l3 (mm)	l4 (mm)	l5 (mm)	l6 (mm)	PN (bar)
*	586	37	133	93	145	130	48	16
*	618	42	149	104	145	130	48	16

1511



**JRG LegioStop distributor battery complete gunmetal - new**

- Temperature: max. 30°C
- Material: gunmetal, stainless steel, EPDM, plastic
- Factory setting: PRV 400 kPa (4 bar) adjustment range 200 - 600 kPa (2 - 6 bar), safety valve 600 kPa (6 bar)
- Connection: male thread
- Consisting of: JRGUSIT NG battery valve 5151, JRGURED 1303, JRGUSIT Combi distribution fitting 5191

**JRG LegioStop Verteilbatterie komplett Rotguss - neu**

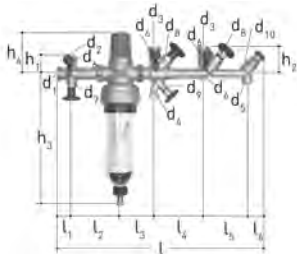
- Temperatur: max. 30°C
- Werkstoff: Rotguss, Chromnickelstahl, EPDM, Kunststoff
- Auslieferungszustand: Druckminderer 400 kPa (4 bar) Einstellbereich 200 - 600 kPa (2 - 6 bar), Sicherheitsventil 600 kPa (6 bar)
- Anschluss: Aussengewinde
- Bestehend aus: JRGUSIT NG Batterieventil 5151, JRGURED 1303, JRGUSIT Combi Verteilarmatur 5191

DN	Size	DN-DN-DN-DN	JRG Code	GF Code	SP	Weight
(mm)	(inch)	(mm)				(kg)
25	1	25-20-25-25	1511.400	355 623 519	1	5.705
32	1 ¼	32-20-25-25	1511.480	355 623 529	1	5.863

d1 G	d2 G	d3 G	d4 Rp	d5 Rp	d6 Rp	d7 G	d8 G	d9 G	d10	h1	h2	h3	h4
(inch)	(inch)	(inch)	(inch)	(inch)	(inch)	(inch)	(inch)	(inch)		(mm)	(mm)	(mm)	(mm)
1 ¼	1	1 ¼	¾	¾	¼	¾	1	½	TR 30 x 1.5	55	77	55	90
1 ½	1	1 ¼	¾	¾	¼	¾	1	½	TR 30 x 1.5	56	77	67	109

l	l1	l2	l3	l4	l5	l6	PN
(mm)	(mm)	(mm)	(mm)	(mm)	(mm)	(mm)	(bar)
586	37	133	93	145	130	48	16
618	42	149	104	145	130	48	16

1521



**JRG LegioStop distributor battery complete gunmetal**

- Temperature: max. 30°C
- Material: gunmetal, stainless steel, EPDM, plastic
- Factory setting: PRV 400 kPa (4 bar) adjustment range 200 - 600 kPa (2 - 6 bar), safety valve 600 kPa (6 bar)
- Connection: male thread
- Consisting of: JRGUSIT NG battery valve 5151, JRGURED Combi 1353, JRGUSIT Combi distribution fitting 5191
- \*Discontinued with replacement

**JRG LegioStop Verteilbatterie komplett Rotguss Mit JRGURED Combi**

- Temperatur: max. 30°C
- Werkstoff: Rotguss, Chromnickelstahl, EPDM, Kunststoff
- Auslieferungszustand: Druckminderer 400 kPa (4 bar) Einstellbereich 200 - 600 kPa (2 - 6 bar), Sicherheitsventil 600 kPa (6 bar)
- Anschluss: Aussengewinde
- Bestehend aus: JRGUSIT NG Batterieventil 5151, JRGURED Combi 1353, JRGUSIT Combi Verteilarmatur 5191
- \*Auslauf mit Ersatz

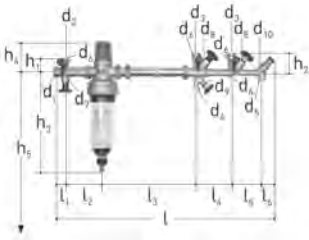
DN-DN-DN-DN	DN	Size	JRG Code	GF Code	SP	Weight
(mm)	(mm)	(inch)				(kg)
*	25-20-25-25	25	1	1521.400	355 623 538	1 7.665
*	32-20-25-25	32	1 ¼	1521.480	355 623 548	1 8.235

DN-DN-DN-DN	d1 G	d2 G	d3 G	d4 Rp	d4 G	d5 Rp	d6 Rp	d7 G	d8 G	d9 G	d10	
(mm)	(inch)	(inch)	(inch)	(inch)	(inch)	(inch)	(inch)	(inch)	(inch)	(inch)		
*	25-20-25-25	1 ¼	1	1 ¼	¾	¾	¾	¼	¾	1	½	TR 30 x 1.5
*	32-20-25-25	1 ½	1	1 ¼	¾	¾	¾	¼	¾	1	½	TR 30 x 1.5

table continued on the next page

	DN-DN-DN-DN (mm)	h1 (mm)	h2 (mm)	h3 (mm)	l (mm)	l1 (mm)	l2 (mm)	l3 (mm)	l4 (mm)	l5 (mm)	l6 (mm)	PN (bar)
*	25-20-25-25	55	77	390	586	37	133	93	145	130	48	16
*	32-20-25-25	56	77	393	618	42	149	104	145	130	48	16

1531



### JRG LegioStop distributor battery complete gunmetal

\*Discontinued with replacement

- Temperature: max. 30°C
- Material: gunmetal, stainless steel, EPDM, plastic
- Factory setting: PRV 400 kPa (4 bar) adjustment range 200 - 600 kPa (2 - 6 bar), safety valve 600 kPa (6 bar)
- Connection: male thread
- Consisting of: JRGUSIT NG battery valve 5151.200, JRGURED Combi 1353.032, sleeve screw connection 350 332 105, adapter 9695.480, JRGUSIT Combi distribution fitting 5191.480

### JRG LegioStop Verteilbatterie komplett Rotguss Mit JRGURED Combi und Passtück für Coral force

\*Auslauf mit Ersatz

- Temperatur: max. 30°C
- Werkstoff: Rotguss, Chromnickelstahl, EPDM, Kunststoff
- Auslieferungszustand: Druckminderer 400 kPa (4 bar) Einstellbereich 200 - 600 kPa (2 - 6 bar), Sicherheitsventil 600 kPa (6 bar)
- Anschluss: Aussengewinde
- Bestehend aus: JRGUSIT NG Batterieventil 5151.200, JRGURED Combi 1353.032, Muffenverschraubung 350 332 105, Passtück 9695.480, JRGUSIT Combi Verteilarmatur 5191.480

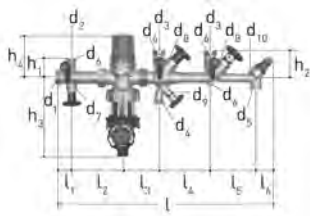
	DN (mm)	Size (inch)	DN-DN-DN-DN (mm)	JRG Code	GF Code	SP	Weight (kg)
*	32	1 ¼	32-20-25-25	1531.480	355 623 568	1	9.700

	DN (mm)	Size (inch)	DN-DN-DN-DN (mm)	d1 G (inch)	d2 G (inch)	d3 G (inch)	d4 G (inch)	d5 Rp (inch)	d6 Rp (inch)	d7 G (inch)	d8 G (inch)	d9 G (inch)
*	32	1 ¼	32-20-25-25	1 ½	1	1 ¼	¾	¾	¼	¾	¾	1 ½

	DN (mm)	Size (inch)	DN-DN-DN-DN (mm)	d10	h1 (mm)	h2 (mm)	h3 (mm)	h4 (mm)	l (mm)	l1 (mm)	l2 (mm)	l3 (mm)
*	32	1 ¼	32-20-25-25	TR 30 x 1.5	56	77	393	120	897	42	149	383

	DN (mm)	Size (inch)	DN-DN-DN-DN (mm)	l4 (mm)	l5 (mm)	l6 (mm)	PN (bar)
*	32	1 ¼	32-20-25-25	145	130	48	16

1541



**JRG LegioStop distributor battery complete gunmetal**

- Temperature: max. 30°C
- Material: gunmetal, stainless steel, EPDM, plastic
- Factory setting: PRV 400 kPa (4 bar) adjustment range 200 - 600 kPa (2 - 6 bar), safety valve 600 kPa (6 bar)
- Connection: male thread
- Consisting of: JRGUSIT NG battery valve 5151, JRG CleanLine Combi 1370, JRGUSIT Combi distribution fitting 5191

**JRG LegioStop Verteilbatterie komplett Rotguss  
Mit JRG CleanLine Combi 1370**

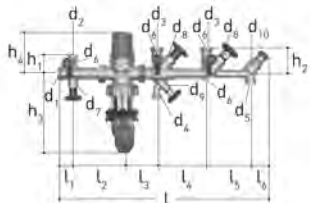
- Temperatur: max. 30°C
- Werkstoff: Rotguss, Chromnickelstahl, EPDM, Kunststoff
- Auslieferungszustand: Druckminderer 400 kPa (4 bar) Einstellbereich 200 - 600 kPa (2 - 6 bar), Sicherheitsventil 600 kPa (6 bar)
- Anschluss: Aussengewinde
- Bestehend aus: JRGUSIT NG Batterieventil 5151, JRG CleanLine Combi 1370, JRGUSIT Combi Verteilarmatur 5191

DN (mm)	Size (inch)	DN-DN-DN-DN (mm)	JRG Code	GF Code	SP	Weight (kg)
25	1	25-20-25-25	<b>1541.400</b>	<b>355 623 584</b>	1	7.060
32	1 ¼	32-20-25-25	<b>1541.480</b>	<b>355 623 586</b>	1	7.470

d1 G (inch)	d2 G (inch)	d3 G (inch)	d4 G (inch)	d5 Rp (inch)	d6 Rp (inch)	d7 G (inch)	d8 G (inch)	d9 G (inch)	d10	h1 (mm)	h2 (mm)	h3 (mm)	h4 (mm)
1 ¼	1	1 ¼	¾	¾	¼	¾	1	½	TR 30 - 1.5	55	77	221	110
1 ½	1	1 ¼	¾	¾	¼	¾	1	½	TR 30 - 1.5	56	77	224	120

l (mm)	l1 (mm)	l2 (mm)	l3 (mm)	l4 (mm)	l5 (mm)	l6 (mm)	PN (bar)
586	37	133	93	145	130	48	16
618	42	149	104	145	130	48	16

1542



**JRG LegioStop distributor battery complete gunmetal**

- Temperature: max. 30°C
- Material: gunmetal, stainless steel, EPDM, plastic
- Factory setting: PRV 400 kPa (4 bar) adjustment range 200 - 600 kPa (2 - 6 bar), safety valve 600 kPa (6 bar)
- Connection: male thread
- Consisting of: JRGUSIT NG battery valve 5151, JRG CleanLine Combi 1371, JRGUSIT Combi distribution fitting 5191

**JRG LegioStop Verteilbatterie komplett Rotguss  
Mit JRG CleanLine Combi 1371**

- Temperatur: max. 30°C
- Werkstoff: Rotguss, Chromnickelstahl, EPDM, Kunststoff
- Auslieferungszustand: Druckminderer 400 kPa (4 bar) Einstellbereich 200 - 600 kPa (2 - 6 bar), Sicherheitsventil 600 kPa (6 bar)
- Anschluss: Aussengewinde
- Bestehend aus: Batterieventil JRGUSIT NG 5151, JRG CleanLine Combi 1371, Verteilarmatur JRGUSIT Combi 5191

DN (mm)	Size (inch)	DN-DN-DN-DN (mm)	JRG Code	GF Code	SP	Weight (kg)
25	1	25-20-25-25	<b>1542.400</b>	<b>355 623 573</b>	1	6.600
32	1 ¼	32-20-25-25	<b>1542.480</b>	<b>355 623 583</b>	1	7.920

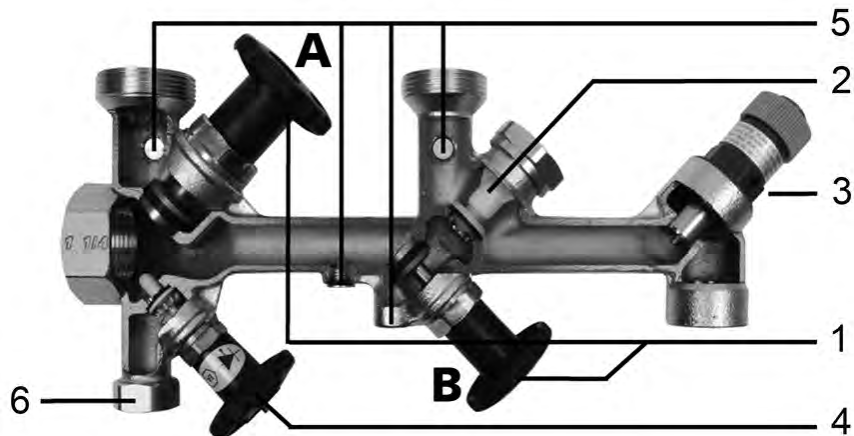
DN (mm)	Size (inch)	DN-DN-DN-DN (mm)	d1 G (inch)	d2 G (inch)	d3 G (inch)	d4 G (inch)	d5 Rp (inch)	d6 Rp (inch)	d7 G (inch)	d8 G (inch)	d9 G (inch)	d10
25	1	25-20-25-25	1 ¼	1	1 ¼	¾	¾	¼	¾	1	½	TR 30 - 1.5
32	1 ¼	32-20-25-25	1 ½	1	1 ¼	¾	¾	¼	¾	1	½	TR 30 - 1.5

table continued on the next page

DN (mm)	Size (inch)	DN-DN-DN-DN (mm)	h1 (mm)	h2 (mm)	h3 (mm)	h4 (mm)	l (mm)	l1 (mm)	l2 (mm)	l3 (mm)	l4 (mm)	l5 (mm)	l6 (mm)	PN (bar)
25	1	25-20-25-25	55	77	221	110	599	37	134	105	145	130	48	16
32	1 ¼	32-20-25-25	56	77	224	120	634	42	150	120	145	130	48	16

## Spare parts Ersatzteile

### Spare Parts for 1503 / 5110 Ersatzteile für 1503 / 5110



#### (1) JRG LegioStop Straight seat valve Upper part gunmetal

- Temperature: max. 90°C
- Material: gunmetal, brass, EPDM, plastic

#### (1) JRG LegioStop Geradsitzventil Oberteil Rotguss

- Temperatur: max. 90°C
- Werkstoff: Rotguss, Messing, EPDM, Kunststoff

Remarks	GN (inch)	JRG Code
B	¾	5395.320
A	1	5395.400





### (2) Non return valve

- 1) Consistent with 1503.400 / 1503.402 / 5103.400 / 5110.400 / 5103.405 / 5110.405 / 5102.400 / 5112.400 / 5102.405 / 5112.405
- 2) Consistent with 1503.484 / 1503.487 / 5103.487 / 5110.487 / 5102.480 / 5112.480 / 5102.485 / 5112.485 / 5102.487 / 5112.487

### (2) Rückschlagventil

- 1) Passend zu 1503.400 / 1503.402 / 5103.400 / 5110.400 / 5103.405 / 5110.405 / 5102.400 / 5112.400 / 5102.405 / 5112.405
- 2) Passend zu 1503.484 / 1503.487 / 5103.487 / 5110.487 / 5102.480 / 5112.480 / 5102.485 / 5112.485 / 5102.487 / 5112.487

	GN (inch)	GF Code	SP	Description
1a	3/4	<b>350 783 101</b>		Non return valve inset
1b	1	<b>355 597 501</b>		Top cover
2	1	<b>355 622 502</b>	1	Full set



### (3) JRGARANT Upper part plastic (until 2008)

- Description: to 1503, 5102, 5103, 5110, 5112
- Material: plastic
- Factory setting: 600kPa (6bar)

### (3) JRGARANT Oberteil Kunststoff (bis 2008)

- Beschreibung: zu 1503, 5102, 5103, 5110, 5112
- Werkstoff: Kunststoff
- Auslieferungszustand: 600 kPa (6 bar)

GN-GN (mm)	JRG Code	GF Code	SP	PN (bar)
1/2 - 3/4	<b>1040.240</b>	<b>350 599 902</b>	1	10



### (4) JRG Upper part for straight seat valve With non return valve

- Description: to 1503, 5102, 5103, 5110, 5112, 6303

### (4) JRG Oberteil Geradsitzventil Mit Rückflussverhinderer

- Beschreibung: zu 1503, 5102, 5103, 5110, 5112, 6303

GN (inch)	DN (mm)	GF Code	SP
1/2	15	<b>350 894 803</b>	1



### JRG Upper part gunmetal

- Material: gunmetal, plastic

### JRG Oberteil Rotguss

- Werkstoff: Rotguss, Kunststoff

GN (inch)	JRG Code	SP	Weight (kg)	h (mm)	d2 (mm)	d4 (mm)
1	<b>350 895 003</b>	1	0.275	57	36	60

# Safety sets Sicherheitsgarnituren

1630



## JRG Safety set gunmetal

- Temperature: max. 90°C
- Material: gunmetal, stainless steel, EPDM, plastic
- Factory setting: 600 kPa (6 bar)
- Connection: female thread
- Consisting of: non-return valve closable, safety valve

## JRG Sicherheitsgruppe Rotguss

- Temperatur: max. 90°C
- Werkstoff: Rotguss, Chromnickelstahl, EPDM, Kunststoff
- Auslieferungszustand: 600 kPa (6 bar)
- Anschluss: Innengewinde
- Bestehend aus: Rückschlagventil absperribar, Sicherheitsventil

GN (inch)	DN (mm)	Size (inch)	JRG Code	GF Code	SP	Weight (kg)
3/4	20	3/4	1630.320	351 061 281	1	0.730
1	25	1	1630.400	351 061 283	1	1.030
1 1/4	32	1 1/4	1630.480	351 061 285	1	1.290

GN (inch)	DN (mm)	d1 Rp (inch)	d2 Rp (inch)	d3 G (inch)	d4 Rp (inch)	h1 (mm)	h2 (mm)	h3 (mm)	h4 (mm)	l1 (mm)	l2 (mm)	l3 (mm)	PN (bar)	z1 (mm)	z2 (mm)
3/4	20	3/4	3/4	3/4	1/4	75	8	32	62	56	77	48	10	12	33
1	25	1	3/4	1	1/4	90	10	32	62	68	82	48	10	15	40
1 1/4	32	1 1/4	3/4	1 1/4	1/4	110	9	32	62	80	87	48	10	19	52

GN (inch)	DN (mm)	z3 (mm)	○ (mm)
3/4	20	17	6
1	25	17	6
1 1/4	32	17	6

1631



## JRG Safety set gunmetal

- Temperature: max. 90°C
- Material: gunmetal, stainless steel, EPDM, plastic
- Factory setting: 600 kPa (6 bar)
- Connection: male thread
- Consisting of: non-return valve, safety valve

## JRG Sicherheitsgruppe Rotguss

- Temperatur: max. 90°C
- Werkstoff: Rotguss, Chromnickelstahl, EPDM, Kunststoff
- Auslieferungszustand: 600 kPa (6 bar)
- Anschluss: Aussengewinde
- Bestehend aus: Rückschlagventil, Sicherheitsventil

DN (mm)	Size (inch)	JRG Code	GF Code	SP	Weight (kg)
20	3/4	1631.020	351 061 181	1	0.739
25	1	1631.025	351 061 183	1	1.050
32	1 1/4	1631.032	351 061 185	1	1.280

table continued on the next page

DN	d1 G	d2 Rp	d3 G	d4 Rp	h2	h3	h4	h5	l1	l2	l3	PN	z1	z2	z3
(mm)	(inch)	(inch)	(inch)	(inch)	(mm)	(mm)	(mm)	(mm)	(mm)	(mm)	(mm)	(bar)	(mm)	(mm)	(mm)
20	1	¾	¾	¾	7	32	62	37	56	77	48	10	24	63	17
25	1 ¼	¾	1	¾	7	32	62	49	68	82	48	10	25	75	17
32	1 ½	¾	1 ¼	¾	9	32	82	57	80	87	48	10	30	89	17

DN	○
(mm)	(mm)
20	6
25	6
32	6

## Non-return valves Rückflussverhinderer

1650



### JRG Check valve grey cast iron

- Temperature: max. 65°C
- Material: grey cast iron (polyamide powder coating), stainless steel, EPDM
- Connection: flange
- \*as long as stock last

### JRG Rückflussverhinderer Grauguss

- Temperatur: max. 65°C
- Werkstoff: Grauguss (Polyamid Pulverbeschichtung), Edelstahl, EPDM
- Anschluss: Flansch
- \*solange Vorrat

DN	d	JRG Code	GF Code	SP	Weight	d1	d2	d3 G	l1	PN	○
(mm)	(mm)				(kg)	(mm)	(mm)	(inch)	(mm)	(bar)	
80	80	1650.080	355 635 560	1	21.000	80	200	½	260	16	8
*	100	1650.100	355 635 561	1	29.000	100	220	½	300	16	8

1610



### JRG Check valve gunmetal

- Temperature: max. 90°C
- Material: gunmetal, stainless steel, EPDM, plastic
- Opening pressure: < 5 kPa (< 50 mbar)
- Connection: female thread

### Rückflussverhinderer Rotguss

- Temperatur: max. 90°C
- Werkstoff: Rotguss, Chromnickelstahl, EPDM, Kunststoff
- Öffnungsdruck: < 5 kPa (< 50 mbar)
- Anschluss: Innengewinde

DN	GN	Size	JRG Code	GF Code	SP	Weight
(mm)	(inch)	(inch)				(kg)
15	½	½	1610.240	350 896 257	1	0.326
20	¾	¾	1610.320	350 896 258	1	0.390
25	1	1	1610.400	350 896 259	1	0.814
32	1 ¼	1 ¼	1610.480	350 896 260	1	1.090
40	1 ½	1 ½	1610.560	350 896 261	1	1.200
50	2	2	1610.640	350 896 262	1	2.040
65	2 ½	2 ½	1610.720	350 898 300	1	3.310

DN	GN	Size	d1 Rp	d2 G	d3 Rp	h	l	l2	PN	z1	z2	○
(mm)	(inch)	(inch)	(inch)	(inch)	(inch)	(mm)	(mm)	(mm)	(bar)	(mm)	(mm)	(mm)
15	½	½	½	½	¼	42	65	1	16	10	27	6
20	¾	¾	¾	¾	¼	51	75	3	16	12	33	6
25	1	1	1	1	¼	61	90	3	16	15	40	6

table continued on the next page



DN	GN	Size	d1 Rp	d2 G	d3 Rp	h	l	l2	PN	z1	z2	⊙
(mm)	(inch)	(inch)	(inch)	(inch)	(inch)	(mm)	(mm)	(mm)	(bar)	(mm)	(mm)	(mm)
32	1 ¼	1 ¼	1 ¼	1 ¼	¼	80	110	9	16	19	52	6
40	1 ½	1 ½	1 ½	1 ½	¼	91	120	10	16	20	61	6
50	2	2	2	2	¼	107	150	5	16	23	77	6
65	2 ½	2 ½	2 ½	2 ½	¼	116	180		16	22	98	6

1611

### JRG Check valve gunmetal



- Temperature: max. 90°C
- Material: gunmetal, stainless steel, EPDM, plastic
- Opening pressure: < 5 kPa (< 50 mbar)
- Connection: male thread

### Rückflussverhinderer Rotguss

- Temperatur: max. 90°C
- Werkstoff: Rotguss, Chromnickelstahl, EPDM, Kunststoff
- Öffnungsdruck: < 5 kPa (< 50 mbar)
- Anschluss: Aussengewinde

DN	Size	JRG Code	GF Code	SP	Weight (kg)
(mm)	(inch)				
15	½	1611.015	350 896 244	1	0.311
20	¾	1611.020	350 896 245	1	0.460
25	1	1611.025	350 896 246	1	0.749
32	1 ¼	1611.032	350 896 247	1	0.860
40	1 ½	1611.040	350 896 248	1	1.257
50	2	1611.050	350 896 249	1	1.860
65	2 ½	1611.065	350 898 302	1	3.120

DN	Size	d1 G	d2 G	d3 Rp	h	l	l3	l4	l5	PN	⊙
(mm)	(inch)	(inch)	(inch)	(inch)	(mm)	(mm)	(mm)	(mm)	(mm)	(bar)	(mm)
15	½	¾	½	¼	42	75	24	52	6	16	6
20	¾	1	¾	¼	51	87	24	63	7	16	6
25	1	1 ¼	1	¼	61	99	24	75	8	16	6
32	1 ¼	1 ½	1 ¼	¼	80	118	30	89	9	16	6
40	1 ½	1 ¾	1 ½	¼	91	130	31	100	10	16	6
50	2	2 ¾	2	¼	107	155	35	120	11	16	6
65	2 ½	3	2 ½	¼	116	190	43	147	15	16	6

1612



### JRG Sanipex MT check valve gunmetal

- Temperature: max. 90°C
- Material: gunmetal, stainless steel, EPDM, plastic
- Opening pressure: < 5 kPa (< 50 mbar)
- Connection: JRG Sanipex MT

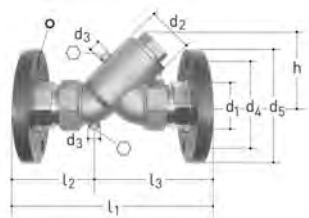
### JRG Sanipex MT Rückflussverhinderer Rotguss

- Temperatur: max. 90°C
- Werkstoff: Rotguss, Chromnickelstahl, EPDM, Kunststoff
- Öffnungsdruck: < 5 kPa (< 50 mbar)
- Anschluss: JRG Sanipex MT

DN (mm)	d (mm)	JRG Code	GF Code	SP	Weight (kg)
12	16	1612.016	350 896 268	1	0.314
15	20	1612.020	350 896 269	1	0.340
20	26	1612.026	350 896 270	1	0.513
25	32	1612.032	350 896 271	1	0.845
32	40	1612.040	350 896 272	1	1.243
40	50	1612.050	350 896 294	1	1.887
50	63	1612.063	350 896 295	1	2.870

DN (mm)	d (mm)	d1 (mm)	d2 G (inch)	d3 Rp (inch)	h (mm)	l1 (mm)	PN (bar)	z1 (mm)	z2 (mm)	⊘ (mm)
12	16	16	½	¼	47	115	10	28	50	6
15	20	20	½	¼	47	122	10	27	51	6
20	26	26	¾	¼	56	148	10	27	63	6
25	32	32	1	¼	68	178	10	28	75	6
32	40	40	1 ¼	¼	80	218	10	37	92	6
40	50	50	1 ½	¼	90	256	10	46	108	6
50	63	63	2	¼	107	315	10	55	134	6

1614



### JRG Check valve gunmetal

- Description: Drilled with flanges according to SN EN 1092, loose flange made of PP-GF with steel insert
- Temperature: max. 90°C
- Material: gunmetal, stainless steel, EPDM, plastic
- Opening pressure: < 5 kPa (< 50 mbar)
- Connection: flange
- \*as long as stock last

### JRG Rückflussverhinderer Rotguss

- Beschreibung: Gebohrt mit Flanschen nach SN EN 1092, loser Flansch aus PP-GF mit Stahleinlage
- Temperatur: max. 90°C
- Werkstoff: Rotguss, Chromnickelstahl, EPDM, Kunststoff
- Öffnungsdruck: < 5 kPa (< 50 mbar)
- Anschluss: Flansch
- \*solange Vorrat

DN (mm)	d (mm)	JRG Code	GF Code	SP	Weight (kg)
*	40	1614.040	350 898 304	1	4.230
*	50	1614.050	350 898 305	1	6.650
*	65	1614.065	350 898 306	1	9.450

DN (mm)	d1 (mm)	d2 G (inch)	d3 Rp (inch)	d4 (mm)	d5 (mm)	h (mm)	l1 (mm)	l2 (mm)	l3 (mm)	PN (bar)	⊘ (mm)	⊘	
*	40	40	1 ½	¼	110	150	91	229	94	135	16	6	4x18
*	50	50	2	¼	125	165	107	262	104	158	16	6	4x18
*	65	65	2 ½	¼	145	185	116	296	110	187	16	6	4x18



### JRG Check valve sudoFIT gunmetal

- Temperature: max. 90°C
- Material: gunmetal, stainless steel, EPDM, plastic
- Opening pressure: < 5 kPa (< 50 mbar)
- Connection: push-in system sudoFIT

Approved for the following pipe types and systems: (For other approvals, please contact our technical customer service).

**Stainless steel pipes** / PN16 / Ø 15, 18, 22, 28, 35, 42, 54 / Mapress / Optipress, Sanpress / inox-PRES

**Copper pipes** / PN10 / Ø 12, 15, 18, 22, 28, 35, 42, 54 / WICU, KME / SANCO, Wieland-Werke / SANCO, KME

\*as long as stock last

### JRG Rückflussverhinderer sudoFIT Rotguss

- Temperatur: max. 90°C
- Werkstoff: Rotguss, Chromnickelstahl, EPDM, Kunststoff
- Öffnungsdruck: < 5 kPa (< 50 mbar)
- Anschluss: Steckverbindung sudoFIT

Zugelassen für die folgenden Rohrleitungstypen und -Systeme: (Für weitere Zulassungen, bitte an unseren Technischen Kundendienst wenden)

**Chromstahlrohre** / PN16 / Ø 15, 18, 22, 28, 35, 42, 54 / Mapress / Optipress, Sanpress / inox-PRES

**Kupferrohre** / PN10 / Ø 12, 15, 18, 22, 28, 35, 42, 54 / WICU, KME / SANCO, Wieland-Werke / SANCO, KME

\*solange Vorrat

DN (mm)	d (mm)	JRG Code	GF Code	SP	Weight (kg)
12	15	1615.015	351 060 404	1	0.313
15	18	1615.018	351 060 414	1	0.360
20	22	1615.022	351 060 424	1	0.474
25	28	1615.028	351 060 434	1	0.710
32	35	1615.035	351 060 444	1	1.070
*	40	1615.042	351 060 674	1	1.655
*	50	1615.054	351 060 684	1	2.675

DN (mm)	d (mm)	d1 (mm)	d2 G (inch)	d3 Rp (inch)	h (mm)	l1 (mm)	PN (bar)	z1 (mm)	z2 (mm)	⊙ (mm)
12	15	15	½	¼	47	82	16/10	8	26	6
15	18	18	½	¼	47	98	16/10	8	31	6
20	22	22	¾	¼	56	103	16/10	7	35	6
25	28	28	1	¼	68	136	16/10	9	44	6
32	35	35	1 ¼	¼	80	164	16/10	11	57	6
*	40	42	1 ½	¼	91	191	16/10	11	62	6
*	50	54	2	¼	107	231	16/10	14	79	6



1672



### JRG Check valve gunmetal

- Temperature: max. 200°C (water, oil, steam)
- Material: gunmetal
- Connection: female thread (metal-to-metal sealing)
- \*as long as stock last

### JRG Rückflussverhinderer Rotguss

- Temperatur: max. 200°C (Wasser, Öl, Dampf)
- Werkstoff: Rotguss
- Anschluss: Innengewinde (metallisch dichtend)
- \*solange Vorrat

	DN (mm)	GN (inch)	Size (inch)	JRG Code	GF Code	SP	Weight (kg)	d1 Rp (inch)	h1 (mm)	l (mm)	PN (bar)	z (mm)
*	15	½	½	<b>1672.240</b>	<b>350 275 006</b>	1	0.350	½	39	60	16	20
	20	¾	¾	<b>1672.320</b>	<b>350 275 103</b>	1	0.500	¾	40	72	16	24
*	25	1	1	<b>1672.400</b>	<b>350 275 106</b>	1	0.800	1	45	90	16	28
*	32	1 ¼	1 ¼	<b>1672.480</b>	<b>350 275 203</b>	1	1.300	1 ¼	50	100	16	34

1682



### JRG Swing check valve gunmetal

- Temperature: max. 90°C
- Material: gunmetal, EPDM
- Tightness: from 10 kPa (100 mbar) counter pressure
- Connection: female thread

### JRG Rückschlagklappe Rotguss

- Temperatur: max. 90°C
- Werkstoff: Rotguss, EPDM
- Dichtheit: ab 10 kPa (100 mbar) Gegendruck
- Anschluss: Innengewinde

DN (mm)	GN (inch)	Size (inch)	JRG Code	GF Code	SP	Weight (kg)
15	½	½	<b>1682.240</b>	<b>350 850 001</b>	1	0.350
20	¾	¾	<b>1682.320</b>	<b>350 850 002</b>	1	0.500
25	1	1	<b>1682.400</b>	<b>350 850 003</b>	1	0.650
32	1 ¼	1 ¼	<b>1682.480</b>	<b>350 850 004</b>	1	1.000
40	1 ½	1 ½	<b>1682.560</b>	<b>350 850 005</b>	1	1.420
50	2	2	<b>1682.640</b>	<b>350 850 006</b>	1	2.080

DN (mm)	d1 Rp (inch)	d2 Rp (inch)	d3 Rp (inch)	h1 (mm)	l (mm)	PN (bar)	z (mm)
15	½	¼	⅜	40	65	16	20
20	¾	¼	⅜	47	75	16	23
25	1	¼	⅜	50	90	16	28
32	1 ¼	¼	⅜	58	105	16	34
40	1 ½	¼	⅜	65	120	16	41
50	2	¼	⅜	78	140	16	46

1684



### JRG Swing check valve gunmetal

- Description: for circulation with gravity
- Temperature: max. 90°C
- Material: gunmetal, brass
- Connection: male thread
- \*as long as stock last

### JRG Rückschlagklappe Rotguss

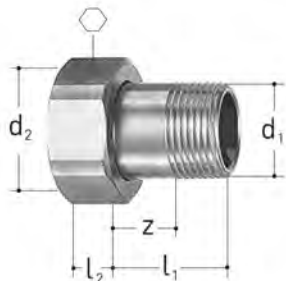
- Beschreibung: für Schwerkraftzirkulation
- Temperatur: max. 90°C
- Werkstoff: Rotguss, Messing
- Anschluss: Aussengewinde
- \*solange Vorrat

	DN (mm)	GN (inch)	Size (inch)	JRG Code	GF Code	SP	Weight (kg)
*	15	½	½	<b>1684.240</b>	<b>350 275 401</b>	1	0.500
*	20	¾	¾	<b>1684.320</b>	<b>350 275 404</b>	1	0.915
*	25	1	1	<b>1684.400</b>	<b>350 275 501</b>	1	1.810

	DN (mm)	d1 R (inch)	d2 G (inch)	h1 (mm)	l (mm)	l1 (mm)	l2 (mm)	PN (bar)
*	15	½	¾	85	120	30	30	10
*	20	¾	1	105	150	40	35	10
*	25	1	1 ¼	130	163	48	34	10

## Accessories Zubehör

8200



### JRG Union brass

- Description: to 1684, 3400
- Material: brass
- Connection: female thread, male thread
- Supplied with: flat gasket AFM34
- \*as long as stock last

### JRG Verschraubung Messing

- Beschreibung: zu 1684 - 3400
- Werkstoff: Messing
- Anschluss: Innengewinde, Aussengewinde
- Geliefert mit: Flachdichtung AFM34
- \*solange Vorrat

	GN (inch)	DN (mm)	JRG Code	GF Code	SP	Weight (kg)	d1 R (inch)	d2 G (inch)	l1 (mm)	l2 (mm)
	¾	10	<b>8200.160</b>	<b>350 278 401</b>	1	0.040	¾	½	22	6
*	2	50	<b>8200.640</b>	<b>350 279 001</b>	1	0.650	2	2 ¼	47	11

## Spare parts Ersatzteile



### JRG Repair kit to 1682

- Consisting of: pendulum with sealing, shaft, sleeve, plug, flat gasket

### JRG Ersatzteilset zu 1682

- Bestehend aus: Pendel mit Dichtung, Welle, Hülse, Führungsstopfen, Flachdichtung

GN (inch)	Code
½	350 850 036
¾	350 850 046
1	350 850 056
1 ¼	350 850 066
1 ½	350 850 076
2	350 850 086

## Filters Filter

1800



### JRG Filter brass

- Temperature: max. 90°C
- Material: brass, chromium-plated
- Connection: female thread, male thread

### JRG Filter Messing

- Temperatur: max. 90°C
- Werkstoff: Messing, verchromt
- Anschluss: Innengewinde, Aussengewinde

GN (inch)	DN (mm)	JRG Code	GF Code	SP	Weight (kg)	d1 G (inch)	h (mm)	PN (bar)	µm
¾	20	1800.320	350 493 201	1	0.090	¾	66	16	335

1812



### JRG Slanted filter gunmetal Female thread

- Temperature: max. 100°C (water, air, oil, etc.)
  - Material: gunmetal, stainless steel, EPDM
  - Connection: female thread
- \*as long as stock last

### JRG Schrägfilter Rotguss Innengewinde

- Temperatur: max. 100°C (Wasser, Luft, Öl, etc.)
  - Werkstoff: Rotguss, Chromnickelstahl, EPDM
  - Anschluss: Innengewinde
- \*solange Vorrat

DN (mm)	GN (inch)	Size (inch)	JRG Code	GF Code	SP	Weight (kg)
10	¾	¾	1812.160	350 872 102	1	0.200
15	½	½	1812.240	350 870 902	1	0.340
20	¾	¾	1812.320	350 871 002	1	0.520
25	1	1	1812.400	350 871 102	1	0.575
32	1 ¼	1 ¼	1812.480	350 871 202	1	0.950

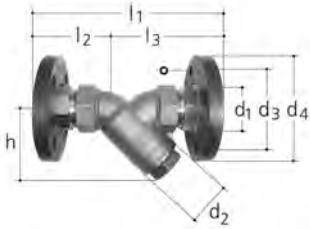
table continued on the next page



DN (mm)	GN (inch)	Size (inch)	JRG Code	GF Code	SP	Weight (kg)
40	1 ½	1 ½	1812.560	350 871 302	1	1.290
50	2	2	1812.640	350 871 402	1	1.950
65	2 ½	2 ½	1812.720	350 871 502	1	2.900
* 80	3	3	1812.800	350 871 602	1	4.400

DN (mm)	d1 Rp (inch)	d2 G (inch)	h1 (mm)	l (mm)	PN (bar)	z1 (mm)	z2 (mm)	μm
10	¾	½	40	60	16	10	30	250
15	½	½	45	65	16	10	27	250
20	¾	¾	53	75	16	12	33	250
25	1	1	64	90	16	15	40	250
32	1 ¼	1 ¼	77	110	16	19	52	250
40	1 ½	1 ½	89	120	16	20	61	250
50	2	2	111	150	16	23	77	250
65	2 ½	2 ½	122	180	16	22	98	560
* 80	3	3	136	210	16	27	117	560

## 1814



### JRG Slanted filter gunmetal

- Description: Drilled with flanges according to SN EN 1092, loose flange made of PP-GF with steel insert
- Temperature: max. 100°C (water, air, oil, etc.)
- Material: gunmetal, stainless steel, EPDM, plastic
- Connection: flange
- \*as long as stock last

### JRG Schrägfilter Rotguss

- Beschreibung: Gebohrt mit Flanschen nach SN EN 1092, loser Flansch aus PP-GF mit Stahleinlage
- Temperatur: max. 100°C (Wasser, Luft, Öl, etc.)
- Werkstoff: Rotguss, Chromnickelstahl, EPDM, Kunststoff
- Anschluss: Flansch
- \*solange Vorrat

DN (mm)	d (mm)	JRG Code	GF Code	SP	Weight (kg)
* 40	40	1814.040	350 871 340	1	4.160
* 50	50	1814.050	350 871 350	1	6.570
* 65	65	1814.065	350 871 365	1	9.630
* 80	80	1814.080	350 871 380	1	12.680

DN (mm)	d1 (mm)	d2 G (inch)	d3 (mm)	d4 (mm)	h (mm)	l1 (mm)	l2 (mm)	l3 (mm)	PN (bar)	μm	○
* 40	40	1 ½	110	150	89	229	94	135	16	250	4x18
* 50	50	2	125	165	111	262	104	158	16	250	4x18
* 65	65	2 ½	145	185	122	296	110	187	16	560	4x18
* 80	80	3	160	200	136	333	122	212	16	560	8x18

1830



### JRG Fine filter gunmetal Female thread

- Temperature: max. 30°C
- Material: gunmetal, EPDM, plastic
- Connection: female thread

### JRG Feinfilter Rotguss Innengewinde

- Temperatur: max. 30°C
- Werkstoff: Rotguss, EPDM, Kunststoff
- Anschluss: Innengewinde

DN (mm)	GN (inch)	Size (inch)	JRG Code	GF Code	SP	Weight (kg)
25	1	1	<b>1830.400</b>	<b>350 690 001</b>	1	3.000
32	1 ¼	1 ¼	<b>1830.480</b>	<b>350 690 002</b>	1	3.150
40	1 ½	1 ½	<b>1830.560</b>	<b>350 690 003</b>	1	3.200
50	2	2	<b>1830.640</b>	<b>350 690 004</b>	1	3.450

DN (mm)	d1 Rp (inch)	d2 (mm)	d3 G (inch)	h1 (mm)	h3 (mm)	l (mm)	PN (bar)	z (mm)	μm
25	1	122	¼	370	430	130	16	48	100
32	1 ¼	122	¼	372	432	150	16	56	100
40	1 ½	122	¼	374	434	150	16	56	100
50	2	122	¼	380	440	160	16	56	100

1836



### JRG Fine filter gunmetal Female thread

- Temperature: strainers 1838 max. 30°C / 1839 max. 70°C
- Material: gunmetal
- Connection: female thread


### JRG Feinfilter Rotguss Innengewinde

- Temperatur: Filtereinsatz 1838 max. 30°C / 1839 max. 70°C
- Werkstoff: Rotguss
- Anschluss: Innengewinde

DN (mm)	GN (inch)	Size (inch)	JRG Code	GF Code	SP	Weight (kg)
25	1	1	<b>1836.400</b>	<b>350 690 101</b>	1	5.300
32	1 ¼	1 ¼	<b>1836.480</b>	<b>350 690 102</b>	1	5.450
40	1 ½	1 ½	<b>1836.560</b>	<b>350 690 103</b>	1	6.050
50	2	2	<b>1836.640</b>	<b>350 690 104</b>	1	5.900

DN (mm)	d1 Rp (inch)	d2 (mm)	d3 G (inch)	h1 (mm)	h3 (mm)	l (mm)	PN (bar)	z (mm)	μm
25	1	122	¼	370	430	130	25	48	100
32	1 ¼	122	¼	372	432	150	25	56	100
40	1 ½	122	¼	374	434	150	25	56	100
50	2	122	¼	380	440	160	25	56	100

1840



### JRG LegioStop fine filter gunmetal Male thread with by-pass

- Temperature: max. 30°C
- Material: gunmetal, stainless steel, EPDM, plastic
- Connection: male thread
- \*as long as stock last

### JRG LegioStop Feinfilter Rotguss Aussengewinde mit Umgehung

- Temperatur: max. 30°C
- Werkstoff: Rotguss, Chromnickelstahl, EPDM, Kunststoff
- Anschluss: Aussengewinde
- \*solange Vorrat

	DN (mm)	GN (inch)	Size (inch)	JRG Code	GF Code	Weight (kg)
	25	1	1	<b>1840.025</b>	<b>350 690 209</b>	3.750
	32	1 ¼	1 ¼	<b>1840.032</b>	<b>350 690 210</b>	4.640
*	40	1 ½	1 ½	<b>1840.040</b>	<b>350 690 211</b>	3.980
*	50	2	2	<b>1840.050</b>	<b>350 690 212</b>	3.980

	DN (mm)	d1 G (inch)	d2 (mm)	h1 (mm)	h2 (mm)	h3 (mm)	l (mm)	PN (bar)	µm
	25	1 ¼	122	367	102	428	228	16	100
	32	1 ½	122	373	112	433	242	16	100
*	40	1 ¾	122	376	122	436	260	16	100
*	50	2 ½	122	382	133	442	293	16	100

1840



### JRG LegioStop fine filter gunmetal Female thread with by-pass

- Temperature: max. 30°C
- Material: gunmetal, stainless steel, EPDM, plastic
- Connection: female thread

### JRG LegioStop Feinfilter Rotguss Innengewinde mit Umgehung

- Temperatur: max. 30°C
- Werkstoff: Rotguss, Chromnickelstahl, EPDM, Kunststoff
- Anschluss: Innengewinde

	DN (mm)	GN (inch)	Size (inch)	JRG Code	GF Code	SP Code	Weight (kg)
	25	1	1	<b>1840.400</b>	<b>350 690 201</b>	1	3.980
	32	1 ¼	1 ¼	<b>1840.480</b>	<b>350 690 202</b>	1	4.490
	40	1 ½	1 ½	<b>1840.560</b>	<b>350 690 203</b>	1	5.990
	50	2	2	<b>1840.640</b>	<b>350 690 204</b>	1	6.490

	DN (mm)	d1 Rp (inch)	d2 (mm)	d3 G (inch)	h1 (mm)	h2 (mm)	h3 (mm)	l (mm)	PN (bar)	z1 (mm)	z2 (mm)	µm
	25	1	122	¼	368	102	428	170	16	78	58	100
	32	1 ¼	122	¼	373	112	433	180	16	86	56	100
	40	1 ½	122	¼	376	122	436	190	16	96	56	100
	50	2	122	¼	382	133	442	220	16	111	61	100

1846



**JRG LegioStop fine filter gunmetal**  
**Female thread with by-pass**

- Temperature: strainers 1838 max. 30°C / 1839 max. 70°C
- Material: gunmetal, stainless steel, EPDM, plastic
- Connection: female thread

**JRG LegioStop Feinfilter Rotguss**  
**Innengewinde mit Umgehung**

- Temperatur: Filtereinsatz 1838 max. 30°C / 1839 max. 70°C
- Werkstoff: Rotguss, Chromnickelstahl, EPDM, Kunststoff
- Anschluss: Innengewinde

DN (mm)	GN (inch)	Size (inch)	JRG Code	GF Code	SP	Weight (kg)
25	1	1	1846.400	350 690 301	1	6.350
32	1 ¼	1 ¼	1846.480	350 690 302	1	7.100
40	1 ½	1 ½	1846.560	350 690 303	1	8.420
50	2	2	1846.640	350 690 304	1	9.220

DN (mm)	d1 (inch)	Rp (mm)	d2 (mm)	d3 (inch)	G (mm)	h1 (mm)	h2 (mm)	h3 (mm)	l (mm)	PN (bar)	z1 (mm)	z2 (mm)	µm
25	1	122	¼	368	102	428	170	25	78	58	100		
32	1 ¼	122	¼	373	112	433	180	25	86	56	100		
40	1 ½	122	¼	376	122	436	190	25	96	56	100		
50	2	122	¼	382	133	442	220	25	111	61	100		

1850



**JRG Slanted filter grey cast iron**  
**Plastic coated flange**

- Description: dismantling distance fine filter 2 x h1
- Temperature: max. 90°C
- Material: grey cast iron, plastic coated, rust-free steel
- Connection: flange

**JRG Schrägfilter Grauguss**  
**Flansch kunststoffbeschichtet**

- Beschreibung: Mindestabstand Ausbau Feinfilter 2 x h1
- Temperatur: max. 90°C
- Werkstoff: Grauguss, kunststoffbeschichtet, NIRO-Stahl
- Anschluss: Flansch

DN (mm)	d (mm)	JRG Code	GF Code	SP	Weight (kg)	d1 (mm)	d2 (mm)	h1 (mm)	l (mm)	PN (bar)	○	µm
65	65	1850.065	355 635 564	1	15.000	65	185	179	290	16	4	500
80	80	1850.080	355 635 565	1	22.000	80	200	203	310	16	8	500
100	100	1850.100	355 635 566	1	30.000	100	220	220	350	16	8	500



1870



### JRG CleanLine filter manual gunmetal

- Temperature: max. 30°C
- Material: gunmetal, EPDM, plastic
- Connection: male thread
- Consisting of: back flush fine filter, without unions

### JRG CleanLine Filter manuell Rotguss

- Temperatur: max. 30°C
- Werkstoff: Rotguss, EPDM, Kunststoff
- Anschluss: Aussengewinde
- Bestehend aus: Rückspülbarer Feinfilter, ohne Verschraubungen

DN (mm)	Size (inch)	JRG Code	GF Code	SP	Weight (kg)
25	1	1870.025	350 690 969	1	2.320
32	1 ¼	1870.032	350 690 971	1	2.415

DN (mm)	d2 G (inch)	d3 Rp (inch)	d4 (mm)	h1 (mm)	h2 (mm)	l1 (mm)	l2 (mm)	l3 (mm)	PN (bar)	µm
25	1 ¼	¼	99	221	21	100	125	60	16	100
32	1 ½	¼	99	224	24	120	125	60	16	100

1871



### JRG CleanLine filter automatic gunmetal

- Temperature: max. 30°C
- Material: gunmetal, EPDM, plastic
- Connection: male thread
- Consisting of: automatic back wash unit, back flush fine filter, without unions

### JRG CleanLine filter automatisch Rotguss

- Temperatur: max. 30°C
- Werkstoff: Rotguss, EPDM, Kunststoff
- Anschluss: Aussengewinde
- Bestehend aus: Rückspülautomat, rückspülbarer Feinfilter, ohne Verschraubungen

DN (mm)	Size (inch)	JRG Code	GF Code	SP	Weight (kg)
25	1	1871.025	350 690 842	1	2.815
32	1 ¼	1871.032	350 690 843	1	2.905

DN (mm)	d2 G (inch)	d3 Rp (inch)	d4 (mm)	h1 (mm)	h2 (mm)	l1 (mm)	l2 (mm)	l3 (mm)	PN (bar)	µm
25	1 ¼	¼	99	221	21	100	154	60	16	100
32	1 ½	¼	99	224	24	120	154	60	16	100

1880



**JRG Infinity M filter gunmetal**

- Temperature: max. 30°C
- Material: gunmetal, brass, EPDM, plastic
- Connection: male thread
- Consisting of: back flush fine filter, without unions

**JRG Infinity M Filter Rotguss**

- Temperatur: max. 30°C
- Werkstoff: Rotguss, Messing, EPDM, Kunststoff
- Anschluss: Aussengewinde
- Bestehend aus: Rückspülbarer Feinfilter, ohne Verschraubungen

DN (mm)	GN (inch)	Size (inch)	JRG Code	GF Code	SP	Weight (kg)
40	1 ½	1 ½	<b>1880.040</b>	<b>350 691 012</b>	1	7.100
50	2	2	<b>1880.050</b>	<b>350 691 013</b>	1	7.500

DN (mm)	d2 G (inch)	d3 Rp (inch)	h1 (mm)	h2 (mm)	h3 (mm)	l1 (mm)	l2 (mm)	l3 (mm)	PN (bar)	○ (mm)	µm
40	1 ¾	¼	360	500	670	145	215	152	16	5	100
50	2 ¾	¼	360	500	670	175	215	152	16	5	100

1881



**JRG Infinity A filter gunmetal**

- Temperature: max. 30°C
- Material: gunmetal, brass, EPDM, plastic
- Connection: male thread
- Consisting of: automatic back wash unit, back flush fine filter, without unions

**JRG Infinity A Filter Rotguss**


- Temperatur: max. 30°C
- Werkstoff: Rotguss, Messing, EPDM, Kunststoff
- Anschluss: Aussengewinde
- Bestehend aus: Rückspülautomat, rückspülbarer Feinfilter, ohne Verschraubungen

DN (mm)	GN (inch)	Size (inch)	JRG Code	GF Code	SP	Weight (kg)
40	1 ½	1 ½	<b>1881.040</b>	<b>350 691 014</b>	1	8.500
50	2	2	<b>1881.050</b>	<b>350 691 015</b>	1	8.900

DN (mm)	d2 G (inch)	d3 Rp (inch)	h1 (mm)	h2 (mm)	h3 (mm)	l1 (mm)	l2 (mm)	l3 (mm)	PN (bar)	○ (mm)	µm
40	1 ¾	¼	315	550	670	145	215	152	16	5	100
50	2 ¾	¼	315	550	670	175	215	152	16	5	100

# Spare parts Ersatzteile

8171



## JRG Filter Spare Part Set

- Description: to JRG CleanLine Filters
- Consisting of: O-ring, sieve insert

## JRG Filter Ersatzteilset

- Beschreibung: zu JRG CleanLine Filter
- Bestehend aus: O-Ring, Siebeinsatz

DN (mm)	JRG Code	GF Code	SP	Weight (kg)
25 - 32	<b>8171.200</b>	<b>350 690 825</b>	1	0.020

8171



## JRG Filter Element Set

- Description: to JRG CleanLine Filters
- Consisting of: Filtering unit incl. manual operating unit

## JRG Filter-Element Set

- Beschreibung: zu JRG CleanLine Filter
- Bestehend aus: Filtereinheit inkl. manuelle Betätigung

DN (mm)	JRG Code	GF Code	SP	Weight (kg)
25 - 32	<b>8171.100</b>	<b>350 690 845</b>	1	0.775

1801



## JRG Filter element stainless steel


- Description: to 1800
- Material: stainless steel

## JRG Filter-Element Edelstahl

- Beschreibung: zu 1800
- Material: Edelstahl

d (mm)	JRG Code	GF Code	SP	Weight (kg)	h1 (mm)	µm
24	<b>1801.000</b>	<b>350 565 901</b>	1	0.004	60	335

1838



### JRG Filter element PES Fleece


- Description: to 1350-1360, 1830-1846
- Temperature: max. 30°C
- Material: PES fleece
- \* as long as stock last

### JRG Filtereinsatz PES Fleece

- Beschreibung: zu 1350-1360, 1830-1846
- Temperatur: max. 30°C
- Werkstoff: PES Vlies
- \*solange Vorrat

	d (mm)	JRG Code	GF Code	SP	Weight (kg)	h (mm)	µm
	70	<b>1838.020</b>	<b>350 590 102</b>	1	0.150	250	20
	70	<b>1838.050</b>	<b>350 590 202</b>	1	0.150	250	50
*	70	<b>1838.150</b>	<b>350 590 302</b>	1	0.150	250	150

1838



### JRG Filter element standard monofilament

- Description: to 1350-1360, 1830-1846
- Temperature: max. 30°C
- Material: monofilament

### JRG Filtereinsatz Standard Monofil-Gewebe

- Beschreibung: zu 1350-1360, 1830-1846
- Temperatur: max. 30°C
- Werkstoff: Monofil-Gewebe

	d (mm)	JRG Code	GF Code	SP	Weight (kg)	h (mm)	µm
	70	<b>1838.100</b>	<b>350 588 702</b>	1	0.150	250	100

1839



### JRG Filter element stainless steel

- Description: to 1350-1360, 1830-1846
- Temperature: max. 70°C
- Material: stainless steel

### JRG Filter-Element Edelstahl

- Beschreibung: zu 1350-1360, 1830-1846
- Temperatur: max. 70°C
- Material: Edelstahl

	d (mm)	JRG Code	GF Code	SP	Weight (kg)	h (mm)	µm
	70	<b>1839.001</b>	<b>350 590 502</b>	1	0.120	250	1000
	70	<b>1839.050</b>	<b>350 588 202</b>	1	0.435	250	50
	70	<b>1839.100</b>	<b>350 590 514</b>	1	0.250	250	100

1848



**JRG Filter cup plastic**

- Description: to 1350-1360, 1830-1846
- Material: plastic, EPDM

**JRG Filterbecher Kunststoff**

- Beschreibung: zu 1350-1360, 1830-1846
- Werkstoff: Kunststoff, EPDM

JRG Code	GF Code	SP	Weight (kg)	PN (bar)
1848.000	350 584 101	1	0.840	16

1849



**JRG Filter cup gunmetal**

- Description: to 1350-1360, 1830-1846
- Material: gunmetal, EPDM, plastic

**JRG Filterbecher Rotguss**

- Beschreibung: zu 1350-1360, 1830-1846
- Werkstoff: Rotguss, EPDM, Kunststoff

JRG Code	GF Code	SP	Weight (kg)	PN (bar)
1849.000	355 618 202	1	3.700	25

8171



**JRG CleanLine Backwash unit**

- Description: to 1370, 1371, 1870, 1871
- Consisting of: 100-240 V AC, cable (1.8 m), integrated power reserve

**JRG CleanLine Rückspülautomat**

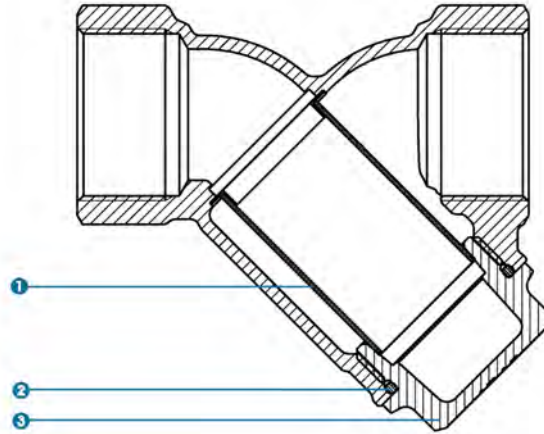
- Beschreibung: zu 1370, 1371, 1870, 1871
- Bestehend aus: 100-240 V AC, Kabel (1.8 m), integrierte Spannungs-Reserve

L1 (mm)	L2 (mm)	L3 (mm)	JRG Code	GF Code	SP	Weight (kg)	h (mm)	T (mm)
154	49	99	8171.300	350 690 910	1	0.300	78	15

# Spare Parts for 1810 / 1812

## Ersatzteile für 1810 / 1812

Ersatzteile für/Pièces de rechange pour/Pezzi di ricambio per  
1810 / 1812




- ❶ Filtereinsatz/Filtre grossier/Elemento filtrante
- ❷ Flachdichtung bis/Joint plat jusqu'à/Guarnizione piana fino al 2007 / O-Ring/O-Ring/O-Ring
- ❸ Verschlusszapfen/Bouchon/Tappo di chiusura


+GF+

### (1) JRG Filter insert to 1810

### (1) JRG Filtereinsatz zu 1810



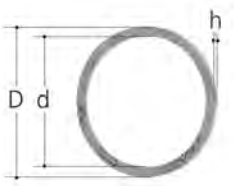
GN (inch)	GF Code	d (mm)	h (mm)	µm
¾ / ½	<b>350 869 202</b>	15.5	30.0	560
¾	<b>350 869 301</b>	20.0	38.0	560
1	<b>350 869 401</b>	25.0	45.5	560
1 ¼	<b>350 869 501</b>	33.0	55.5	800
1 ½	<b>350 869 601</b>	39.0	66.0	800
2	<b>350 869 701</b>	50.0	82.0	800
2 ½	<b>350 869 802</b>	66.5	82.0	800
3	<b>350 869 902</b>	79.5	91.5	800



**(1) JRG Filter insert to 1812**

**(1) JRG Filtereinsatz zu 1812**

GN (inch)	GF Code	d (mm)	h (mm)	µm
¾ / ½	<b>350 869 201</b>	15.5	30.0	250
¾	<b>350 870 201</b>	20.0	38.0	250
1	<b>350 870 301</b>	25.0	45.5	250
1 ¼	<b>350 870 401</b>	33.0	55.5	250
1 ½	<b>350 870 501</b>	39.0	66.0	250
2	<b>350 870 601</b>	50.0	82.0	250
2 ½	<b>350 870 702</b>	66.5	82.0	560
3	<b>350 870 802</b>	79.5	91.5	560



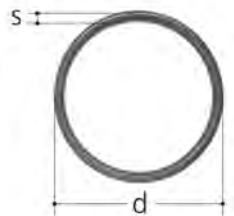
**Flat gasket**

- For valve body up to 2007

**Flachdichtung**

- Für Ventilgehäuse bis 2007

GN (inch)	D (mm)	d (mm)	h (mm)	GF Code
½	26.0	21.0	1.5	<b>350 928 727</b>
¾	31.5	26.5	1.5	<b>350 928 785</b>
1	39.5	33.5	1.5	<b>350 928 786</b>
1 ¼	49.0	42.0	1.5	<b>350 928 782</b>
1 ½	56.0	48.0	1.5	<b>350 928 787</b>
2	68.0	60.0	1.5	<b>350 928 772</b>
2 ½	84.0	75.5	1.5	<b>350 929 431</b>
3	97.0	88.0	1.5	<b>350 929 432</b>



**O-Ring EPDM**

- Material: EPDM
- For valve body from 2007 - for shut-off valve

**O-Ring EPDM**

- Werkstoff: EPDM
- Für Ventilgehäuse ab 2007

d (mm)	s (mm)	GF Code	JRGURED (inch)	Slanted/Straight seat valves (inch)
17.1	2.6	<b>350 981 114</b>	1/2	
21.9	2.6	<b>350 981 119</b>	3/4	
28.2	2.6	<b>350 981 123</b>	1	1/2
36.8	2.6	<b>350 981 127</b>		3/4
37.8	2.6	<b>350 981 128</b>	1 1/4	
44.1	2.6	<b>350 981 132</b>	1 1/2	
44.1	3.5	<b>350 981 222</b>		1
55.2	2.6	<b>350 981 139</b>		
56.7	3.5	<b>350 981 228</b>		1 1/4
69.2	5.3	<b>350 981 616</b>		1 1/2
71.1	2.6	<b>350 981 148</b>	2 1/2	
82.2	2.6	<b>350 981 151</b>	3	
88.2	5.3	<b>350 981 622</b>		2 - 2 1/2





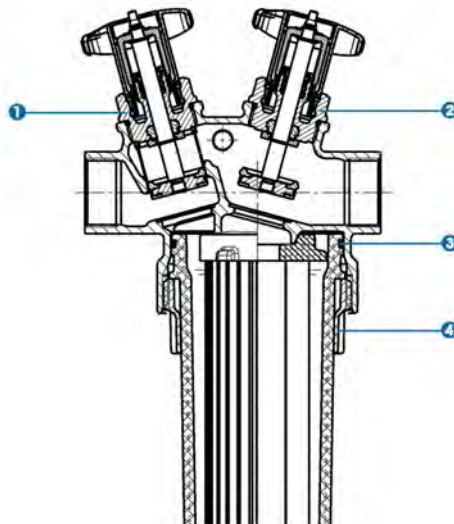
**(3) Sealing plug**

**(3) Verschlusszapfen**

<b>GN</b>	<b>d G</b>	<b>h</b>	<b>GF</b>
(inch)	(inch)	(mm)	<b>Code</b>
½	½	21	<b>350 868 002</b>
¾	¾	22	<b>350 868 102</b>
1	1	26	<b>350 868 202</b>
1 ¼	1 ¼	29	<b>350 868 301</b>
1 ½	1 ½	33	<b>350 868 401</b>
2	2	38	<b>350 868 501</b>
2 ½	2 ½	41	<b>350 868 601</b>
3	3	46	<b>350 868 701</b>

**Spare Parts for 1840 / 1846**  
**Ersatzteile für 1840 / 1846**

Ersatzteile für/Spare parts for 1840 / 1846



- 1 Oberteil Eingang/Upper part, inlet
- 2 Oberteil Ausgang/Upper part, outlet
- 3 O-Ring/O-Ring
- 4 Gewinding/Threaded ring

+GF+



**(1) Upper part, inlet**

**(1) Oberteil Eingang**

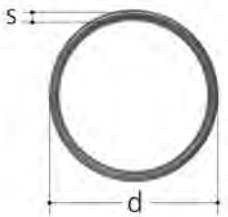
GN (inch)	d1 G (inch)	d2 (mm)	GF Code
1	1	60	<b>350 895 005</b>
1 ¼	1 ¼	70	<b>350 895 105</b>
1 ½	1 ½	90	<b>350 895 205</b>
2	2	90	<b>350 895 305</b>



**(2) Upper part, outlet**

**(2) Oberteil Ausgang**

GN (inch)	d1 G (inch)	d2 (mm)	GF Code
1	1	60	<b>350 895 006</b>
1 ¼	1 ¼	70	<b>350 895 106</b>
1 ½	1 ½	90	<b>350 895 206</b>
2	2	90	<b>350 895 306</b>



**(3) O-Ring**

**(3) O-Ring**

GN (inch)	d (mm)	s (mm)	GF Code
1 - 2	98.02	3.53	<b>350 981 239</b>



**(4) Threaded ring**

**(4) Gewinding**

GN (inch)	GF Code
1 - 2	<b>355 603 701</b>

# Safety groups Sicherheitsgruppen

2171



## JRG Shut-off and safety set gunmetal

- Description: for water heater cabinet models of closed design
- Temperature: max. 90°C
- Material: gunmetal, stainless steel, EPDM, plastic
- Factory setting: 600 kPa (6 bar)
- Consisting of: shut-off valves, safety group, ball boiler valve, distribution junction, cap, unions

## JRG Absperr- und Sicherheitsgarnitur Rotguss

- Beschreibung: für Wassererwärmer Schrankmodelle geschlossener Bauart
- Temperatur: max. 90°C
- Werkstoff: Rotguss, Chromnickelstahl, EPDM, Kunststoff
- Auslieferungszustand: 600 kPa (6 bar)
- Bestehend aus: Absperrarmaturen, Sicherheitsgruppen, Kugel-Kesselhahn, Kreuz für Verteiler, Kappe, Verschraubungen

d	GN	Size	DN	JRG	GF	SP	Weight
(mm)	(inch)	(inch)	(mm)	Code	Code		(kg)
16	1	1	25	2171.100	350 896 081	1	3.000

d	d1	Rp	d2 G	d3 Rp	d4	d5 G	d6 G	h1	h2	l	l1	l2	PN	z
(mm)	(inch)	(inch)	(inch)	(inch)	(mm)	(inch)	(inch)	(mm)	(mm)	(mm)	(mm)	(mm)	(bar)	(mm)
16	1	¾	¾	¼	53	1	1 ½	40	253	258	95	162	10	10

2180




## JRG Assiwell connector element stainless steel

- Description: to 2171, adapter to distributor 5565
- Material: stainless steel, brass
- Consisting of: flexible corrugated pipe, insulating tube, cap nuts, gaskets

## JRG Assiwell Anschlusselement Edelstahl

- Beschreibung: zu 2171, Übergang zu Verteiler 5565
- Werkstoff: Edelstahl, Messing
- Bestehend aus: flexibles Wellrohr, Isolierschlauch, Überwurfmutter, Dichtungen

DN	GN	Size	JRG	GF	SP	Weight	d2 G	l	PN
(mm)	(inch)	(inch)	Code	Code		(kg)	(inch)	(mm)	(bar)
20	¾	¾	2180.000	350 849 101	1	0.315	1	580	10



**JRG LegioStop shut-off and safety set gunmetal**

- Temperature: max. 90°C
- Material: gunmetal, stainless steel, EPDM, plastic
- Factory setting: 600 kPa (6 bar)
- Connection: female thread
- Consisting of: non-return valve closable, safety valve

**JRG LegioStop Absperr- und Sicherheitsgarnitur Rotguss Mit Innengewinde**

- Temperatur: max. 90°C
- Werkstoff: Rotguss, Chromnickelstahl, EPDM, Kunststoff
- Auslieferungszustand: 600 kPa (6 bar)
- Anschluss: Innengewinde
- Bestehend aus: Rückschlagventil absperrbar, Sicherheitsventil

GN (inch)	Size (inch)	DN (mm)	JRG Code	GF Code	SP	Weight (kg)
¾	¾	20	<b>2190.320</b>	<b>351 061 280</b>	1	0.950
1	1	25	<b>2190.400</b>	<b>351 061 282</b>	1	1.350
1 ¼	1 ¼	32	<b>2190.480</b>	<b>351 061 284</b>	1	1.650

GN (inch)	d1 (inch)	Rp (inch)	d2 (inch)	R (inch)	d3 (inch)	G (inch)	d4 (inch)	Rp (inch)	h1 (mm)	h2 (mm)	h3 (mm)	h4 (mm)	h5 (mm)	l1 (mm)	l2 (mm)	l3 (mm)	PN (bar)	z1 (mm)	z2 (mm)
¾	¾	¾	¾	¾	¾	¾	¼	¼	75	57	32	62	22	105	77	48	10	12	33
1	1	1	¾	¾	1	¾	¼	¼	90	59	32	62	32	117	82	48	10	15	40
1 ¼	1 ¼	1 ¼	¾	¾	1 ¼	¾	¼	¼	110	59	32	62	40	130	87	48	10	19	52

GN (inch)	z3 (mm)	⊘ (mm)
¾	17	6
1	17	6
1 ¼	17	6



**JRG LegioStop shut-off and safety set gunmetal**

- Temperature: max. 90°C
- Material: gunmetal, stainless steel, EPDM, plastic
- Factory setting: 600 kPa (6 bar)
- Connection: male thread
- Consisting of: non-return valve closable, safety valve

**JRG LegioStop Absperr- und Sicherheitsgarnitur Rotguss Mit Aussengewinde**

- Temperatur: max. 90°C
- Werkstoff: Rotguss, Chromnickelstahl, EPDM, Kunststoff
- Auslieferungszustand: 600 kPa (6 bar)
- Anschluss: Aussengewinde
- Bestehend aus: Rückschlagventil absperrbar, Sicherheitsventil

Size (inch)	DN (mm)	JRG Code	GF Code	SP	Weight (kg)
¾	20	<b>2191.020</b>	<b>351 061 180</b>	1	1.110
1	25	<b>2191.025</b>	<b>351 061 182</b>	1	1.290
1 ¼	32	<b>2191.032</b>	<b>351 061 184</b>	1	1.500

d1 (inch)	G (inch)	d2 (inch)	Rp (inch)	d3 (inch)	G (inch)	d4 (inch)	Rp (inch)	d5 (mm)	h2 (mm)	h3 (mm)	h4 (mm)	h5 (mm)	l1 (mm)	l2 (mm)	l3 (mm)	PN (bar)	z1 (mm)	z2 (mm)	z3 (mm)
1	¾	¾	¾	¾	¾	¼	¼	53	42	32	62	37	105	77	48	10	24	63	17
1 ¼	¾	¾	1	¾	¾	¼	¼	60	42	32	62	48	117	82	48	10	25	75	17
1 ½	¾	¾	1 ¼	¾	¾	¼	¼	70	42	32	82	57	130	87	48	10	30	89	17

table continued on the next page

6
6
6

2200



**JRG Safety group gunmetal**

- Temperature: max. 90°C
- Material: gunmetal, EPDM, plastic
- Factory setting: 600 kPa (6 bar)
- Connection: male thread
- Consisting of: non return valve, safety valve, unions

**JRG Sicherheitsgruppe Rotguss**

- Temperatur: max. 90°C
- Werkstoff: Rotguss, EPDM, Kunststoff
- Auslieferungszustand: 600 kPa (6 bar)
- Anschluss: Aussengewinde
- Bestehend aus: Rückschlagventil, Sicherheitsventil, Verschraubungen

DN (mm)	GN (inch)	Size (inch)	JRG Code	GF Code	SP	Weight (kg)
15	½	½	2200.240	350 782 280	1	0.600
20	¾	¾	2200.320	350 782 380	1	0.900

DN (mm)	GN (inch)	d1 R (inch)	d2 Rp (inch)	d3 G (inch)	d4 (mm)	d5 Rp (inch)	h1 (mm)	h2 (mm)	l (mm)	l1 (mm)	l2 (mm)	l3 (mm)	PN (bar)	z1 (mm)	z2 (mm)
15	½	½	¾	¾	30	¼	83	38	130	45	35	25	10	61	52
20	¾	¾	1	1	30	¼	87	47	144	52	35	29	10	70	54

2200



**JRG Safety group gunmetal chromium-plated**

- Temperature: max. 90°C
- Material: gunmetal, EPDM, plastic
- Factory setting: 600 kPa (6 bar)
- Connection: male thread
- Consisting of: non return valve, safety valve, unions
- \*as long as stock last

**JRG Sicherheitsgruppe Rotguss verchromt**

- Temperatur: max. 90°C
- Werkstoff: Rotguss, EPDM, Kunststoff
- Auslieferungszustand: 600 kPa (6 bar)
- Anschluss: Aussengewinde
- Bestehend aus: Rückschlagventil, Sicherheitsventil, Verschraubungen
- \*solange Vorrat

DN (mm)	GN (inch)	Size (inch)	JRG Code	GF Code	SP	Weight (kg)
*	15	½	2200.241	350 782 284	1	0.690
*	20	¾	2200.321	350 782 384	1	0.900

DN (mm)	GN (inch)	d1 R (inch)	d2 Rp (inch)	d3 G (inch)	d4 (mm)	d5 Rp (inch)	h1 (mm)	h2 (mm)	l (mm)	l1 (mm)	l2 (mm)	l3 (mm)	PN (bar)	z1 (mm)	
*	15	½	½	¾	¾	30	¼	83	38	130	45	35	25	10	61
*	20	¾	¾	1	1	30	¼	87	47	144	52	35	29	10	70

table continued on the next page

	DN (mm)	GN (inch)	z2 (mm)
*	15	½	52
*	20	¾	54

2203



### JRG Safety group gunmetal

- Temperature: max. 90°C
- Material: gunmetal, EPDM, plastic
- Factory setting: 600 kPa (6 bar)
- Connection: male thread
- Consisting of: non return valve, safety valve, without unions

### JRG Sicherheitsgruppe Rotguss

- Temperatur: max. 90°C
- Werkstoff: Rotguss, EPDM, Kunststoff
- Auslieferungszustand: 600 kPa (6 bar)
- Anschluss: Aussengewinde
- Bestehend aus: Rückschlagventil, Sicherheitsventil, ohne Verschraubungen

DN (mm)	GN (inch)	Size (inch)	JRG Code	GF Code	SP	Weight (kg)
15	½	½	2203.015	350 782 282	1	0.560
20	¾	¾	2203.020	350 782 382	1	0.874

DN (mm)	GN (inch)	d2 Rp (inch)	d3 G (inch)	d4 (mm)	d5 Rp (inch)	h1 (mm)	h2 (mm)	l (mm)	l1 (mm)	l2 (mm)	PN (bar)
15	½	¾	¾	30	¼	83	38	80	45	35	10
20	¾	1	1	30	¼	87	47	87	52	35	10

2210



### JRG Safety group gunmetal

- Temperature: max. 90°C
- Material: gunmetal, EPDM, plastic
- Factory setting: 600 kPa (6 bar)
- Connection: male thread
- Consisting of: non return valve, safety valve, unions, pipe interrupter
- \*as long as stock last

### JRG Sicherheitsgruppe Rotguss


- Temperatur: max. 90°C
- Werkstoff: Rotguss, EPDM, Kunststoff
- Auslieferungszustand: 600 kPa (6 bar)
- Anschluss: Aussengewinde
- Consisting of: non return valve, safety valve, unions, pipe interrupter
- \*solange Vorrat

	DN (mm)	GN (inch)	Size (inch)	JRG Code	GF Code	SP	Weight (kg)
*	15	½	½	2210.240	350 782 283	1	0.750
*	20	¾	¾	2210.320	350 782 383	1	1.200

	DN (mm)	GN (inch)	d1 R (inch)	d2 R (inch)	d3 G (inch)	d4 (mm)	d5 Rp (inch)	d6 G (inch)	h1 (mm)	h2 (mm)	h3 (mm)	l (mm)	l1 (mm)	l2 (mm)	l3 (mm)
*	15	½	½	1	¾	30	¼	1	83	75	29	130	45	35	25
*	20	¾	¾	1	1	30	¼	1 ¼	87	87	34	144	52	35	29

	DN (mm)	GN (inch)	PN (bar)	z1 (mm)	z2 (mm)	z3 (mm)
*	15	½	10	61	52	94
*	20	¾	10	70	54	110

2230



**JUNIOR safety group gunmetal**

- Temperature: max. 90°C
- Material: gunmetal, stainless steel, EPDM, plastic
- Factory setting: pressure reducing valve 400 kPa (4 bar), safety valve 600 kPa (6 bar)
- Connection: female thread, male thread
- Consisting of: coarse filter, pressure reducing valve, safety valve, back flow preventer, unions
- \*Discontinued with replacement

**JUNIOR Sicherheitsgruppe Rotguss Mit Verschraubungen**

- Temperatur: max. 90°C
- Werkstoff: Rotguss, Chromnickelstahl, EPDM, Kunststoff
- Werkseinstellung: Druckminderer 400 kPa (4 bar), Sicherheitsventil 600 kPa (6 bar)
- Anschluss: Innengewinde, Aussengewinde
- Bestehend aus: Grobsieb, Druckminderer, Sicherheitsventil, Rückflussverhinderer, Verschraubungen
- \*Auslauf mit Ersatz

	DN (mm)	GN (inch)	Size (inch)	JRG Code	GF Code	SP	Weight (kg)
*	15	½	½	2230.240	350 712 980	1	1.100
*	20	¾	¾	2230.320	350 713 080	1	1.480

	DN (mm)	GN (inch)	d1 R (inch)	d2 Rp (inch)	d3 G (inch)	d4 (mm)	d5 Rp (inch)	d7 (mm)	h1 (mm)	h2 (mm)	l (mm)	l1 (mm)	l2 (mm)	l3 (mm)	PN (bar)
*	15	½	½	¾	¾	30	¼	52	83	34	165	86	29	25	16
*	20	¾	¾	1	1	30	¼	58	87	40	182	95	30	29	16

	DN (mm)	GN (inch)	z1 (mm)	z2 (mm)
*	15	½	102	46
*	20	¾	113	49

2230



**JUNIOR safety group gunmetal chromium-plated**

- Temperature: max. 90°C
- Material: gunmetal, stainless steel, EPDM, plastic
- Factory setting: pressure reducing valve 400 kPa (4 bar), safety valve 600 kPa (6 bar)
- Connection: female thread, male thread
- Consisting of: coarse filter, pressure reducing valve, safety valve, back flow preventer, unions
- \*as long as stock last

**JUNIOR Sicherheitsgruppe Rotguss verchromt**

- Temperatur: max. 90°C
- Werkstoff: Rotguss, Chromnickelstahl, EPDM, Kunststoff
- Werkseinstellung: Druckminderer 400 kPa (4 bar), Sicherheitsventil 600 kPa (6 bar)
- Anschluss: Innengewinde, Aussengewinde
- Bestehend aus: Grobsieb, Druckminderer, Sicherheitsventil, Rückflussverhinderer, Verschraubungen
- \*solange Vorrat

	DN (mm)	GN (inch)	Size (inch)	JRG Code	GF Code	SP	Weight (kg)
*	15	½	½	2230.241	350 712 984	1	1.110
*	20	¾	¾	2230.321	350 713 084	1	1.480

	DN (mm)	GN (inch)	Size (inch)	d R (inch)	d2 Rp (inch)	d3 G (inch)	d4 (mm)	d5 Rp (inch)	h1 (mm)	h2 (mm)	l (mm)	l1 (mm)	l2 (mm)	l3 (mm)	PN (bar)
*	15	½	½	1/2	¾	¾	30	¼	83	34	165	86	29	25	16
*	20	¾	¾	3/4	1	1	30	¼	87	40	182	95	30	29	16

table continued on the next page



	DN (mm)	GN Size (inch)	z1 (mm)	z2 (mm)
*	15	½	½	102
*	20	¾	¾	113

2233



### JUNIOR safety group gunmetal

- Temperature: max. 90°C
  - Material: gunmetal, stainless steel, EPDM, plastic
  - Factory setting: pressure reducing valve 400 kPa (4 bar), safety valve 600 kPa (6 bar)
  - Connection: female thread, male thread
  - Consisting of: coarse filter, pressure reducing valve, safety valve, back flow preventer, without unions
- \*Discontinued with replacement

### JUNIOR Sicherheitsgruppe Rotguss

- Temperatur: max. 90°C
  - Werkstoff: Rotguss, Chromnickelstahl, EPDM, Kunststoff
  - Werkseinstellung: Druckminderer 400 kPa (4 bar), Sicherheitsventil 600 kPa (6 bar)
  - Anschluss: Innengewinde, Aussengewinde
  - Bestehend aus: Grobsieb, Druckminderer, Sicherheitsventil, Rückflussverhinderer, ohne Verschraubungen
- \*Auslauf mit Ersatz

GN (inch)	Size (inch)	DN (mm)	JRG Code	GF Code	SP	Weight (kg)
½	½	15	2233.015	350 712 982	1	1.000
¾	¾	20	2233.020	350 713 082	1	1.280

GN (inch)	d2 Rp (inch)	d3 G (inch)	d4 (mm)	d5 Rp (inch)	d7 (mm)	h1 (mm)	h2 (mm)	l (mm)	l1 (mm)	l2 (mm)	PN (bar)
½	¾	¾	30	¼	52	83	34	115	86	29	16
¾	1	1	30	¼	58	87	40	125	95	30	16

2240



### JUNIOR safety group gunmetal

- Temperature: max. 90°C
  - Material: gunmetal, stainless steel, EPDM, plastic
  - Factory setting: pressure reducing valve 400 kPa (4 bar), safety valve 600 kPa (6 bar)
  - Connection: male thread
  - Consisting of: coarse filter, pressure reducing valve, safety valve, back flow preventer, unions, pipe interrupter
- \*as long as stock last

### JUNIOR Sicherheitsgruppe Rotguss

- Temperatur: max. 90°C
  - Werkstoff: Rotguss, Chromnickelstahl, EPDM, Kunststoff
  - Werkseinstellung: Druckminderer 400 kPa (4 bar), Sicherheitsventil 600 kPa (6 bar)
  - Anschluss: Aussengewinde
  - Bestehend aus: Grobsieb, Druckminderer, Sicherheitsventil, Rückflussverhinderer, Verschraubungen, Rohrunterbrecher
- \*solange Vorrat

	GN (inch)	Size (inch)	DN (mm)	JRG Code	GF Code	SP	Weight (kg)
*	½	½	15	2240.240	350 712 983	1	1.300
*	¾	¾	20	2240.320	350 713 083	1	1.770

	GN (inch)	d1 R (inch)	d2 R (inch)	d3 G (inch)	d4 (mm)	d5 Rp (inch)	d6 G (inch)	h1 (mm)	h2 (mm)	h3 (mm)	l (mm)	l1 (mm)	l2 (mm)	PN (bar)	z1 (mm)
*	½	½	¾	¾	30	¼	1	83	71	29	165	86	25	16	102
*	¾	¾	1	1	30	¼	1 ¼	87	80	34	182	95	30	16	113

table continued on the next page

	GN (inch)	z2 (mm)	z3 (mm)
*	½	46	90
*	¾	49	103

## Accessories Zubehör

8210



### JRG Union gunmetal with angle

- Description: to 2112, 2142, 2203, 2233
- Material: gunmetal
- Supplied with: flat gasket AFM34

### JRG Verschraubung Rotguss Mit Bogen

- Beschreibung: zu 2112, 2142, 2203, 2233
- Werkstoff: Rotguss
- Geliefert mit: Flachdichtung AFM34

GN (inch)	DN (mm)	JRG Code	GF Code	SP	Weight (kg)	d1 R (inch)	d2 (mm)	d3 G (inch)	h4 (mm)	h5 (mm)	l2 (mm)	l3 (mm)
½	15	<b>8210.240</b>	<b>350 277 901</b>	1	0.200	½	65	¾	50	20	6	35
¾	20	<b>8210.320</b>	<b>350 847 501</b>	1	0.240	¾	65	1	43	27	7	43

8210



### JRG Union gunmetal chromium-plated with angle

- Description: to 2112, 2142, 2203, 2233
- Material: gunmetal
- Supplied with: flat gasket AFM34
- \*as long as stock last

### JRG Verschraubung Rotguss verchromt Mit Bogen

- Beschreibung: zu 2112, 2142, 2203, 2233
- Werkstoff: Rotguss
- Geliefert mit: Flachdichtung AFM34
- \*solange Vorrat

GN (inch)	DN (mm)	JRG Code	GF Code	SP	Weight (kg)
½	15	<b>8210.241</b>	<b>350 277 903</b>	1	0.200
*	¾	<b>8210.321</b>	<b>350 847 502</b>	1	0.275

GN (inch)	DN (mm)	d1 R (inch)	d2 (mm)	d3 G (inch)	h4 (mm)	h5 (mm)	l2 (mm)	l3 (mm)
½	15	½	55	¾	50	20	6	35
*	¾	¾	65	1	43	27	7	43

8222



### JRG Pipe interrupter brass

- Description: to 2100, 2130
- Material: brass
- Connection: male thread

### Rohrunterbrecher

- Beschreibung: zu 2100, 2130
- Werkstoff: Messing
- Anschluss: Aussengewinde

GN (inch)	DN (mm)	JRG Code	GF Code	SP	Weight (kg)	d1 G (inch)	d2 G (inch)	h (mm)
½	15	<b>8222.240</b>	<b>350 848 901</b>	1	0.080	¾	1	37
¾	20	<b>8222.320</b>	<b>350 849 001</b>	1	0.130	1	1 ¼	40

8222



### JRG Pipe interrupter brass chromium-plated

- Description: to 2100, 2130
- Material: brass
- Connection: male thread
- \*as long as stock last

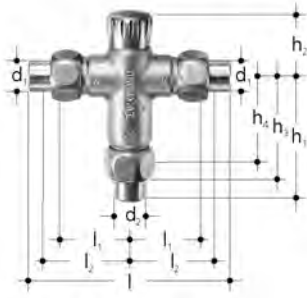
### JRG Rohrunterbrecher Messing Verchromt

- Beschreibung: zu 2100, 2130
- Werkstoff: Messing
- Anschluss: Aussengewinde
- \*solange Vorrat

GN (inch)	DN (mm)	JRG Code	GF Code	SP	Weight (kg)	d1 G (inch)	d2 G (inch)	h (mm)
*	½	<b>8222.241</b>	<b>350 848 902</b>	1	0.080	¾	1	37
*	¾	<b>8222.321</b>	<b>350 849 002</b>	1	0.130	1	1 ¼	40

## Thermostatic mixing valves Thermomischer

3000



**JRGUMAT Thermostatic mixing valve gunmetal  
For washing machines**

- Description: for dishwashers
- Material: gunmetal
- Factory setting: 50 / 55 / 60 / 65°C (adjustable 50 - 70°C)
- Connection: female thread
- \*as long as stock last


**JRGUMAT Thermomischer Rotguss  
Für Waschmaschinen**

- Beschreibung: für Waschmaschinen
- Werkstoff: Rotguss
- Auslieferungszustand: 50 / 55 / 60 / 65°C (einstellbereich 50 - 70°C)
- Anschluss: Innengewinde
- \*solange Vorrat

	DN (mm)	Thread Type	Size (inch)	range (°C)	Temperature (°C)	JRG Code	GF Code	SP	Weight (kg)
*	10	GN	3/8	50 - 70	50	3000.050	350 295 601	1	0.640
*	10	GN	3/8	50 - 70	55	3000.055	350 295 605	1	0.640
*	10	GN	3/8	50 - 70	60	3000.060	350 295 606	1	0.640
	10	GN	3/8	50 - 70	65	3000.065	350 295 607	1	0.640

	DN (mm)	d1 Rp (inch)	d2 Rp (inch)	h1 (mm)	h2 (mm)	h3 (mm)	h4 (mm)	l (mm)	l1 (mm)	l2 (mm)	PN (bar)
*	10	3/8	3/8	79	41	67	57	126	39	51	6
*	10	3/8	3/8	79	41	67	57	126	39	51	6
*	10	3/8	3/8	79	41	67	57	126	39	51	6
	10	3/8	3/8	79	41	67	57	126	39	51	6

3100



**JRGUMAT Thermostatic mixing valve gunmetal  
Adjustment with hexagonal**

- Material: gunmetal
- Factory setting: 18 / 26 / 38 / 42 / 50 / 55 / 60 / 65°C (adjustable)
- Connection: male thread
- \*as long as stock last


**JRGUMAT Thermomischer Rotguss  
Einstellung mit 6-Kant**

- Werkstoff: Rotguss
- Auslieferungszustand: 18 / 26 / 38 / 42 / 50 / 55 / 60 / 65°C (einstellbar)
- Anschluss: Aussengewinde
- \*solange Vorrat

	DN (mm)	Thread Type	Size (inch)	range (°C)	Temperature (°C)	JRG Code	GF Code	SP	Weight (kg)
	15	GN	1/2	12 - 25	18	3100.018	350 281 425	1	1.030
	15	GN	1/2	22 - 30	26	3100.026	350 281 426	1	1.030
	15	GN	1/2	36 - 40	38	3100.038	350 281 423	1	1.030
	15	GN	1/2	40 - 44	42	3100.042	350 281 422	1	1.030
*	15	GN	1/2	50 - 65	50	3100.050	350 281 421	1	1.030
	15	GN	1/2	50 - 65	55	3100.055	350 281 427	1	1.045
*	15	GN	1/2	50 - 65	60	3100.060	350 281 428	1	1.030
	15	GN	1/2	50 - 65	65	3100.065	350 281 409	1	1.030

	DN (mm)	d1 R (inch)	d2 R (inch)	d3 G (inch)	h (mm)	h1 (mm)	h2 (mm)	h3 (mm)	l (mm)	l1 (mm)	l2 (mm)	l3 (mm)	l4 (mm)	l5 (mm)	l6 (mm)
	15	1/2	1/2	3/4	75	50	25	60	168	50	29	26	30	16	72
	15	1/2	1/2	3/4	75	50	25	60	168	50	29	26	30	16	72
	15	1/2	1/2	3/4	75	50	25	60	168	50	29	26	30	16	72
	15	1/2	1/2	3/4	75	50	25	60	168	50	29	26	30	16	72


table continued on the next page



	DN (mm)	d1 R (inch)	d2 R (inch)	d3 G (inch)	h (mm)	h1 (mm)	h2 (mm)	h3 (mm)	l (mm)	l1 (mm)	l2 (mm)	l3 (mm)	l4 (mm)	l5 (mm)	l6 (mm)
*	15	½	½	¾	75	50	25	60	168	50	29	26	30	16	72
	15	½	½	¾	75	50	25	60	168	50	29	26	30	16	72
*	15	½	½	¾	75	50	25	60	168	50	29	26	30	16	72
	15	½	½	¾	75	50	25	60	168	50	29	26	30	16	72

DN (mm)	PN (bar)
15	10
15	10
15	10
15	10
* 15	10
15	10
* 15	10
15	10

3100



### JRGUMAT Thermostatic mixing valve gunmetal Chromium-plated

- Factory setting: 18 / 26 / 38 / 42 / 50°C (adjustable)
  - Material: gunmetal
  - Connection: male thread
- \*as long as stock last

### JRGUMAT Thermomischer Rotguss Verchromt


- Auslieferungszustand: 18 / 26 / 38 / 42 / 50°C (einstellbar)
  - Werkstoff: Rotguss
  - Anschluss: Aussengewinde
- \*solange Vorrat

	DN (mm)	Thread Type	Size (inch)	range (°C)	Temperature (°C)	JRG Code	GF Code	Weight (kg)
*	15		GN ½	12 - 25	18	<b>3100.118</b>	<b>350 281 414</b>	1.030
*	15		GN ½	22 - 30	26	<b>3100.126</b>	<b>350 281 415</b>	1.030
	15		GN ½	36 - 40	38	<b>3100.138</b>	<b>350 281 416</b>	1.030
*	15		GN ½	40 - 44	42	<b>3100.142</b>	<b>350 281 417</b>	1.030
*	15		GN ½	50 - 65	50	<b>3100.150</b>	<b>350 281 410</b>	1.030

	DN (mm)	d1 R (inch)	d2 R (inch)	d3 G (inch)	h (mm)	h1 (mm)	h2 (mm)	h3 (mm)	l (mm)	l1 (mm)	l2 (mm)	l3 (mm)	l4 (mm)	l5 (mm)	l6 (mm)
*	15	½	½	¾	75	50	25	60	168	50	29	26	30	16	72
*	15	½	½	¾	75	50	25	60	168	50	29	26	30	16	72
	15	½	½	¾	75	50	25	60	168	50	29	26	30	16	72
*	15	½	½	¾	75	50	25	60	168	50	29	26	30	16	72
*	15	½	½	¾	75	50	25	60	168	50	29	26	30	16	72

DN (mm)	PN (bar)
* 15	10
* 15	10
15	10
* 15	10
* 15	10

3110



**JRGUMAT Thermostatic mixing valve gunmetal**  
Adjustment by hand

- Factory setting: 18 / 26 / 38 / 42 / 50°C (adjustable)
- Material: gunmetal
- Connection: male thread
- \*as long as stock last

**JRGUMAT Thermomischer Rotguss**  
Einstellung von Hand

- Auslieferungszustand: 18 / 26 / 38 / 42 / 50°C (einstellbar)
- Werkstoff: Rotguss
- Anschluss: Aussengewinde
- \*solange Vorrat

	DN (mm)	Thread Type	Size (inch)	range (°C)	Temperature (°C)	JRG Code	GF Code	SP	Weight (kg)
*	15	GN	½	16 - 20	18	3110.018	350 281 805	1	1.150
*	15	GN	½	24 - 28	26	3110.026	350 281 806	1	1.150
*	15	GN	½	36 - 40	38	3110.038	350 281 803	1	1.150
*	15	GN	½	40 - 44	42	3110.042	350 281 802	1	1.150
*	15	GN	½	48 - 52	50	3110.050	350 281 801	1	1.150
*	15	GN	½	53 - 57	55	3110.055	350 281 807	1	1.150
*	15	GN	½	58 - 62	60	3110.060	350 281 808	1	1.150

	DN (mm)	Thread Type	Size (inch)	d1 R (inch)	d2 R (inch)	d3 G (inch)	h (mm)	h1 (mm)	h2 (mm)	h3 (mm)	l (mm)	l1 (mm)	l2 (mm)	l3 (mm)
*	15	GN	½	½	½	¾	75	50	25	60	168	50	29	47
*	15	GN	½	½	½	¾	75	50	25	60	168	50	29	47
*	15	GN	½	½	½	¾	75	50	25	60	168	50	29	47
*	15	GN	½	½	½	¾	75	50	25	60	168	50	29	47
*	15	GN	½	½	½	¾	75	50	25	60	168	50	29	47
*	15	GN	½	½	½	¾	75	50	25	60	168	50	29	47
*	15	GN	½	½	½	¾	75	50	25	60	168	50	29	47

	DN (mm)	Thread Type	Size (inch)	l4 (mm)	l5 (mm)	l6 (mm)	PN (bar)
*	15	GN	½	30	16	93	10
*	15	GN	½	30	16	93	10
*	15	GN	½	30	16	93	10
*	15	GN	½	30	16	93	10
*	15	GN	½	30	16	93	10
*	15	GN	½	30	16	93	10
*	15	GN	½	30	16	93	10

**JRGUMAT Thermostatic mixing valve gunmetal**



- Temperature: max. 90°C
- Factory setting: 25 / 40 / 48 / 55 / 70°C (adjustable)
- Material: gunmetal
- Connection: male thread
- \*as long as stock last

**JRGUMAT Thermomischer Rotguss**

- Temperatur: max. 90°C
- Auslieferungszustand: 25 / 40 / 48 / 55 / 70°C (einstellbar)
- Werkstoff: Rotguss
- Anschluss: Aussengewinde
- \*solange Vorrat

	DN (mm)	Thread Type	Size (inch)	range (°C)	Temperature (°C)	JRG Code	GF Code	SP	Weight (kg)
	15	GN	½	20 - 30	25	3400.910	350 760 511	1	0.530
	15	GN	½	30 - 45	40	3400.912	350 760 512	1	0.530
*	15	GN	½	36 - 53	48	3400.914	350 760 517	1	0.530
	15	GN	½	45 - 65	55	3400.916	350 760 513	1	0.530
	15	GN	½	60 - 80	70	3400.918	350 760 514	1	0.530
	20	GN	¾	20 - 30	25	3400.920	350 760 411	1	0.700
	20	GN	¾	30 - 45	40	3400.922	350 760 412	1	0.700
*	20	GN	¾	36 - 53	48	3400.924	350 760 417	1	0.670
	20	GN	¾	45 - 65	55	3400.926	350 760 413	1	0.700
	20	GN	¾	60 - 80	70	3400.928	350 760 414	1	0.701
	25	GN	1	20 - 30	25	3400.930	350 760 311	1	0.910
	25	GN	1	30 - 45	40	3400.932	350 760 312	1	0.910
*	25	GN	1	36 - 53	48	3400.934	350 760 317	1	0.910
	25	GN	1	45 - 65	55	3400.936	350 760 313	1	0.910
	25	GN	1	60 - 80	70	3400.938	350 760 314	1	0.910
	32	GN	1 ¼	20 - 30	25	3400.940	350 760 211	1	1.630
	32	GN	1 ¼	30 - 45	40	3400.942	350 760 212	1	1.630
*	32	GN	1 ¼	36 - 53	48	3400.944	350 760 217	1	1.590
	32	GN	1 ¼	45 - 65	55	3400.946	350 760 213	1	1.630
	32	GN	1 ¼	60 - 80	70	3400.948	350 760 214	1	1.590
	40	GN	1 ½	20 - 30	25	3400.950	350 760 111	1	2.140
	40	GN	1 ½	30 - 45	40	3400.952	350 760 112	1	2.140
*	40	GN	1 ½	36 - 53	48	3400.954	350 760 117	1	2.140
	40	GN	1 ½	45 - 65	55	3400.956	350 760 113	1	2.140
	40	GN	1 ½	60 - 80	70	3400.958	350 760 114	1	2.100
	50	GN	2	20 - 30	25	3400.960	350 760 011	1	3.510
	50	GN	2	30 - 45	40	3400.962	350 760 012	1	3.510
*	50	GN	2	36 - 53	48	3400.964	350 760 017	1	3.510
	50	GN	2	45 - 65	55	3400.966	350 760 013	1	3.510
	50	GN	2	60 - 80	70	3400.968	350 760 014	1	3.510

	DN (mm)	Thread Type	d2 G (inch)	d3 G (inch)	h1 (mm)	h2 (mm)	h3 (mm)	l (mm)	l1 (mm)	l2 (mm)	PN (bar)	○ (mm)
	15	GN	1 ½			47	35	90	35	55	10	5
	15	GN	1 ½			47	35	90	35	55	10	5
*	15	GN	1 ½			47	35	90	35	55	10	5
	15	GN	1 ½			47	35	90	35	55	10	5
	15	GN	1 ½			47	35	90	35	55	10	5
	20	GN	1 ¼	½	32	49	40	100	40	60	10	5
	20	GN	1 ¼	½	32	49	40	100	40	60	10	5
*	20	GN	1 ¼	½	32	49	40	100	40	60	10	5
	20	GN	1 ¼	½	32	49	40	100	40	60	10	5
	20	GN	1 ¼	½	32	49	40	100	40	60	10	5
	25	GN	1 ½	¾	36	51	43	110	43	67	10	5
	25	GN	1 ½	¾	36	51	43	110	43	67	10	5
*	25	GN	1 ½	¾	36	51	43	110	43	67	10	5
	25	GN	1 ½	¾	36	51	43	110	43	67	10	5
	25	GN	1 ½	¾	36	51	43	110	43	67	10	5
	32	GN	2	¾	41	75	52	130	52	78	10	8

	DN (mm)	Thread Type	d2 G (inch)	d3 G (inch)	h1 (mm)	h2 (mm)	h3 (mm)	l (mm)	l1 (mm)	l2 (mm)	PN (bar)	○ (mm)
	32	GN	2	¾	41	75	52	130	52	78	10	8
*	32	GN	2	¾	41	75	52	130	52	78	10	8
	32	GN	2	¾	41	75	52	130	52	78	10	8
	32	GN	2	¾	41	75	52	130	52	78	10	8
	40	GN	2 ¼	¾	50	77	58	150	58	92	10	8
	40	GN	2 ¼	¾	50	77	58	150	58	92	10	8
*	40	GN	2 ¼	¾	50	77	58	150	58	92	10	8
	40	GN	2 ¼	¾	50	77	58	150	58	92	10	8
	40	GN	2 ¼	¾	50	77	58	150	58	92	10	8
	50	GN	2 ¾	¾	60	85	70	180	70	110	10	8
	50	GN	2 ¾	¾	60	85	70	180	70	110	10	8
*	50	GN	2 ¾	¾	60	85	70	180	70	110	10	8
	50	GN	2 ¾	¾	60	85	70	180	70	110	10	8
	50	GN	2 ¾	¾	60	85	70	180	70	110	10	8

3410



### JRGUMAT Thermostatic mixing valve gunmetal Flanged

- Temperature: max. 90°C
- Factory setting: 25 / 40 / 48 / 55°C (adjustable)
- Material: gunmetal
- Connection: flange
- \*as long as stock last

### JRGUMAT Thermomischer Rotguss Flansch

- Temperatur: max. 90°C
- Auslieferungszustand: 25 / 40 / 48 / 55°C (einstellbereich)
- Werkstoff: Rotguss
- Anschluss: Flansch
- \*solange Vorrat

DN (mm)	d (mm)	range (°C)	Temperature (°C)	JRG Code	GF Code	SP	Weight (kg)
65	65	20 - 30	25	<b>3410.601</b>	<b>350 767 214</b>	1	22.500
	65	30 - 45	40	<b>3410.605</b>	<b>350 767 215</b>	1	22.500
*	65	36 - 53	48	<b>3410.606</b>	<b>350 767 218</b>	1	22.680
	65	45 - 65	55	<b>3410.608</b>	<b>350 767 216</b>	1	22.500
80	80	20 - 30	25	<b>3410.801</b>	<b>350 767 414</b>	1	27.500
	80	30 - 45	40	<b>3410.805</b>	<b>350 767 415</b>	1	27.500
*	80	36 - 53	48	<b>3410.806</b>	<b>350 767 418</b>	1	27.734
	80	45 - 65	55	<b>3410.808</b>	<b>350 767 416</b>	1	27.500

DN (mm)	d1 (mm)	d2 G (inch)	d3 (mm)	h1 (mm)	h2 (mm)	l1 (mm)	l2 (mm)	l3 (mm)	○ (mm)	○ (mm)	PN (bar)
65	65	1 ½	185	82	121	145	290	112	4	8	10
	65	1 ½	185	82	121	145	290	112	4	8	10
*	65	1 ½	185	82	121	145	290	112	4	8	10
	65	1 ½	185	82	121	145	290	112	4	8	10
80	80	2	200	92	127	155	310	124	8	8	10
	80	2	200	92	127	155	310	124	8	8	10
*	80	2	200	92	127	155	310	124	8	8	10
	80	2	200	92	127	155	310	124	8	8	10



3412



**JRGUMAT Thermostatic mixing valve gunmetal**  
**British Standard**

- Temperature: max. 90°C
- Material: gunmetal
- Connection: flange
- \*as long as stock last


**JRGUMAT Thermomischer Rotguss**  
**Britischer Standard**

- Temperatur: max. 90°C
- Werkstoff: Rotguss
- Anschluss: Flansch
- \*solange Vorrat

	DN (mm)	range (°C)	Temperature (°C)	JRG Code	GF Code	SP	Weight (kg)
*	65	30 - 45	40	<b>3412.605</b>	<b>350 767 212</b>	1	22.500
	65	45 - 65	55	<b>3412.608</b>	<b>350 767 213</b>	1	22.500
	80	30 - 45	40	<b>3412.805</b>	<b>350 767 412</b>	1	27.500
	80	45 - 65	55	<b>3412.808</b>	<b>350 767 413</b>	1	27.500

	DN (mm)	d1 (mm)	d2 G (inch)	d3 (mm)	h1 (mm)	h2 (mm)	l1 (mm)	l2 (mm)	l3 (mm)	⊙ (mm)
*	65	65	1 ½	185	82	121	145	290	112	8
	65	65	1 ½	185	82	121	145	290	112	8
	80	80	2	200	92	127	155	310	124	8
	80	80	2	200	92	127	155	310	124	8

3500



**JRGUMAT Compact blending water facility gunmetal**  
**Without by-pass**

- Description: KV-value 3500 1½ (DN 40) = 10,8 m3/h, 3500 2 (DN 50) = 14,0 m3/h
- Factory setting: 25 / 40 / 48 / 55°C (adjustable)
- \*as long as stock last


**JRGUMAT Kompaktmischwasseranlage Rotguss**  
**Ohne By-pass**

- Beschreibung: KV-Wert 3500 1½ (DN 40) = 10,8 m3/h, 3500 2 (DN 50) = 14,0 m3/h
- Auslieferungszustand: 25 / 40 / 48 / 55°C (einstellbereich)
- \*solange Vorrat

	DN (mm)	Thread Type	Size (inch)	JRG Code	Weight (kg)
*	40	GN	1 ½	<b>3500.010</b>	65.000
*	50	GN	2	<b>3500.020</b>	72.000

	DN (mm)	d1 (inch)	Rp (inch)	d2 Rp (inch)	h (mm)	l (mm)	l1 (mm)	l2 (mm)	l3 (mm)	l4 (mm)	l5 (mm)
*	40	1 ½	¾	¾	820	1080	200	170	240	134	990
*	50	2	¾	¾	820	1080	200	170	240	134	990

3510



**JRGUMAT Compact blending water facility gunmetal  
With by-pass**

- Description: KV-value 3510 2 (DN 50) = 13,0 m3/h
- Factory setting: 25 / 40 / 48 / 55°C (adjustable)


**JRGUMAT Kompaktmischwasseranlage Rotguss  
Mit By-pass**

- Beschreibung: KV-Wert 3510 2 (DN 50) = 13,0 m3/h
- Auslieferungszustand: 25 / 40 / 48 / 55°C (einstellbereich)

DN (mm)	Thread Type	Size (inch)	JRG Code	Weight (kg)
50	GN	2	<b>3510.020</b>	77.000

DN (mm)	d1 (inch)	Rp (inch)	d2 (inch)	h (mm)	l (mm)	l1 (mm)	l2 (mm)	l3 (mm)	l4 (mm)	l5 (mm)
50	2	¾	¾	820	1080	200	170	240	134	990

3590



**JRGUMAT Compact blending water facility gunmetal  
By-pass for thermal disinfecting**

- Material: gunmetal
- Consisting of: t-piece, three way valve with control drive, electrical cable, plug

**JRGUMAT Kompaktmischwasseranlage Rotguss  
By-pass für thermische Desinfektion**

- Werkstoff: Rotguss
- Bestehend aus: T-Stück, Dreiwegventil mit Stellantrieb, Kabel, Stecker

DN (mm)	Thread Type	Size (inch)	JRG Code	GF Code	SP	Weight (kg)
40	GN	1 ½	<b>3590.560</b>	<b>350 892 511</b>	1	9.790
50	GN	2	<b>3590.640</b>	<b>350 892 512</b>	1	14.530

DN (mm)	d1 G (inch)	d2 G (inch)	d3 (mm)	h1 (mm)	h2 (mm)	h3 (mm)	h4 (mm)	h5 (mm)	l1 (mm)	l2 (mm)	l3 (mm)	l4 (mm)
40	2 ¼	1 ¼	50	84	165	173	125	155	200	680	75	275
50	2 ¾	1 ¼	50	84	188	185	125	155	200	680	75	275

# Accessoires Zubehör

8204



## JRG Union malleable cast iron galvanized

- Description: to 1640, 1660-1663, 3400, 3410, 5130
- Material: malleable cast iron, galvanized
- Connection: female thread
- Supplied with: flat gasket AFM34

## JRG Verschraubung Temperguss verzinkt

- Beschreibung: zu 1640, 1660-1663, 3400, 3410, 5130
- Werkstoff: Temperguss, verzinkt
- Anschluss: Innengewinde
- Geliefert mit: Flachdichtung AFM34

GN (inch)	DN (mm)	JRG Code	GF Code	SP	Weight (kg)	d1 Rp (inch)	d2 G (inch)	l1 (mm)	l2 (mm)	z (mm)
½	15	8204.240	350 485 601	1	0.150	½	1 ⅞	23	10	10
¾	20	8204.320	350 485 701	1	0.170	¾	1 ¼	24	11	9
1	25	8204.400	350 485 801	1	0.230	1	1 ½	27	11	10
1 ¼	32	8204.480	350 485 901	1	0.400	1 ¼	2	32	12	13
1 ½	40	8204.560	350 486 001	1	0.510	1 ½	2 ¼	34	13	15
2	50	8204.640	350 486 101	1	0.675	2	2 ¾	36	15	12

8209



## JRG Soldering union gunmetal

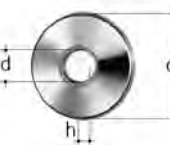
- Description: to 3400, 3410, 5120
- Material: gunmetal, brass
- Supplied with: flat gasket AFM34
- \* as long as stock last

## JRG Lötverschraubung Rotguss

- Beschreibung: zu 3400, 3410, 5120
- Werkstoff: Rotguss, Messing
- Geliefert mit: Flachdichtung AFM34
- \*solange Vorrat

	d (mm)	DN (mm)	JRG Code	GF Code	SP	Weight (kg)	d1 (mm)	d2 G (inch)	l1 (mm)	l2 (mm)	z (mm)
*	18	15	8209.018	350 484 102	1	0.120	18	1 ¼	23	8	8
	22	20	8209.022	350 484 201	1	0.175	22	1 ¼	24	8	7
	22	20	8209.122	355 630 901	1	0.250	22	1 ½	24	9	7
	28	25	8209.028	350 484 301	1	0.260	28	1 ½	26	9	6
	35	32	8209.035	350 484 401	1	0.380	35	2	33	9	8
	42	40	8209.042	350 484 601	1	0.500	42	2 ¼	37	11	8
	54	50	8209.054	350 484 801	1	0.730	54	2 ¾	42	14	8

8283



## JRG Escutcheon brass

- Material: brass

## Rosette

- Werkstoff: Messing

GN (inch)	DN (mm)	JRG Code	GF Code	SP	Weight (kg)	d G (inch)	d1 (mm)	h (mm)
½	15	8283.230	355 606 302	1	0.033	½	65	10
¾	20	8283.310	355 606 402	1	0.050	¾	65	10

8283



### JRG Escutcheon brass chromium-plated

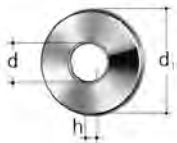
- Material: brass

#### Rosette, verchromt

- Werkstoff: Messing

GN (inch)	DN (mm)	JRG Code	GF Code	SP	Weight (kg)	d G (inch)	d1 (mm)	h (mm)
½	15	8283.240	355 606 301	1	0.050	½	65	10
¾	20	8283.320	355 606 401	1	0.023	¾	65	10

8284



### Escutcheon, chromium-plated

- Material: brass

#### Rosette, verchromt

- Werkstoff: Messing

d (mm)	JRG Code	GF Code	SP	Weight (kg)	d1 (mm)	h (mm)
24	8284.000	355 474 601	1	0.028	70	10

8300



### JRG Screw connection brass

- Description: to 3000
- Material: brass
- Connection: female thread
- Supplied with: flat gasket AFM34

#### JRG Rohrverschraubung Messing

- Beschreibung: zu 3000
- Werkstoff: Messing
- Anschluss: Innengewinde
- Geliefert mit: Flachdichtung AFM34

GN (inch)	DN (mm)	JRG Code	GF Code	SP	Weight (kg)	d1 Rp (inch)	d2 G (inch)	l1 (mm)	l2 (mm)	z (mm)
¾	10	8300.160	350 202 601	1	0.050	¾	¾	11	22	10

8310



### JRG Union brass

- Description: to 3000 - 3110
- Material: brass
- Connection: male thread
- Supplied with: flat gasket AFM34

#### JRG Verschraubung Messing

- Beschreibung: zu 3000 - 3110
- Werkstoff: Messing
- Anschluss: Aussengewinde
- Geliefert mit: Flachdichtung AFM34

GN (inch)	DN (mm)	JRG Code	GF Code	SP	Weight (kg)	d1 R (inch)	d2 G (inch)	l1 (mm)	l2 (mm)
½	15	8310.240	350 219 201	1	0.087	½	¾	11	31

8320



### JRG Bend union gunmetal Fits to JRGUMAT 3100 gunmetal

- Description: to 3100
- Material: gunmetal
- Supplied with: flat gasket AFM34
- \*as long as stock last

### JRG Bogenverschraubung Rotguss Passend zu JRGUMAT 3100 Rotguss

- Beschreibung: zu 3100
- Werkstoff: Rotguss
- Geliefert mit: Flachdichtung AFM34
- \*solange Vorrat

	DN (mm)	Size (inch)	PN (bar)	GN (inch)	JRG Code	GF Code	SP	Weight (kg)
*	15	½	16	½	8320.240	350 216 901	1	0.250

	DN (mm)	d1 (inch)	Rp (mm)	d2 (mm)	d3 G (inch)	h4 (mm)	h5 (mm)	l2 (mm)	l3 (mm)
*	15	½	55	¾	74	30	6	35	

8331



### JRG Union gunmetal

- Description: to 3400, 3410, 5120
- Material: gunmetal
- Connection: female thread
- Supplied with: flat gasket AFM34

### JRG Verschraubung Rotguss

- Beschreibung: zu 3400, 3410, 5120
- Werkstoff: Rotguss
- Anschluss: Innengewinde
- Geliefert mit: Flachdichtung AFM34

GN (inch)	DN (mm)	JRG Code	JRG Code	GF Code	SP	Weight (kg)	d1 Rp (inch)	d2 G (inch)	l1 (mm)	l2 (mm)	z (mm)
½	15	8331.240	350 217 101	1	1	0.150	½	1 ¼	8	23	10
¾	20	8331.320	350 253 301	1	1	0.150	¾	1 ¼	8	23	8
¾	20	8331.322	355 630 801	1	1	0.230	¾	1 ½	9	23	8
1	25	8331.400	350 253 401	1	1	0.230	1	1 ½	9	27	10
1 ¼	32	8331.480	350 253 501	1	1	0.380	1 ¼	2	10	29	10
1 ½	40	8331.560	350 253 601	1	1	0.460	1 ½	2 ¼	11	33	14
2	50	8331.640	350 253 701	1	1	0.740	2	2 ¾	14	36	12
2 ½	65	8331.720	350 586 901	1	1	1.350	2 ½	3 ½	16	38	11

8337



### JRG Union gunmetal

- Description: to 3400
- Temperature: max. 90°C
- Material: gunmetal
- Connection: female thread
- Consisting of: back flow preventer, loose nut
- Supplied with: flat gasket AFM34

### JRG Verschraubung Rotguss

- Beschreibung: zu 3400
- Temperatur: max. 90°C
- Werkstoff: Rotguss
- Anschluss: Innengewinde
- Bestehend aus: Rückflussverhinderer, loser Mutter
- Geliefert mit: Flachdichtung AFM34

GN (inch)	DN (mm)	JRG Code	GF Code	SP	Weight (kg)	d1 Rp (inch)	d2 G (inch)	l1 (mm)	l2 (mm)	z (mm)	PN (bar)
½	15	<b>8337.240</b>	<b>350 768 601</b>	1	0.170	½	1 ¼	8	39	26	10
¾	20	<b>8337.320</b>	<b>350 768 801</b>	1	0.235	¾	1 ¼	8	45	30	10

8341



### JRG Corner union gunmetal

- Material: gunmetal
- Connection: inlet male thread, outlet loose nut
- Supplied with: flat gasket AFM34
- \*as long as stock last

### JRG Eckverschraubung Rotguss

- Werkstoff: Rotguss
- Anschluss: Eingang Aussengewinde, Ausgang lose Mutter
- Geliefert mit: Flachdichtung AFM34
- \*solange Vorrat

	GN (inch)	DN (mm)	JRG Code	GF Code	SP	Weight (kg)
*	½	15	<b>8341.240</b>	<b>350 759 902</b>	1	0.433

	GN (inch)	DN (mm)	d1 R (inch)	d2 G (inch)	d3 (mm)	h2 (mm)	h3 (mm)	l1 (mm)	l2 (mm)	l3 (mm)	PN (bar)
*	½	15	½	1 ¼	65	35	32	40	8	25	10

8348



### JRG Sleeve stainless steel


- Description: to 3500, 3510, 6325
- Material: stainless steel, EPDM

### JRG Tauchhülse Edelstahl

- Beschreibung: zu 3500, 3510, 6325
- Werkstoff: Edelstahl, EPDM

GN (inch)	DN (mm)	JRG Code	GF Code	SP	Weight (kg)	d1 G (inch)	d2 (mm)	l1 (mm)	l2 (mm)	⊙ (mm)
¾	8	<b>8348.080</b>	<b>350 830 192</b>	1	0.030	¾	9	15	35	13

8348

**JRG Thermometer brass**


- Description: to 8348.080
- Material: brass, plastic

**JRG Thermometer Messing**

- Beschreibung: zu 8348.080
- Werkstoff: Messing, Kunststoff

d (mm)	JRG Code	GF Code	SP	Weight (kg)	d1 (mm)	l1 (mm)
52	<b>8348.001</b>	<b>350 830 194</b>	1	0.030	9	62

8349


**JRG Thermometer stainless steel**

- Description: to 3500, 3510, 6325
- Material: stainless steel

**JRG Thermometer Edelstahl**

- Beschreibung: zu 3500, 3510, 6325
- Material: Edelstahl

GN (inch)	DN (mm)	JRG Code	GF Code	SP	Weight (kg)	d (mm)	d1 G (inch)	l1 (mm)	l2 (mm)	⊙ (mm)
1/4	8	<b>8349.080</b>	<b>350 830 191</b>	1	0.080	52	1/4	19	35	17

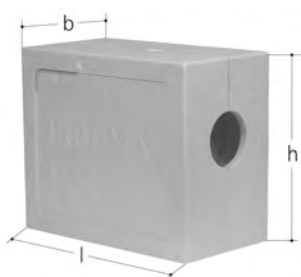
**JRGUMAT Insulation box EPS**

- Material: EPS

**JRGUMAT Dämmbox EPS**

- Material: EPS

GN (inch)	DN (mm)	GF Code	Weight (kg)	l (mm)	b (mm)	h (mm)
1/2	15	<b>350 762 301</b>	0.043	170	74	140
3/4	20	<b>350 762 201</b>	0.043	190	80	150
1	25	<b>350 762 101</b>	0.068	190	90	145
1 1/4	32	<b>350 762 001</b>	0.096	221	100	180
1 1/2	40	<b>350 761 901</b>	0.110	250	104	195
2	50	<b>350 761 801</b>	0.210	290	125	220

**JRGUMAT Insulation box EPS**

- Material: EPS

**JRGUMAT Dämmbox EPS**

- Material: EPS

GN (inch)	DN (mm)	GF Code	Weight (kg)	l (mm)	b (mm)	h (mm)
2 1/2	65	<b>350 767 701</b>	0.476	395	335	220
3	80	<b>350 767 801</b>	0.238	420	355	230

3480



### JRGUMAT change over set gunmetal

- Material: gunmetal
- Transition JRGUMAT 3350 to 3400
- R = DN 40 and 50 two half rings – see assembly instructions

### JRGUMAT Übergangsstückgarnitur Rotguss

- Werkstoff: Rotguss
- Übergang JRGUMAT 3350 zu 3400
- R = DN 40 und 50 zwei Ringhälften – siehe Montageanweisung

DN (mm)	Thread Type	Size (inch)	JRG Code	GF Code	SP	Weight (kg)	d1 G (inch)	l1 (mm)	l2 (mm)
20	GN	¾	3480.320	350 597 601	1	0.490	1 ¼	30.5	40.5
25	GN	1	3480.400	350 597 701	1	0.800	1 ½	38.0	34.0
32	GN	1 ¼	3480.480	350 597 801	1	1.050	2	39.5	33.5
40	GN	1 ½	3480.560	350 597 901	1	1.250	2 ¼	44.5	30.5
50	GN	2	3480.640	350 598 001	1	1.715	2 ¾	44.5	34.5

## Spare parts Ersatzteile

3415



### JRGUMAT Gasket set AFM34 For 3400

- Material: AFM34

### JRGUMAT Dichtungs-Set AFM34 Für 3400

- Material: AFM34

GN (inch)	JRG Code	GF Code	SP	Weight (kg)
½	3415.240	350 760 510	1	0.010
¾	3415.320	350 760 410	1	0.012
1	3415.400	350 760 310	1	0.015
1 ¼	3415.480	350 760 210	1	0.020
1 ½	3415.560	350 760 110	1	0.025
2	3415.640	350 760 010	1	0.028

8325



### JRG Cap brass

- Description: to 3400, 3410
- Material: brass

### Verschlusskappe Messing

- Beschreibung: zu 3400, 3410
- Werkstoff: Messing

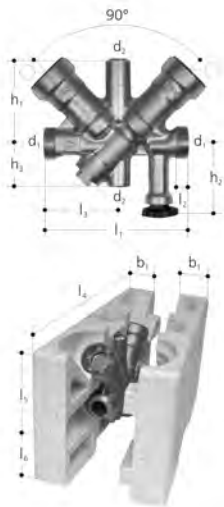
DN (mm)	Size (inch)	PN (bar)	GN (inch)	JRG Code	GF Code	SP	Weight (kg)	d1 G (inch)	h (mm)
15	½	10	½	8325.240	350 756 701	1	0.034	½	9
20	¾	10	¾	8325.320	350 756 801	1	0.040	¾	9
40	1 ½	10	1 ½	8325.560	350 769 801	1	0.190	1 ½	11
50	2	10	2	8325.640	350 769 901	1	0.230	2	11



# Circulation controllers

## Zirkulationsregler

6325



### JRGUTHERM 2T Circulation controller gunmetal

- Temperature: max. 90°C
- Material: gunmetal
- Connection: male thread

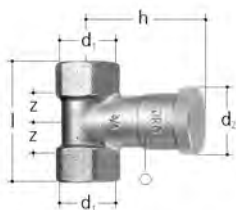
### JRGUTHERM 2T Zirkulationsregler Rotguss

- Temperatur: max. 90°C
- Werkstoff: Rotguss
- Anschluss: Aussengewinde

DN (mm)	Size (inch)	GN (inch)	JRG Code	GF Code	SP	Weight (kg)
15	½	½	6325.015	350 831 421	1	1.033
20	¾	¾	6325.020	350 831 422	1	1.110

DN (mm)	b1 (mm)	d1 G (inch)	d2 (inch)	h1 (mm)	h2 (mm)	h3 (mm)	l1 (mm)	l2 (mm)	l3 (mm)	l4 (mm)	l5 (mm)	l6 (mm)	PN (bar)	⊙ (mm)
15	37	¾	¼	64	57	33	110	6	57	260	82	61	10	4
20	37	1	¼	64	57	33	123	7	64	260	82	61	10	4

6310



### JRG Adjustable socket gunmetal

- Temperature: max. 90°C
  - Material: gunmetal
  - Connection: female thread
- \*as long as stock last


### JRG Reguliermuffe Rotguss

- Temperatur: max. 90°C
  - Werkstoff: Rotguss
  - Anschluss: Innengewinde
- \*solange Vorrat

DN (mm)	Size (inch)	GN (inch)	JRG Code	GF Code	SP	Weight (kg)
15	½	½	6310.240	350 667 301	1	0.291
20	¾	¾	6310.320	350 667 401	1	0.446
*	25	1	6310.400	350 667 501	1	0.830
*	32	1 ¼	6310.480	350 664 301	1	1.300

DN (mm)	d1 Rp (inch)	d2 (mm)	h (mm)	l (mm)	PN (bar)	z (mm)	⊙ (mm)
15	½	32	50	54	16	14	8
20	¾	36	61	64	16	17	12
*	1	42	75	76	16	21	14
*	1 ¼	50	100	90	16	26	17

6320

**JRGUTHERM Circulation controller gunmetal**

- Material: gunmetal
- Factory setting: 57°C (adjustable 36 - 63°C)
- Connection: male thread

**JRGUTHERM Zirkulationsregler Rotguss**

- Werkstoff: Rotguss
- Werkseinstellung: 57°C (Einstellbereich 36 - 63°C)
- Anschluss: Aussengewinde

DN (mm)	Size (inch)	GN (inch)	JRG Code	GF Code	SP	Weight (kg)
15	½	½	<b>6320.914</b>	<b>350 831 401</b>	1	0.500
20	¾	¾	<b>6320.924</b>	<b>350 831 501</b>	1	0.519

DN (mm)	d1 G (inch)	h (mm)	l (mm)	⊘ (mm)	l1 (mm)	l2 (mm)	l3 (mm)	b1 (mm)	PN (bar)
15	¾	64	60	8	194	38	70	37	10
20	1	64	60	8	194	38	70	37	10

6326

**JRG Temperature sensor PT 1000**

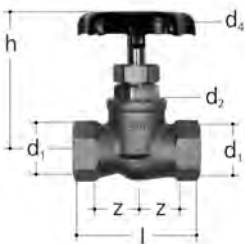
- Temperature: max. 0 - 105°C
- Compatible to: 6325

**JRG Temperaturfühler PT 1000**

- Temperatur: max. 0 - 105°C
- Passend zu: 6325

DN (mm)	Size (inch)	GN (inch)	JRG Code	GF Code	SP	Weight (kg)	d1 G (inch)	l1 (mm)	l2 (mm)	PN (bar)	⊘ (mm)
8	¼	¼	<b>6326.001</b>	<b>350 830 182</b>	1	0.072	¼	46	1000	10	16

6335

**JRG Needle valve gunmetal  
For fine adjustments**

- Temperature: max. 90°C (water, oil, petrol)
- Material: gunmetal, stainless steel, metal (plastic coated)
- Connection: female thread

**JRG Nadelventil Rotguss  
Für Feinregulierung**

- Temperatur: max. 90°C (Wasser, Öl, Benzin)
- Werkstoff: Rotguss, Chromnickelstahl, Metall (kunststoffbeschichtet)
- Anschluss: Innengewinde

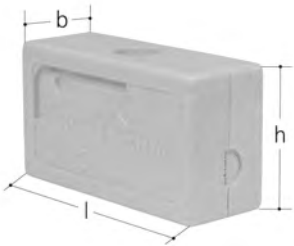
DN (mm)	Thread Type	Size (inch)	JRG Code	GF Code	SP	Weight (kg)
8	GN	¼	<b>6335.080</b>	<b>355 635 544</b>	1	0.280
10	GN	⅜	<b>6335.160</b>	<b>355 635 545</b>	1	0.257
15	GN	½	<b>6335.240</b>	<b>355 635 546</b>	1	0.470
20	GN	¾	<b>6335.320</b>	<b>355 635 547</b>	1	0.496
25	GN	1	<b>6335.400</b>	<b>355 635 548</b>	1	0.970

table continued on the next page



DN	d1	Rp	d2	G	d4	h	l	z	PN
(mm)	(inch)	(inch)	(mm)	(mm)	(mm)	(mm)	(mm)	(mm)	(bar)
8	¼	¼	50	100	45	13	16		
10	¾	¾	50	100	45	13	16		
15	½	½	60	81	60	17	16		
20	¾	¾	70	92	75	23	16		
25	1	1	80	110	90	28	16		

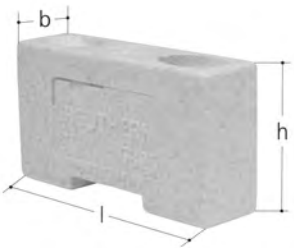
## Accessories Zubehör



### JRGUTHERM Insulation box

#### JRGUTHERM Dämmbox

DN	GN	GF	Weight	l	b	h
(mm)	(inch)	Code	(kg)	(mm)	(mm)	(mm)
15 - 20	½ - ¾	<b>350 849 701</b>	0.055	194	108	73



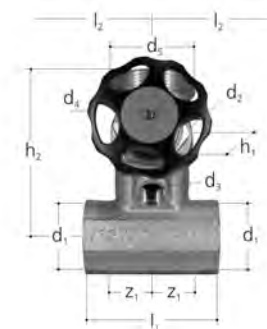
### JRGUTHERM 2T Insulation box

#### JRGUTHERM 2T Dämmbox

DN	GN	GF	Weight	l	b	h
(mm)	(inch)	Code	(kg)	(mm)	(mm)	(mm)
15 - 20	½ - ¾	<b>350 830 183</b>	0.001	260	143	73

## Distribution valves Verteilarmaturen

5120



### JRG LegioStop JRGUSIT distribution valve gunmetal

- Temperature: max. 90°C
- Material: gunmetal, stainless steel, EPDM, plastic
- Connection: stem female thread, outlet male thread
- Spare upper part: see 5395

### JRG LegioStop JRGUSIT Batterieventil Rotguss

- Temperatur: max. 90°C
- Werkstoff: Rotguss, Chromnickelstahl, EPDM, Kunststoff
- Anschluss: Stamm Innengewinde, Ausgang Aussengewinde
- Ersatzoberteil: siehe 5395

DN	Size	DN-DN	JRG	GF	SP	Weight
(mm)	(inch)	(mm)	Code	Code		(kg)
25	1	25-20	<b>5120.100</b>	<b>350 895 900</b>	1	0.800
25	1	25-25	<b>5120.110</b>	<b>350 895 901</b>	1	1.050
32	1 ¼	32-20	<b>5120.200</b>	<b>350 895 902</b>	1	1.000
32	1 ¼	32-25	<b>5120.210</b>	<b>350 895 903</b>	1	1.250
32	1 ¼	32-32	<b>5120.220</b>	<b>350 895 904</b>	1	1.540
40	1 ½	40-20	<b>5120.300</b>	<b>350 895 905</b>	1	1.250

table continued on the next page



DN (mm)	Size (inch)	DN-DN (mm)	JRG Code	GF Code	SP	Weight (kg)
40	1 1/2	40-25	5120.310	350 895 906	1	1.500
40	1 1/2	40-32	5120.320	350 895 907	1	1.810
40	1 1/2	40-40	5120.330	350 895 908	1	2.150
50	2	50-20	5120.400	350 895 909	1	1.750
50	2	50-25	5120.410	350 895 910	1	2.000
50	2	50-32	5120.420	350 895 911	1	2.250
50	2	50-40	5120.430	350 895 912	1	2.615
50	2	50-50	5120.440	350 895 913	1	3.100
65	2 1/2	65-25	5120.500	350 895 914	1	2.500
65	2 1/2	65-32	5120.510	350 895 915	1	2.750
65	2 1/2	65-40	5120.520	350 895 916	1	3.100
65	2 1/2	65-50	5120.530	350 895 917	1	3.700

DN (mm)	Size (inch)	d1 Rp (inch)	d2 G (inch)	d3 Rp (inch)	d4 (mm)	d5 G (inch)	h1 (mm)	h2 (mm)	l1 (mm)	l2 (mm)	z1 (mm)	PN (bar)
25	1	1	3/4	3/8	53	1 1/4	79	98	74	120	20	16
25	1	1	1	3/8	60	1 1/2	89	98	74	120	20	16
32	1 1/4	1 1/4	3/4	3/8	53	1 1/4	79	108	88	130	25	16
32	1 1/4	1 1/4	1	3/8	60	1 1/2	89	108	88	130	25	16
32	1 1/4	1 1/4	1 1/4	3/8	70	2	98	108	88	130	25	16
40	1 1/2	1 1/2	3/4	3/8	53	1 1/4	79	117	98	140	30	16
40	1 1/2	1 1/2	1	3/8	60	1 1/2	89	117	98	140	30	16
40	1 1/2	1 1/2	1 1/4	3/8	70	2	98	117	98	140	30	16
40	1 1/2	1 1/2	1 1/2	3/8	90	2 1/4	109	117	98	140	30	16
50	2	2	3/4	3/8	53	1 1/4	79	140	118	170	35	16
50	2	2	1	3/8	60	1 1/2	89	140	118	170	35	16
50	2	2	1 1/4	3/8	70	2	98	140	118	170	35	16
50	2	2	1 1/2	3/8	90	2 1/4	109	140	118	170	35	16
50	2	2	2	3/8	90	2 3/4	121	140	118	170	35	16
65	2 1/2	2 1/2	1	3/8	60	1 1/2	89	165	124	170	35	16
65	2 1/2	2 1/2	1 1/4	3/8	70	2	98	165	124	170	35	16
65	2 1/2	2 1/2	1 1/2	3/8	90	2 1/4	109	165	124	170	35	16
65	2 1/2	2 1/2	2	3/8	90	2 3/4	121	165	124	170	35	16

5151

**JRG LegioStop JRGUSIT NG distribution valve gunmetal**



- Temperature: max. 90°C
- Material: gunmetal, stainless steel, EPDM, plastic
- Connection: stem female thread, outlet male thread
- Spare upper part: see 5158

**JRG LegioStop JRGUSIT NG Batterieventil Rotguss**


- Temperatur: max. 90°C
- Werkstoff: Rotguss, Chromnickelstahl, EPDM, Kunststoff
- Anschluss: Stamm Innengewinde, Ausgang Aussengewinde
- Ersatzoberteil: siehe 5158

DN (mm)	Size (inch)	DN-DN (mm)	JRG Code	GF Code	SP	Weight (kg)
25	1	25-20	5151.100	350 835 220	1	0.750
25	1	25-25	5151.110	350 835 320	1	0.900
32	1 1/4	32-20	5151.200	350 835 420	1	0.850
32	1 1/4	32-25	5151.210	350 835 520	1	1.000
32	1 1/4	32-32	5151.220	350 835 620	1	1.150
40	1 1/2	40-20	5151.300	350 835 720	1	0.950
40	1 1/2	40-25	5151.310	350 835 820	1	1.100
40	1 1/2	40-32	5151.320	350 835 920	1	1.250
40	1 1/2	40-40	5151.330	350 836 020	1	1.500

table continued on the next page

d1 G	d2 G	d3 G	d4 G	d5 Rp	d6	h1	h2	h3	l1	l2	l3	l4	PN	z	⊙
(inch)	(inch)	(inch)	(inch)	(inch)	(mm)	(mm)	(mm)	(mm)	(mm)	(mm)	(mm)	(mm)	(bar)	(mm)	(mm)
1 ¼	1 ¼	1	¾	¼	53	85	55	7	128	37	8	8	16	83	6
1 ¼	1 ¼	1 ¼	1	¼	60	87	55	8	128	37	8	8	16	83	6
1 ½	1 ½	1	¾	¼	53	85	56	7	139	42	9	9	16	89	6
1 ½	1 ½	1 ¼	1	¼	60	87	56	8	139	42	9	9	16	89	6
1 ½	1 ½	1 ½	1 ¼	¼	70	91	56	9	139	42	9	9	16	89	6
1 ¾	1 ¾	1	¾	¼	53	85	57	7	150	45	10	10	16	96	6
1 ¾	1 ¾	1 ¼	1	¼	60	87	57	8	150	45	10	10	16	96	6
1 ¾	1 ¾	1 ½	1 ¼	¼	70	91	57	9	150	45	10	10	16	96	6
1 ¾	1 ¾	1 ¾	1 ½	¼	90	97	57	10	150	45	10	10	16	96	6

5151



**JRG LegioStop JRGUSIT NG distribution valve gunmetal**

- Temperature: max. 90°C
- Material: gunmetal, stainless steel, EPDM, plastic
- Connection: stem female thread, outlet male thread
- Spare upper part: see 5158

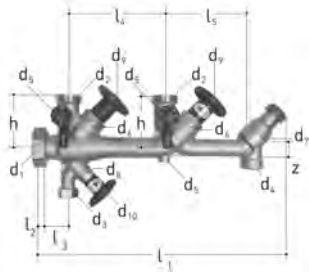
**JRG LegioStop JRGUSIT NG Batterieventil Rotguss**

- Temperatur: max. 90°C
- Werkstoff: Rotguss, Chromnickelstahl, EPDM, Kunststoff
- Anschluss: Stamm Innengewinde, Ausgang Aussengewinde
- Ersatzoberteil: siehe 5158

DN	Size	DN-DN	JRG Code	GF Code	SP	Weight
(mm)	(inch)	(mm)				(kg)
50	2	50-20	5151.400	350 836 120	1	1.500
50	2	50-25	5151.410	350 836 220	1	1.700
50	2	50-32	5151.420	350 836 320	1	1.800
50	2	50-40	5151.430	350 836 420	1	2.100
50	2	50-50	5151.440	350 836 520	1	2.200
65	2 ½	65-25	5151.500	350 836 620	1	2.390
65	2 ½	65-32	5151.510	350 836 720	1	2.600
65	2 ½	65-40	5151.520	350 836 820	1	2.850
65	2 ½	65-50	5151.530	350 836 920	1	2.975
65	2 ½	65-65	5151.540	350 837 020	1	3.735

d1 G	d2 G	d3 G	d4 G	d5 Rp	d6	h1	h2	h3	l1	l2	l3	l4	PN	z	⊙
(inch)	(inch)	(inch)	(inch)	(inch)	(mm)	(mm)	(mm)	(mm)	(mm)	(mm)	(mm)	(mm)	(bar)	(mm)	(mm)
2 ¾	2 ¾	1	¾	¼	53	98	65	7	181	54	11	11	16	116	6
2 ¾	2 ¾	1 ¼	1	¼	60	100	65	8	181	54	11	11	16	116	6
2 ¾	2 ¾	1 ½	1 ¼	¼	70	104	65	9	181	54	11	11	16	116	6
2 ¾	2 ¾	1 ¾	1 ½	¼	90	110	65	10	181	54	11	11	16	116	6
2 ¾	2 ¾	2 ¾	2	¼	90	110	65	11	181	54	11	11	16	116	6
3	3	1 ¼	1	¼	60	108	78	8	185	67	15	15	16	104	6
3	3	1 ½	1 ¼	¼	70	112	78	9	185	67	15	15	16	104	6
3	3	1 ¾	1 ½	¼	90	118	78	10	185	67	15	15	16	104	6
3	3	2 ¾	2	¼	90	118	78	11	185	67	15	15	16	104	6
3	3	3	2 ½	¼	120	138	78	15	185	67	15	15	16	104	6

5191



### JRG LegioStop JRGUSIT Combi distribution fitting gunmetal

- Temperature: max. 90°C
- Material: gunmetal, stainless steel, EPDM, plastic
- Factory setting: 600 kPa (6 bar)
- Connection: inlet female thread, outlet male thread
- Consisting of: stop valve, check valve closable, safety valve, heating charging valve, 2 drain valves, 3 test and closing plugs fitted, cap, non-rising handwheels

### JRG LegioStop JRGUSIT Combi Verteilarmatur Rotguss

- Temperatur: max. 90°C
- Werkstoff: Rotguss, Chromnickelstahl, EPDM, Kunststoff
- Auslieferungszustand: 600 kPa (6 bar)
- Anschluss: Eingang Aussengewinde, Abgang Innengewinde
- Bestehend aus: Absperrventil, Rückflussverhinderer absperbar, Sicherheitsventil, Heizungsfüllventil, 2 Entleerventile, 3 Prüf und Verschlusszapfen montiert, Verschlusskappe, nichtsteigende Handräder

DN (mm)	Size (inch)	DN-DN-DN (mm)	JRG Code	GF Code	SP	Weight (kg)
25	1	25 - 25 - 25	5191.400	355 643 181	1	2.860
32	1 ¼	32 - 25 - 25	5191.480	355 643 183	1	2.900

DN (mm)	d1 G (inch)	d2 G (inch)	d3 G (inch)	d4 Rp (inch)	d5 Rp (inch)	d6 G (inch)	d7 (inch)	d8 G (inch)	d9 (mm)	d10 (mm)	d12 (mm)	h (mm)	l1 (mm)	l2 (mm)
25	1 ¼	1 ¼	¾	¾	¾	1	TR 30 x 1.5	½	60	53	53	77	364	8
32	1 ½	1 ¼	¾	¾	¾	1	TR 30 x 1.5	½	60	53	53	77	365	9

DN (mm)	l3 (mm)	l4 (mm)	l5 (mm)	z (mm)
25	43	145	130	17
32	44	145	130	17

## Accessories Zubehör

5146



### JRGUSIT Plug brass

- Material: brass

### JRGUSIT Stopfen

- Werkstoff: Messing

GN (inch)	DN (mm)	JRG Code	GF Code	SP	Weight (kg)	d G (inch)
1	25	5146.400	350 791 001	1	0.090	1
1 ¼	32	5146.480	350 791 101	1	0.145	1 ¼
1 ½	40	5146.560	350 791 201	1	0.150	1 ½
2	50	5146.640	350 791 301	1	0.300	2
2 ½	65	5146.720	350 823 401	1	0.550	2 ½

5147

**JRGUSIT Reducing nipple brass**

- Material: brass

**JRGUSIT Reduktionsnippel**

- Werkstoff: Messing

GN (inch)	DN (mm)	JRG Code	GF Code	SP	Weight (kg)	d G (inch)	d1 Rp (inch)
1	25	<b>5147.570</b>	<b>350 791 401</b>	1	0.050	1	½
1 ¼	32	<b>5147.578</b>	<b>350 791 501</b>	1	0.100	1 ¼	½
1 ½	40	<b>5147.586</b>	<b>350 791 601</b>	1	0.150	1 ½	½
2	50	<b>5147.594</b>	<b>350 791 701</b>	1	0.320	2	½
2 ½	65	<b>5147.721</b>	<b>350 823 501</b>	1	0.560	2 ½	½

5159

**Double nipple short brass**

- Material: brass

**Doppelnippel, kurz**

- Werkstoff: Messing

GN (inch)	DN (mm)	JRG Code	GF Code	Weight (kg)	d R (inch)	l (mm)
1	25	<b>5159.400</b>	<b>350 941 101</b>	0.100	1	50
1 ¼	32	<b>5159.480</b>	<b>350 941 102</b>	0.200	1 1/4	50
1 ½	40	<b>5159.560</b>	<b>350 941 103</b>	0.350	1 1/2	57
2	50	<b>5159.640</b>	<b>350 941 104</b>	0.200	2	70

5160

**Double nipple brass**

- Material: brass

**Doppelnippel**

- Werkstoff: Messing

d R (inch)	GN (inch)	DN (mm)	JRG Code	GF Code	SP	Weight (kg)	d R (inch)	l (mm)
1	1	25	<b>5160.400</b>	<b>350 773 106</b>	1	0.200	1	80
1 ¼	1 ¼	32	<b>5160.480</b>	<b>350 773 102</b>	1	0.285	1 1/4	80
1 ½	1 ½	40	<b>5160.560</b>	<b>350 773 103</b>	1	0.320	1 1/2	80
2	2	50	<b>5160.640</b>	<b>350 773 104</b>	1	0.510	2	100
2 ½	2 ½	65	<b>5160.720</b>	<b>350 773 105</b>	1	0.850	2 1/2	100

5170

**JRGUSIT NG Adapter gunmetal**

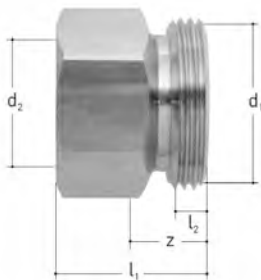
- Material: gunmetal
- Connection: male thread

**JRGUSIT NG Übergang Rotguss**

- Werkstoff: Rotguss
- Anschluss: Aussengewinde

GN (inch)	DN (mm)	JRG Code	GF Code	SP	Weight (kg)	d1 G (inch)	d2 R (inch)	l1 (mm)	l2 (mm)
1	25	5170.400	350 895 060	1	0.180	1 ¼	1	45	7
1 ¼	32	5170.480	350 895 160	1	0.300	1 ½	1 ¼	48	8
1 ½	40	5170.560	350 895 260	1	0.300	1 ¾	1 ½	51	9
2	50	5170.640	350 895 360	1	0.500	2 ⅝	2	57	10
2 ½	65	5170.720	350 895 460	1	0.900	3	2 ½	64	14

5171

**JRGUSIT NG Adapter gunmetal**

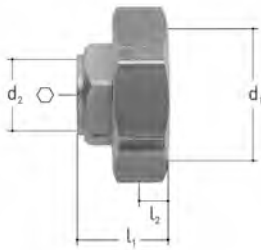
- Material: gunmetal
- Connection: female thread

**JRGUSIT NG Übergang Rotguss**

- Werkstoff: Rotguss
- Anschluss: Innengewinde

GN (inch)	DN (mm)	JRG Code	GF Code	SP	Weight (kg)	d1 G (inch)	d2 Rp (inch)	l1 (mm)	l2 (mm)	z (mm)
1	25	5171.400	350 895 061	1	0.200	1 ¼	1	36	7	19
1 ¼	32	5171.480	350 895 161	1	0.250	1 ½	1 ¼	38	8	19
1 ½	40	5171.560	350 895 261	1	0.300	1 ¾	1 ½	40	9	21
2	50	5171.640	350 895 361	1	0.550	2 ⅝	2	46	10	23
2 ½	65	5171.720	350 895 461	1	1.460	3	2 ½	52	14	25

5174

**JRGUSIT NG sealing cap gunmetal**

- Material: gunmetal
- Connection: female thread
- Supplied with: flat gasket AFM34

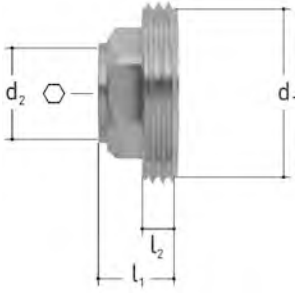
**JRGUSIT NG Verschlusskappe Rotguss**

- Werkstoff: Rotguss
- Anschluss: Innengewinde
- Geliefert mit: Flachdichtung AFM34

Size (inch)	DN (mm)	PN (bar)	JRG Code	GF Code	SP	Weight (kg)	d1 G (inch)	d2 G (inch)	l1 (mm)	l2 (mm)	○ (mm)
1	25	16	5174.400	350 895 064	1	0.156	1 ¼	½	26	7.2	10
1 ¼	32	16	5174.480	350 895 164	1	0.250	1 ½	½	28	9.0	10
1 ½	40	16	5174.560	350 895 264	1	0.350	1 ¾	½	30	10.0	10
2	50	16	5174.640	350 895 364	1	0.500	2 ⅝	½	32	11.0	10
2 ½	65	16	5174.720	350 895 464	1	0.817	3	½	36	14.4	10



5176

**JRGUSIT NG Plug gunmetal**

- Material: gunmetal
- Connection: male thread

**JRGUSIT NG Stopfen Rotguss**

- Werkstoff: Rotguss
- Anschluss: Aussengewinde

DN (mm)	JRG Code	GF Code	SP	Weight (kg)	d1 G (inch)	d2 G (inch)	l1 (mm)	l2 (mm)	⊘ (mm)
25	<b>5176.400</b>	<b>350 895 066</b>	1	0.100	1 ¼	½	18	8	10
32	<b>5176.480</b>	<b>350 895 166</b>	1	0.150	1 ½	½	19	9	10
40	<b>5176.560</b>	<b>350 895 266</b>	1	0.150	1 ¾	½	20	10	10
50	<b>5176.640</b>	<b>350 895 366</b>	1	0.250	2 ¾	½	21	11	10
65	<b>5176.720</b>	<b>350 895 466</b>	1	0.500	3	½	25	15	10

**JRGUSIT NG Profile seal EPDM**

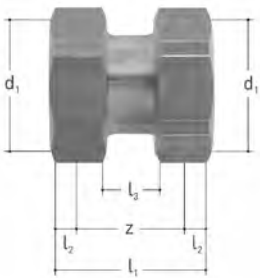
- Material: EPDM

**JRGUSIT NG Profildichtung EPDM**

- Werkstoff: EPDM

DN (mm)	Code	SP	Weight (kg)	d1 (mm)	d2 (mm)	h (mm)
25	<b>351 061 429</b>	1	0.002	39.0	26.5	1.5
32	<b>351 061 439</b>	1	0.002	44.5	33.5	1.5
40	<b>351 061 449</b>	1	0.002	50.5	41.5	1.5
50	<b>351 061 459</b>	1	0.005	66.0	52.0	1.5
65	<b>351 061 469</b>	1	0.007	84.5	67.0	1.5

5178

**JRGUSIT NG socket connection gunmetal**

- Material: gunmetal
- Connection: female thread

**JRGUSIT NG Muffenverschraubung Rotguss**

- Werkstoff: Rotguss
- Anschluss: Innengewinde

Size (inch)	DN (mm)	PN (bar)	JRG Code	GF Code	SP	Weight (kg)	d1 G (inch)	l1 (mm)	l2 (mm)	l3 (mm)	z (mm)
¾	20	16	<b>5178.320</b>	<b>350 894 968</b>	1	0.175	1	46	7	14	32
1	25	16	<b>5178.400</b>	<b>350 895 068</b>	1	0.300	1 ¼	51	8	15	35
1 ¼	32	16	<b>5178.480</b>	<b>350 895 168</b>	1	0.450	1 ½	55	9	16	37
1 ½	40	16	<b>5178.560</b>	<b>350 895 268</b>	1	0.500	1 ¾	59	10	17	39
2	50	16	<b>5178.640</b>	<b>350 895 368</b>	1	1.000	2 ¾	68	11	20	46
2 ½	65	16	<b>5178.720</b>	<b>350 895 468</b>	1	1.600	3	81	15	24	52

# Spare parts Ersatzteile

5158



## JRG LegioStop Upper part

- Description: to JRGUSIT NG
- Temperature: max. 90°C
- Material: gunmetal, stainless steel, EPDM, plastic

## JRG LegioStop Oberteil

- Beschreibung: zu JRGUSIT NG
- Temperatur: max. 90°C
- Werkstoff: Rotguss, Chromnickelstahl, EPDM, Kunststoff

GN (inch)	DN (mm)	JRG Code	GF Code	SP	Weight (kg)	d2 G (inch)	d4 (mm)	h (mm)	hub max. (mm)
¾	20	5158.320	350 894 917	1	0.200	¾	53	42.5	11.0
1	25	5158.400	350 895 017	1	0.345	1	60	37.0	13.0
1 ¼	32	5158.480	350 895 117	1	0.450	1 ¼	70	34.5	15.0
1 ½	40	5158.560	350 895 217	1	0.635	1 ½	90	32.0	17.0
2	50	5158.640	350 895 317	1	0.760	2	90	42.0	20.5
2 ½	65	5158.720	350 895 417	1	1.400	2 ½	120	48.0	29.5

# Bypass mixing valves Verschneidearmatur

5195



## JRG bypass mixing valve gunmetal DN25/32

- Temperature: max. 65°C (short-term 90°C)
- Material: gunmetal, stainless steel, POM, EPDM, plastic
- Connection: male thread
- Consisting of: bypass, shut-off, fixed adjustable raw water admixture, back flow preventer, connection piece

## JRG Verschneidearmatur Rotguss DN25/32

- Temperatur: max. 65°C (kurzfristig 90°C)
- Werkstoff: Rotguss, Chromnickelstahl, POM, EPDM, Kunststoff
- Anschluss: Aussengewinde
- Bestehend aus: Umgehung, Absperrung, fest einstellbare Rohwasserbeimischung, Rückflussverhinderer, Anschlussstück

GN (inch)	DN (mm)	JRG Code	GF Code	SP	Weight (kg)
1	25	5195.025	351 114 903	1	2.624
1 ¼	32	5195.032	351 114 913	1	2.720

GN (inch)	DN (mm)	d1 G (inch)	d2 G (inch)	d3 G (inch)	d4 G (inch)	d5 Rp (inch)	h1 (mm)	h2 (mm)	h3 (mm)	l1 (mm)	l2 (mm)	l3 (mm)	□	PN (bar)
1	25	1 ¼	1 ¼	1	½	¾	10	35	105	100	115	75	6	16
1 ¼	32	1 ½	1 ¼	1	½	¾	10	35	105	120	115	75	6	16

5195



**JRG bypass mixing valve gunmetal  
DN40/50**

- Temperature: max. 65°C (short-term 90°C)
- Material: gunmetal, stainless steel, POM, EPDM, plastic
- Connection: male thread
- Consisting of: bypass, shut-off, fixed adjustable and volume-controlled raw water admixture, back flow preventer, connection piece

**JRG Verschneidearmatur Rotguss  
DN40/50**

- Temperatur: max. 65°C (kurzfristig 90°C)
- Werkstoff: Rotguss, Chromnickelstahl, POM, EPDM, Kunststoff
- Anschluss: Aussengewinde
- Bestehend aus: Umgehung, Absperrung, fest einstellbare und volumengesteuerte Rohwasserbeimischung, Rückflussverhinderer, Anschlussstück

GN (inch)	DN (mm)	JRG Code	GF Code	SP	Weight (kg)
1 ½	40	5195.040	351 114 983	1	7.300
2	50	5195.050	351 114 993	1	7.700

GN (inch)	DN (mm)	d1 G (inch)	d2 G (inch)	d3 G (inch)	d4 G (inch)	d5 Rp (inch)	d6 G (inch)	h1 (mm)	h2 (mm)	h3 (mm)	l1 (mm)	l2 (mm)	l3 (mm)	□	PN (bar)
1 ½	40	1 ¾	1 ½	1 ½	½	¼	1 ¼	16	30	130	145	180	110	6	16
2	50	2 ¾	1 ½	1 ½	½	¼	1 ¼	16	30	130	175	180	110	6	16

5198



**JRG bypass mixing valve gunmetal**

- Temperature: max. 65°C (short-term 90°C)
- Material: gunmetal, stainless steel, POM, EPDM, plastic
- Connection: male thread
- Consisting of: bypass, shut-off, fixed adjustable raw water admixture, back flow preventer, without connection piece

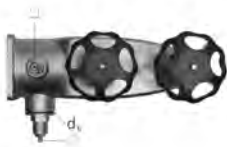
**JRG Verschneidearmatur Rotguss**

- Temperatur: max. 65°C (kurzfristig 90°C)
- Werkstoff: Rotguss, Chromnickelstahl, POM, EPDM, Kunststoff
- Anschluss: Aussengewinde
- Bestehend aus: Umgehung, Absperrung, fest einstellbare und volumengesteuerte Rohwasserbeimischung, Rückflussverhinderer, ohne Anschlussstück

GN (inch)	DN (mm)	JRG Code	GF Code	SP	Weight (kg)
1 - 1 ¼	25 - 32	5198.001	351 114 905	1	2.020

GN (inch)	DN (mm)	d2 G (inch)	d3 G (inch)	d4 G (inch)	d5 Rp (inch)	h1 (mm)	h2 (mm)	h3 (mm)	l2 (mm)	l3 (mm)	□	PN (bar)
1 - 1 ¼	25 - 32	1 ¼	1	½	¼	10	35	105	80	75	6	16

5198



### JRG bypass mixing valve gunmetal

- Temperature: max. 65°C (short-term 90°C)
- Material: gunmetal, stainless steel, POM, EPDM, plastic
- Connection: male thread
- Consisting of: bypass, shut-off, fixed adjustable and volume-controlled raw water admixture, back flow preventer, without connection piece

### JRG Verschneidearmatur Rotguss

- Temperatur: max. 65°C (kurzfristig 90°C)
- Werkstoff: Rotguss, Chromnickelstahl, POM, EPDM, Kunststoff
- Anschluss: Aussengewinde
- Bestehend aus: Umgehung, Absperrung, fest einstellbare und volumengesteuerte Rohwasserbeimischung, Rückflussverhinderer, ohne Anschlussstück

GN (inch)	DN (mm)	JRG Code	GF Code	SP	Weight (kg)
1 ½ - 2	40 - 50	5198.002	351 114 985	1	5.550

GN (inch)	DN (mm)	d2 G (inch)	d3 G (inch)	d4 G (inch)	d5 Rp (inch)	d6 G (inch)	h1 (mm)	h2 (mm)	h3 (mm)	l2 (mm)	l3 (mm)	PN (bar)	□
1 ½ - 2	40 - 50	1 ½	1 ½	½	¼	1 ¼	16	30	130	130	110	16	6

## Accessories Zubehör

5196



### JRG Connection piece with blind flange gunmetal

- Description: to JRG bypass mixing valve
- Material: gunmetal, EPDM

### JRG Anschlussstück mit Blinddeckel Rotguss

- Beschreibung: zu JRG Verschneidearmatur
- Werkstoff: Rotguss, EPDM

GN (inch)	Size (inch)	DN (mm)	PN (bar)	JRG Code	GF Code	SP	Weight (kg)
1	1	25	16	5196.025	351 114 902	1	0.850
1 ¼	1 ¼	32	16	5196.032	351 114 912	1	0.970
1 ½	1 ½	40	16	5196.040	351 114 982	1	2.410
2	2	50	16	5196.050	351 114 992	1	2.810

GN (inch)	Size (inch)	DN (mm)	d1 G (inch)	d5 Rp (inch)	h (mm)	l1 (mm)	l2 (mm)	○ (mm)
1	1	25	1 ¼	¼	68	100	60	5
1 ¼	1 ¼	32	1 ½	¼	68	120	60	5
1 ½	1 ½	40	1 ¾	¼	100	145	92	6
2	2	50	2 ¾	¼	100	175	92	6

# Spare parts Ersatzteile

5197



## JRG Blind flange gunmetal

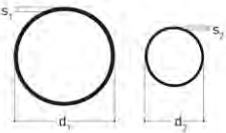
- Description: to 5196
- Material: gunmetal, EPDM

## Blindeckel Rotguss

- Beschreibung: zu 5196
- Werkstoff: Rotguss, EPDM

GN (inch)	DN (mm)	JRG Code	GF Code	SP	Weight (kg)	PN (bar)	⊙ (mm)
1 - 1 ¼	25 - 32	5197.001	351 114 904	1	0.220	16	5
1 ½ - 2	40 - 50	5197.002	351 114 984	1	0.750	16	6

5199



## JRG O-ring set EPDM


- Description: to JRG bypass mixing valve
- Material: EPDM

## JRG O-Ring Set EPDM

- Beschreibung: zu JRG Verschneidarmatur
- Werkstoff: EPDM

GN (inch)	DN (mm)	JRG Code	GF Code	SP	Weight (kg)	d1 (mm)	d2 (mm)	s1 (mm)	s2 (mm)
1 - 1 ¼	25 - 32	5199.001	351 114 907	1	0.010	58.42	34.65	2.62	1.78
1 ½ - 2	40 - 50	5199.002	351 114 987	1	0.010	88.50	52.07	3.53	2.62

5199



## JRG Check valve POM

- Description: to JRG bypass mixing valve
- Material: POM, EPDM

## JRG Rückflussverhinderer POM

- Beschreibung: zu JRG Verschneidarmatur
- Werkstoff: POM, EPDM

GN (inch)	DN (mm)	JRG Code	GF Code	SP	Weight (kg)	d (mm)	l (mm)
1 - 1 ¼	25 - 32	5199.011	351 114 908	1	0.020	31.4	35
1 ½ - 2	40 - 50	5199.012	351 114 988	1	0.060	49.5	54

5199



### JRG Upper part gunmetal

- Description: to JRG bypass mixing valve
- Material: gunmetal, EPDM

### JRG Oberteil Rotguss

- Beschreibung: zu JRG Verschneidarmatur
- Werkstoff: Rotguss, EPDM

GN (inch)	DN (mm)	JRG Code	GF Code	SP	Weight (kg)	d6 G (inch)	□
1 ½ - 2	40 - 50	<b>5199.022</b>	<b>351 114 981</b>	1	0.365	1 ¼	6

## Slanted seat valves Schrägsitzventile

5200



### JRG LegioStop Y-type valve gunmetal

- Description: free of water pockets and maintenance free top, non rising handwheel with optical position indicator, valve seat and valve stem made of stainless steel
- Temperature: max. 90°C
- Material: gunmetal, stainless steel, EPDM, plastic
- Connection: female thread

### JRG LegioStop Schrägsitzventil Rotguss Mit Innengewinde bis DN 50 Ohne Anschluss für Entleerung

- Beschreibung: Totraum- und wartungsfreies Oberteil, nichtsteigendes Handrad mit optischer Stellungsanzeige, Ventilsitz und Ventilstange aus Chromnickelstahl
- Temperatur: max. 90°C
- Werkstoff: Rotguss, Chromnickelstahl, EPDM, Kunststoff
- Anschluss: Innengewinde

GN (inch)	Size (inch)	DN (mm)	JRG Code	GF Code	SP	Weight (kg)
½	½	15	<b>5200.240</b>	<b>350 895 600</b>	1	0.345
¾	¾	20	<b>5200.320</b>	<b>350 895 601</b>	1	0.500
1	1	25	<b>5200.400</b>	<b>350 895 602</b>	1	0.875
1 ¼	1 ¼	32	<b>5200.480</b>	<b>350 895 603</b>	1	1.268
1 ½	1 ½	40	<b>5200.560</b>	<b>350 895 604</b>	1	1.600
2	2	50	<b>5200.640</b>	<b>350 895 605</b>	1	2.500

d1 Rp (inch)	d2 G (inch)	d4 (mm)	h (mm)	l1 (mm)	l2 (mm)	PN (bar)	z1 (mm)	z2 (mm)
½	½	53	87	65	46	16	10	27
¾	¾	53	105	75	56	16	12	33
1	1	60	117	90	59	16	15	40
1 ¼	1 ¼	70	130	110	59	16	19	52
1 ½	1 ½	90	148	120	67	16	20	61
2	2	90	169	150	67	16	23	77

5200



**JRG LegioStop Y-type valve gunmetal**

- Description: free of water pockets and maintenance free top, rising handwheel, valve seat and valve stem made of stainless steel
- Temperature: max. 90°C
- Material: gunmetal, stainless steel, EPDM, metal
- Connection: female thread

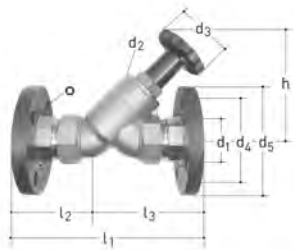
**JRG LegioStop Schrägsitzventil Rotguss  
Mit Innengewinde ab DN 65  
Ohne Anschluss für Entleerung**

- Beschreibung: Totraum- und wartungsfreies Oberteil, steigendes Handrad, Ventilsitz und Ventilstange aus Chromnickelstahl
- Temperatur: max. 90°C
- Werkstoff: Rotguss, Chromnickelstahl, EPDM, Metall
- Anschluss: Innengewinde

GN	Size	DN	JRG	GF	SP	Weight
(inch)	(inch)	(mm)	Code	Code		(kg)
2 ½	2 ½	65	<b>5200.720</b>	<b>350 818 706</b>	1	4.200
3	3	80	<b>5200.800</b>	<b>350 818 806</b>	1	5.750

d1 Rp	d2 G	d4	h	l1	l2	PN	z1	z2
(inch)	(inch)	(mm)	(mm)	(mm)	(mm)	(bar)	(mm)	(mm)
2 ½	2 ½	120	260	180	132	16	22	98
3	3	120	277	210	127	16	27	117

5204



**JRG LegioStop Y-type valve with flanges gunmetal**

- Description: free of water pockets and maintenance free top, non rising handwheel with optical position indicator, valve seat and valve stem made of stainless steel, drilled with flanges according to SN EN 1092, loose flange made of PP-GF with steel insert
- Temperature: max. 90°C
- Material: gunmetal, stainless steel, EPDM, plastic
- Connection: flange
- \*as long as stock last

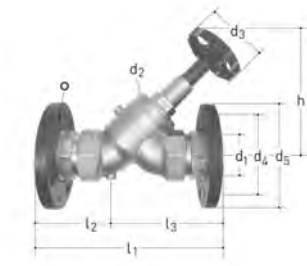
**JRG LegioStop Schrägsitzventil mit Flansch Rotguss**

- Beschreibung: Totraum- und wartungsfreies Oberteil, nichtsteigendes Handrad mit optischer Stellungsanzeige, Ventilsitz und Ventilstange aus Chromnickelstahl, gebohrt mit Flanschen nach SN EN 1092, loser Flansch aus PP-GF mit Stahleinlage
- Temperatur: max. 90°C
- Werkstoff: Rotguss, Chromnickelstahl, EPDM, Kunststoff
- Anschluss: Flansch
- \*solange Vorrat

	DN	d	JRG	GF	SP	Weight
	(mm)	(mm)	Code	Code		(kg)
*	25	25	<b>5204.025</b>	<b>350 895 726</b>	1	2.530
*	32	32	<b>5204.032</b>	<b>350 895 727</b>	1	3.500
*	40	40	<b>5204.040</b>	<b>350 895 728</b>	1	4.540
*	50	50	<b>5204.050</b>	<b>350 895 729</b>	1	7.080

	DN	d1	d2 G	d3	d4	d5	h	l1	l2	l3	PN	○
	(mm)	(mm)	(inch)	(mm)	(mm)	(mm)	(mm)	(mm)	(mm)	(mm)	(bar)	
*	25	25	1	60	85	115	117	188	82	107	16	4x14
*	32	32	1 ¼	70	100	140	130	213	90	123	16	4x18
*	40	40	1 ½	90	110	150	148	229	94	135	16	4x18
*	50	50	2	90	125	165	169	262	104	158	16	4x18

5204



### JRG LegioStop Y-type valve with flanges gunmetal

- Description: free of water pockets and maintenance free top, rising handwheel, valve seat and valve stem made of stainless steel, drilled with flanges according to SN EN 1092, loose flange made of PP-GF with steel insert
- Temperature: max. 90°C
- Material: gunmetal, stainless steel, EPDM, metal
- Connection: flange
- \*as long as stock last

### JRG LegioStop Schrägsitzventil mit Flansch Rotguss

- Beschreibung: Totraum- und wartungsfreies Oberteil, steigendes Handrad, Ventilsitz und Ventilstange aus Chromnickelstahl, gebohrt mit Flanschen nach SN EN 1092, loser Flansch aus PP-GF mit Stahleinlage
- Temperatur: max. 90°C
- Werkstoff: Rotguss, Chromnickelstahl, EPDM, Metall
- Anschluss: Flansch
- \*solange Vorrat

	DN (mm)	d (mm)	JRG Code	GF Code	SP	Weight (kg)
*	65	65	5204.065	350 895 730	1	10.340
*	80	80	5204.080	350 895 731	1	13.020

	DN (mm)	d1 (mm)	d2 G (inch)	d3 (mm)	d4 (mm)	d5 (mm)	h (mm)	l1 (mm)	l2 (mm)	l3 (mm)	PN (bar)	○
*	65	65	2 ½	120	145	185	260	296	110	187	16	4x18
*	80	80	3	120	160	200	277	333	122	212	16	8x18

5207



### JRG LegioStop Y-type valve Optipress / Sanpress gunmetal

- Description: free of water pockets and maintenance free top, non rising handwheel with optical position indicator, valve seat and valve stem made of stainless steel
- Temperature: max. 90°C
- Material: gunmetal, stainless steel, EPDM, plastic
- Connection: Optipress / Sanpress

### JRG LegioStop Schrägsitzventil Optipress / Sanpress Rotguss

- Beschreibung: Totraum- und wartungsfreies Oberteil, nichtsteigendes Handrad mit optischer Stellungsanzeige, Ventilsitz und Ventilstange aus Chromnickelstahl
- Temperatur: max. 90°C
- Werkstoff: Rotguss, Chromnickelstahl, EPDM, Kunststoff
- Anschluss: Optipress / Sanpress

d (mm)	DN (mm)	JRG Code	GF Code	SP	Weight (kg)
15	12	5207.015	350 895 612	1	0.420
18	15	5207.018	350 895 613	1	0.430
22	20	5207.022	350 895 614	1	0.650
28	25	5207.028	350 895 615	1	1.100
35	32	5207.035	350 895 616	1	1.540
42	40	5207.042	350 895 617	1	2.508
54	50	5207.054	350 895 618	1	3.570

d1 (mm)	d2 G (inch)	d4 (mm)	h (mm)	l1 (mm)	l2 (mm)	z1 (mm)	z2 (mm)	PN (bar)
15	½	53	87	131	13	33	50	16
18	½	53	87	131	13	33	50	16
22	¾	53	105	146	21	39	60	16
28	1	60	117	166	21	47	72	16
35	1 ¼	70	130	196	16	56	89	16
42	1 ½	90	148	226	14	57	98	16
54	2	90	169	264	10	59	113	16



5208



### JRG LegioStop Y-type valve Mapress gunmetal

- Description: free of water pockets and maintenance free top, non rising handwheel with optical position indicator, valve seat and valve stem made of stainless steel
- Temperature: max. 90°C
- Material: gunmetal, brass, EPDM, plastic
- Connection: Mapress

### JRG LegioStop Schrägsitzventil Rotguss Mit Übergänge Mapress Ohne Anschluss für Entleerung

- Beschreibung: Totraum- und wartungsfreies Oberteil, nichtsteigendes Handrad mit optischer Stellungsanzeige, Ventilsitz und Ventilstange aus Chromnickelstahl
- Temperatur: max. 90°C
- Werkstoff: Rotguss, Messing, EPDM, Kunststoff
- Anschluss: Mapress

d (mm)	DN (mm)	JRG Code	GF Code	SP	Weight (kg)
15	12	5208.015	350 895 619	1	0.440
18	15	5208.018	350 895 620	1	0.450
22	20	5208.022	350 895 621	1	0.660
28	25	5208.028	350 895 622	1	1.080
35	32	5208.035	350 895 623	1	1.570
42	40	5208.042	350 895 624	1	2.040
54	50	5208.054	350 895 625	1	3.230

d1 (mm)	d2 G (inch)	d4 (mm)	h (mm)	l1 (mm)	l2 (mm)	z1 (mm)	z2 (mm)	PN (bar)
15	½	53	87	123	17	33	50	16
18	½	53	87	125	16	33	51	16
22	¾	53	105	133	27	35	56	16
28	1	60	117	152	28	40	66	16
35	1 ¼	70	130	178	25	46	80	16
42	1 ½	90	148	196	29	48	89	16
54	2	90	169	282	21	79	133	16

5208



### JRG LegioStop Y-type valve Mapress gunmetal

- Description: free of water pockets and maintenance free top, rising handwheel, valve seat and valve stem made of stainless steel
- Temperature: max. 90°C
- Material: gunmetal, stainless steel, EPDM, metal
- Connection: Mapress

### JRG LegioStop Schrägsitzventil Rotguss Mit Übergänge Mapress ab DN 65 Ohne Anschluss für Entleerung

- Beschreibung: Totraum- und wartungsfreies Oberteil, steigendes Handrad, Ventilsitz und Ventilstange aus Chromnickelstahl
- Temperatur: max. 90°C
- Werkstoff: Rotguss, Chromnickelstahl, EPDM, Metall
- Anschluss: Mapress

d (mm)	DN (mm)	JRG Code	GF Code	SP	Weight (kg)
76.1	65	5208.076	350 818 723	1	5.760
88.9	80	5208.088	350 818 818	1	8.155

d (mm)	DN (mm)	d1 (mm)	d2 G (inch)	d4 (mm)	h (mm)	l1 (mm)	l2 (mm)	z1 (mm)	z2 (mm)	PN (bar)
76.1	65	76	2 ½	120	260	365	39	92	168	16
88.9	80	89	3	120	277	425	20	108	198	16

5211



### JRG LegioStop Y-type valve gunmetal

- Description: free of water pockets and maintenance free top, non rising handwheel with optical position indicator, valve seat and valve stem made of stainless steel
- Temperature: max. 90°C
- Material: gunmetal, stainless steel, EPDM, plastic
- Connection: male thread

### JRG LegioStop Schrägsitzventil Rotguss Mit Aussengewinde bis DN 50

- Beschreibung: Totraum- und wartungsfreies Oberteil, nichtsteigendes Handrad mit optischer Stellungsanzeige, Ventilsitz und Ventilstange aus Chromnickelstahl
- Temperatur: max. 90°C
- Werkstoff: Rotguss, Chromnickelstahl, EPDM, Kunststoff
- Anschluss: Aussengewinde

Size (inch)	DN (mm)	JRG Code	GF Code	SP	Weight (kg)
½	15	5211.015	350 895 651	1	0.350
¾	20	5211.020	350 895 652	1	0.530
1	25	5211.025	350 895 653	1	0.840
1 ¼	32	5211.032	350 895 654	1	1.130
1 ½	40	5211.040	350 895 655	1	1.620
2	50	5211.050	350 895 656	1	2.330

d1 G (inch)	d2 G (inch)	d3 Rp (inch)	d4 (mm)	h (mm)	l1 (mm)	l2 (mm)	l3 (mm)	l4 (mm)	l5 (mm)	PN (bar)	○ (mm)
¾	½	¼	53	87	75	35	24	52	6	16	6
1	¾	¼	53	105	87	42	24	63	7	16	6
1 ¼	1	¼	60	117	99	42	24	75	8	16	6
1 ½	1 ¼	¼	70	130	118	42	30	89	9	16	6
1 ¾	1 ½	¼	90	148	130	48	31	100	10	16	6
2 ¾	2	¼	90	169	155	49	35	120	11	16	6

5211



### JRG LegioStop Y-type valve gunmetal

- Description: free of water pockets and maintenance free top, rising handwheel, valve seat and valve stem made of stainless steel
- Temperature: max. 90°C
- Material: gunmetal, stainless steel, EPDM, metal
- Connection: male thread

### JRG LegioStop Schrägsitzventil Rotguss Mit Aussengewinde ab DN 65

- Beschreibung: Totraum- und wartungsfreies Oberteil, steigendes Handrad, Ventilsitz und Ventilstange aus Chromnickelstahl
- Temperatur: max. 90°C
- Werkstoff: Rotguss, Chromnickelstahl, EPDM, Metall
- Anschluss: Aussengewinde

Size (inch)	DN (mm)	JRG Code	GF Code	SP	Weight (kg)
2 ½	65	5211.065	351 057 004	1	4.060
3	80	5211.080	351 057 104	1	5.170

d1 G (inch)	d2 G (inch)	d3 Rp (inch)	d4 (mm)	h (mm)	l1 (mm)	l2 (mm)	l3 (mm)	l4 (mm)	l5 (mm)	PN (bar)	○ (mm)
3	2 ½	¼	120	260	190	113	43	147	15	16	6
3 ½	3	¼	120	277	215	122	60	155	16	16	6

5213



**JRG LegioStop Y-type valve with screw connections Mapress gunmetal**

- Description: free of water pockets and maintenance free top, non rising handwheel with optical position indicator, valve seat and valve stem made of stainless steel
- Temperature: max. 90°C
- Material: gunmetal, stainless steel, EPDM, plastic
- Connection: Mapress

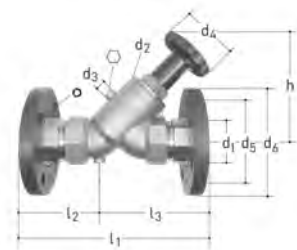
**JRG LegioStop Schrägsitzventil Rotguss Mit Verschraubung Mapress**

- Beschreibung: Totraum- und wartungsfreies Oberteil, nichtsteigendes Handrad mit optischer Stellungsanzeige, Ventilsitz und Ventilstange aus Chromnickelstahl
- Temperatur: max. 90°C
- Werkstoff: Rotguss, Chromnickelstahl, EPDM, Kunststoff
- Anschluss: Mapress

d (mm)	DN (mm)	JRG Code	GF Code	SP	Weight (kg)
15	12	5213.015	350 895 663	1	0.510
18	15	5213.018	350 895 664	1	0.500
22	20	5213.022	350 895 665	1	0.740
28	25	5213.028	350 895 666	1	1.180
35	32	5213.035	350 895 667	1	1.500
42	40	5213.042	350 895 668	1	2.025
54	50	5213.054	350 895 669	1	3.170

d (mm)	DN (mm)	d1 G (inch)	d2 G (inch)	d3 Rp (inch)	d4 (mm)	h (mm)	l1 (mm)	l2 (mm)	z1 (mm)	z2 (mm)	PN (bar)	⊙ (mm)
15	12	3/4	1/2	1/4	53	87	136	5	35	63	16	6
18	15	3/4	1/2	1/4	53	87	136	5	35	63	16	6
22	20	1	3/4	1/4	53	105	150	10	35	74	16	6
28	25	1 1/4	1	1/4	60	117	170	7	37	87	16	6
35	32	1 1/2	1 1/4	1/4	70	130	195	4	43	102	16	6
42	40	1 3/4	1 1/2	1/4	90	148	215	6	44	113	16	6
54	50	2 3/8	2	1/4	90	169	252	2	49	134	16	6

5220



**JRG LegioStop Y-type valve gunmetal With flanges**

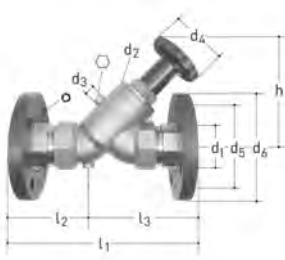
- Description: free of water pockets and maintenance free top, non rising handwheel with optical position indicator, valve seat and valve stem made of stainless steel, drilled with flanges according to SN EN 1092, loose flange made of PP-GF with steel insert
- Temperature: max. 90°C
- Material: gunmetal, stainless steel, EPDM, plastic
- Connection: flange

**JRG LegioStop Schrägsitzventil Rotguss Mit Flansch**

- Beschreibung: Totraum- und wartungsfreies Oberteil, nichtsteigendes Handrad mit optischer Stellungsanzeige, Ventilsitz und Ventilstange aus Chromnickelstahl, gebohrt mit Flanschen nach SN EN 1092, loser Flansch aus PP-GF mit Stahleinlage
- Temperatur: max. 90°C
- Werkstoff: Rotguss, Chromnickelstahl, EPDM, Kunststoff
- Anschluss: Flansch

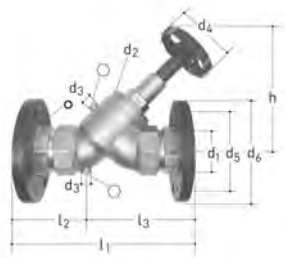
DN (mm)	d (mm)	JRG Code	GF Code	SP	Weight (kg)
25	25	5220.025	350 895 526	1	2.550
32	32	5220.032	350 895 527	1	3.520
40	40	5220.040	350 895 528	1	4.560
50	50	5220.050	350 895 529	1	7.090

table continued on the next page



DN	d1	d2 G	d3 Rp	d4	d5	d6	h	l1	l2	l3	PN	○	⬡
(mm)	(mm)	(inch)	(inch)	(mm)	(mm)	(mm)	(mm)	(mm)	(mm)	(mm)	(bar)		(mm)
25	25	1	¼	60	85	115	117	188	82	107	16	4x14	6
32	32	1 ¼	¼	70	100	140	130	213	90	123	16	4x18	6
40	40	1 ½	¼	90	110	150	148	229	94	135	16	4x18	6
50	50	2	¼	90	125	165	169	262	104	158	16	4x18	6

5220



### JRG LegioStop Y-type valve gunmetal With flanges

- Description: free of water pockets and maintenance free top, rising handwheel, valve seat and valve stem made of stainless steel, drilled with flanges according to SN EN 1092, loose flange made of PP-GF with steel insert
- Temperature: max. 90°C
- Material: gunmetal, stainless steel, EPDM, metal
- Connection: flange

### JRG LegioStop Schrägsitzventil Rotguss Mit Flansch

- Beschreibung: Totraum- und wartungsfreies Oberteil, steigendes Handrad, Ventilsitz und Ventilstange aus Chromnickelstahl, gebohrt mit Flanschen nach SN EN 1092, loser Flansch aus PP-GF mit Stahleinlage
- Temperatur: max. 90°C
- Werkstoff: Rotguss, Chromnickelstahl, EPDM, Metall
- Anschluss: Flansch

DN	d	JRG	GF	SP	Weight
(mm)	(mm)	Code	Code		(kg)
65	65	5220.065	350 895 936	1	10.360
80	80	5220.080	350 895 937	1	13.030

DN	d1	d2 G	d3 Rp	d4	d5	d6	h	l1	l2	l3	PN	○	⬡
(mm)	(mm)	(inch)	(inch)	(mm)	(mm)	(mm)	(mm)	(mm)	(mm)	(mm)	(bar)		(mm)
65	65	2 ½	¼	120	145	185	260	296	110	187	16	4x18	6
80	80	3	¼	120	160	200	277	333	122	212	16	8x18	6

5221



### JRG LegioStop Y-type valve gunmetal

- Description: free of water pockets and maintenance free top, non rising handwheel with optical position indicator, valve seat and valve stem made of stainless steel
- Temperature: max. 90°C
- Material: gunmetal, stainless steel, EPDM, plastic
- Connection: female thread

### JRG LegioStop Schrägsitzventil Rotguss Mit Innengewinde bis DN 50

- Beschreibung: Totraum- und wartungsfreies Oberteil, nichtsteigendes Handrad mit optischer Stellungsanzeige, Ventilsitz und Ventilstange aus Chromnickelstahl
- Temperatur: max. 90°C
- Werkstoff: Rotguss, Chromnickelstahl, EPDM, Kunststoff
- Anschluss: Innengewinde

GN (inch)	Size (inch)	DN (mm)	JRG Code	GF Code	SP	Weight (kg)
½	½	15	5221.240	350 895 633	1	0.370
¾	¾	20	5221.320	350 895 634	1	0.554
1	1	25	5221.400	350 895 635	1	0.890
1 ¼	1 ¼	32	5221.480	350 895 636	1	1.280
1 ½	1 ½	40	5221.560	350 895 637	1	1.610
2	2	50	5221.640	350 895 638	1	2.520

d1 Rp (inch)	d2 G (inch)	d3 Rp (inch)	d4 (mm)	h (mm)	l1 (mm)	l2 (mm)	z1 (mm)	z2 (mm)	PN (bar)	○ (mm)
½	½	¼	53	87	65	46	10	27	16	6
¾	¾	¼	53	105	75	56	12	33	16	6
1	1	¼	60	117	90	59	15	40	16	6
1 ¼	1 ¼	¼	70	130	110	59	19	52	16	6
1 ½	1 ½	¼	90	148	120	67	20	61	16	6
2	2	¼	90	169	150	67	23	77	16	6

5221



### JRG LegioStop Y-type valve gunmetal

- Description: free of water pockets and maintenance free top, rising handwheel, valve seat and valve stem made of stainless steel
- Temperature: max. 90°C
- Material: gunmetal, stainless steel, EPDM, metal
- Connection: female thread

### JRG LegioStop Schrägsitzventil Rotguss Mit Innengewinde ab DN 65

- Beschreibung: Totraum- und wartungsfreies Oberteil, steigendes Handrad, Ventilsitz und Ventilstange aus Chromnickelstahl
- Temperatur: max. 90°C
- Werkstoff: Rotguss, Chromnickelstahl, EPDM, Metall
- Anschluss: Innengewinde

GN (inch)	Size (inch)	DN (mm)	JRG Code	GF Code	SP	Weight (kg)
2 ½	2 ½	65	5221.720	350 818 707	1	4.220
3	3	80	5221.800	350 818 807	1	5.690

d1 Rp (inch)	d2 G (inch)	d3 Rp (inch)	d4 (mm)	h (mm)	l1 (mm)	l2 (mm)	z1 (mm)	z2 (mm)	PN (bar)	○ (mm)
2 ½	2 ½	¼	120	260	180	132	22	98	16	6
3	3	¼	120	277	210	127	27	117	16	6

5222



### JRG Sanipex MT LegioStop Y-type valve gunmetal

- Description: free of water pockets and maintenance free top, non rising handwheel with optical position indicator, valve seat and valve stem made of stainless steel
- Temperature: max. 90°C
- Material: gunmetal, stainless steel, EPDM, plastic
- Connection: JRG Sanipex MT

### JRG Sanipex MT LegioStop Schrägsitzventil Rotguss

- Beschreibung: Totraum- und wartungsfreies Oberteil, nichtsteigendes Handrad mit optischer Stellungsanzeige, Ventilsitz und Ventilstange aus Chromnickelstahl
- Temperatur: max. 90°C
- Werkstoff: Rotguss, Chromnickelstahl, EPDM, Kunststoff
- Anschluss: JRG Sanipex MT

d (mm)	DN (mm)	JRG Code	GF Code	SP	Weight (kg)
16	12	5222.016	350 895 732	1	0.360
20	15	5222.020	350 895 733	1	0.390
26	20	5222.026	350 895 734	1	0.590
32	25	5222.032	350 895 735	1	0.950
40	32	5222.040	350 895 736	1	1.360
50	40	5222.050	351 650 970	1	2.160
63	50	5222.063	351 663 970	1	3.380

d (mm)	DN (mm)	d1 (mm)	d2 G (inch)	d3 Rp (inch)	d4 (mm)	h (mm)	l1 (mm)	l2 (mm)	z1 (mm)	z2 (mm)	PN (bar)	○ (mm)
16	12	16	½	¼	53	87	115	133	28	50	10	6
20	15	20	½	¼	53	87	122	137	27	51	10	6
26	20	26	¾	¼	53	105	148	160	27	63	10	6
32	25	32	1	¼	60	117	178	182	28	75	10	6
40	32	40	1 ¼	¼	70	130	212	212	37	92	10	6
50	40	50	1 ½	¼	90	175	256	245	46	108	10	6
63	50	63	2	¼	90	196	315	287	55	134	10	6



### JRG LegioStop Y-type valve sudoFIT gunmetal

- Description: free of water pockets and maintenance free top, non rising handwheel with optical position indicator, valve seat and valve stem made of stainless steel
  - Temperature: max. 90°C
  - Material: gunmetal, stainless steel, EPDM, plastic
  - Connection: push-in system sudoFIT
- Approved for the following pipe types and systems:(For other approvals, please contact our technical customer service).

**Stainless steel pipes** / PN16 / Ø 15, 18, 22, 28, 35, 42, 54 / Mapress / Optipress, Sanpress /inox-PRES

**Copper pipes** / PN10 / Ø 12, 15, 18, 22, 28, 35, 42, 54 / WICU, KME / SANCO, Wieland-Werke / SANCO, KME

### JRG LegioStop Schrägsitzventil sudoFIT Rotguss

- Beschreibung: Totraum- und wartungsfreies Oberteil, nichtsteigendes Handrad mit optischer Stellungsanzeige, Ventilsitz und Ventilstange aus Chromnickelstahl
  - Temperatur: max. 90°C
  - Werkstoff: Rotguss, Chromnickelstahl, EPDM, Kunststoff
  - Anschluss: Steckverbindung sudoFIT
- Zugelassen für die folgenden Rohrleitungstypen und -Systeme:(Für weitere Zulassungen, bitte an unseren Technischen Kundendienst wenden)

**Chromstahlrohre** / PN16 / Ø 15, 18, 22, 28, 35, 42, 54 / Mapress / Optipress, Sanpress /inox-PRES

**Kupferrohre** / PN10 / Ø 12, 15, 18, 22, 28, 35, 42, 54 / WICU, KME / SANCO, Wieland-Werke / SANCO, KME

d (mm)	DN (mm)	JRG Code	GF Code	SP	Weight (kg)
15	12	5225.015	351 060 406	1	0.354
18	15	5225.018	351 060 416	1	0.401
22	20	5225.022	351 060 426	1	0.550
28	25	5225.028	351 060 436	1	0.930
35	32	5225.035	351 060 446	1	1.370
42	40	5225.042	351 060 676	1	2.018
54	50	5225.054	351 060 686	1	2.990

d (mm)	DN (mm)	d1 (mm)	d2 G (inch)	d3 Rp (inch)	d4 (mm)	h (mm)	l1 (mm)	l2 (mm)	z1 (mm)	z2 (mm)	⊙ (mm)	PN (bar)
15	12	15	½	¼	53	87	82	37	8	26	6	10/16
18	15	18	½	¼	53	87	98	27	8	31	6	10/16
22	20	22	¾	¼	53	105	103	39	7	35	6	10/16
28	25	28	1	¼	60	117	136	31	9	44	6	10/16
35	32	35	1 ¼	¼	70	130	164	26	11	57	6	10/16
42	40	42	1 ½	¼	90	148	191	27	11	62	6	10/16
54	50	54	2	¼	90	169	231	21	14	79	6	10/16

5227



### JRG LegioStop Y-type valve Optipress / Sanpress gunmetal

- Description: free of water pockets and maintenance free top, non rising handwheel with optical position indicator, valve seat and valve stem made of stainless steel
- Temperature: max. 90°C
- Material: gunmetal, stainless steel, EPDM, plastic
- Connection: Optipress / Sanpress

### JRG LegioStop Schrägsitzventil Optipress / Sanpress Rotguss

- Beschreibung: Totraum- und wartungsfreies Oberteil, nichtsteigendes Handrad mit optischer Stellungsanzeige, Ventilsitz und Ventilstange aus Chromnickelstahl
- Temperatur: max. 90°C
- Werkstoff: Rotguss, Chromnickelstahl, EPDM, Kunststoff
- Anschluss: Optipress / Sanpress

d (mm)	DN (mm)	JRG Code	GF Code	SP	Weight (kg)
15	12	5227.015	350 895 677	1	0.460
18	15	5227.018	350 895 678	1	0.574
22	20	5227.022	350 895 679	1	0.680
28	25	5227.028	350 895 680	1	1.150
35	32	5227.035	350 895 681	1	1.889
42	40	5227.042	350 895 682	1	2.130
54	50	5227.054	350 895 683	1	3.560

d (mm)	DN (mm)	d1 (mm)	d2 G (inch)	d3 Rp (inch)	d4 (mm)	h (mm)	l1 (mm)	l2 (mm)	z1 (mm)	z2 (mm)	PN (bar)	⊙ (mm)
15	12	15	½	¼	53	87	131	13	33	50	16	6
18	15	18	½	¼	53	87	131	13	33	50	16	6
22	20	22	¾	¼	53	105	146	21	39	60	16	6
28	25	28	1	¼	60	117	166	21	47	72	16	6
35	32	35	1 ¼	¼	70	130	196	16	56	89	16	6
42	40	42	1 ½	¼	90	148	226	14	57	98	16	6
54	50	54	2	¼	90	169	264	10	59	113	16	6

5228



### JRG LegioStop Y-type valve Mapress gunmetal

- Description: free of water pockets and maintenance free top, non rising handwheel with optical position indicator, valve seat and valve stem made of stainless steel
- Temperature: max. 90°C
- Material: gunmetal, stainless steel, EPDM, plastic
- Connection: Mapress

### JRG LegioStop Schrägsitzventil Rotguss Mit Übergänge Mapress bis DN 50

- Beschreibung: Totraum- und wartungsfreies Oberteil, nichtsteigendes Handrad mit optischer Stellungsanzeige, Ventilsitz und Ventilstange aus Chromnickelstahl
- Temperatur: max. 90°C
- Werkstoff: Rotguss, Chromnickelstahl, EPDM, Kunststoff
- Anschluss: Mapress

d (mm)	DN (mm)	JRG Code	GF Code	SP	Weight (kg)
15	12	5228.015	350 895 684	1	0.480
18	15	5228.018	350 895 685	1	0.480
22	20	5228.022	350 895 686	1	0.670
28	25	5228.028	350 895 687	1	1.130
35	32	5228.035	350 895 688	1	1.600
42	40	5228.042	350 895 689	1	2.090
54	50	5228.054	350 895 690	1	3.250

table continued on the next page





d	DN	d1	d2 G	d3 Rp	d4	h	l1	l2	z1	z2	PN	⊠
(mm)	(mm)	(mm)	(inch)	(inch)	(mm)	(mm)	(mm)	(mm)	(mm)	(mm)	(bar)	(mm)
15	12	15	½	¼	53	87	123	17	33	50	16	6
18	15	18	½	¼	53	87	125	16	33	51	16	6
22	20	22	¾	¼	53	105	133	27	35	56	16	6
28	25	28	1	¼	60	116	152	28	40	66	16	6
35	32	35	1 ¼	¼	70	130	178	25	47	80	16	6
42	40	42	1 ½	¼	90	148	196	29	48	89	16	6
54	50	54	2	¼	90	169	282	21	79	133	16	6

5228



### JRG LegioStop Y-type valve Mapress gunmetal

- Description: free of water pockets and maintenance free top, rising handwheel, valve seat and valve stem made of stainless steel
- Temperature: max. 90°C
- Material: gunmetal, stainless steel, EPDM, metal
- Connection: Mapress

### JRG LegioStop Schrägsitzventil Rotguss Mit Übergänge Mapress ab DN 65

- Beschreibung: Totraum- und wartungsfreies Oberteil, steigendes Handrad, Ventilsitz und Ventilstange aus Chromnickelstahl
- Temperatur: max. 90°C
- Werkstoff: Rotguss, Chromnickelstahl, EPDM, Metall
- Anschluss: Mapress

DN	JRG	GF	SP	Weight
(mm)	Code	Code		(kg)
65	5228.076	350 818 724	1	5.775
80	5228.088	350 818 819	1	8.170

d1	d2 G	d3 Rp	d4	h	l1	l2	z1	z2	PN	⊠
(mm)	(inch)	(inch)	(mm)	(mm)	(mm)	(mm)	(mm)	(mm)	(bar)	(mm)
76.1	2 ½	¼	120	260	365	39	92	168	16	6
88.9	3	¼	120	277	425	20	108	198	16	6

5229



### JRG LegioStop Y-type valve Mepla gunmetal

- Description: free of water pockets and maintenance free top, non rising handwheel with optical position indicator, valve seat and valve stem made of stainless steel
- Temperature: max. 90°C
- Material: gunmetal, stainless steel, EPDM, plastic
- Connection: Mepla
- \*as long as stock last

### JRG LegioStop Schrägsitzventil Mepla Rotguss

- Beschreibung: Totraum- und wartungsfreies Oberteil, nichtsteigendes Handrad mit optischer Stellungsanzeige, Ventilsitz und Ventilstange aus Chromnickelstahl
- Temperatur: max. 90°C
- Werkstoff: Rotguss, Chromnickelstahl, EPDM, Kunststoff
- Anschluss: Mepla
- \*solange Vorrat

d	DN	JRG	GF	SP	Weight
(mm)	(mm)	Code	Code		(kg)
*	16	12	5229.016	350 895 691	1 0.494
	20	15	5229.020	350 895 692	1 0.504
	26	20	5229.026	350 895 693	1 0.764

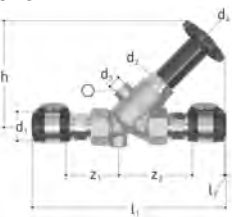
table continued on the next page



d (mm)	DN (mm)	JRG Code	GF Code	SP	Weight (kg)
32	25	5229.032	350 895 694	1	1.240
40	32	5229.040	350 895 695	1	1.810
50	40	5229.050	350 895 696	1	2.560
63	50	5229.063	350 895 697	1	5.010

d (mm)	DN (mm)	d1 (mm)	d2 G (inch)	d3 Rp (inch)	d4 (mm)	h (mm)	l1 (mm)	l2 (mm)	z1 (mm)	z2 (mm)	PN (bar)	⊙ (mm)	
*	16	12	16	½	¼	53	87	145	6	39	56	16	6
	20	15	20	½	¼	53	87	151	3	40	57	16	6
	26	20	26	¾	¼	53	105	173	7	44	65	16	6
	32	25	32	1	¼	60	117	182	13	51	76	16	6
	40	32	40	1 ¼	¼	70	130	218	5	59	92	16	6
	50	40	50	1 ½	¼	90	148	240	7	62	103	16	6
	63	50	63	2	¼	90	169	334	25	73	127	16	6

5239



### JRG LegioStop Y-type valve FlowFit gunmetal

- Description: free of water pockets and maintenance free top, non rising handwheel with optical position indicator, valve seat and valve stem made of stainless steel
- Temperature: max. 90°C
- Material: gunmetal, stainless steel, EPDM, plastic
- Connection: FlowFit

### JRG LegioStop Schrägsitzventil Rotguss Mit Übergängen FlowFit

- Beschreibung: Totraum- und wartungsfreies Oberteil, nichtsteigendes Handrad mit optischer Stellungsanzeige, Ventilsitz und Ventilstange aus Chromnickelstahl
- Temperatur: max. 90°C
- Werkstoff: Rotguss, Chromnickelstahl, EPDM, Kunststoff
- Anschluss: FlowFit

d (mm)	DN (mm)	JRG Code	GF Code	SP	Weight (kg)
16	12	5239.016	350 895 782	1	0.512
20	15	5239.020	350 895 783	1	0.530
25	20	5239.025	350 895 784	1	0.788
32	25	5239.032	350 895 785	1	1.280
40	32	5239.040	350 895 786	1	1.880
50	40	5239.050	350 895 787	1	2.910
63	50	5239.063	350 895 788	1	4.632

d (mm)	DN (mm)	d1 (mm)	d2 G (inch)	d3 Rp (inch)	d4 (mm)	h (mm)	l1 (mm)	l2 (mm)	z1 (mm)	z2 (mm)	⊙ (mm)
16	12	16	½	¼	53	87	165	4	41	58	6
20	15	20	½	¼	53	87	170	7	43	61	6
25	20	25	¾	¼	53	105	185	-1	49	70	6
32	25	32	1	¼	60	117	210	1	55	80	6
40	32	40	1 ¼	¼	70	130	225	-2	59	92	6
50	40	50	1 ½	¼	90	148	284	15	60	102	6
63	50	63	2	¼	90	169	330	23	73	127	6



### JRG LegioStop Y-type valve with screw connections Optipress / Sanpress gunmetal

- Description: free of water pockets and maintenance free top, non rising handwheel with optical position indicator, valve seat and valve stem made of stainless steel
- Temperature: max. 90°C
- Material: gunmetal, stainless steel, EPDM, plastic
- Connection: Optipress / Sanpress

### JRG LegioStop Schrägsitzventil Rotguss Mit Verschraubungen Optipress / Sanpress

- Beschreibung: Totraum- und wartungsfreies Oberteil, nichtsteigendes Handrad mit optischer Stellungsanzeige, Ventilsitz und Ventilstange aus Chromnickelstahl
- Temperatur: max. 90°C
- Werkstoff: Rotguss, Chromnickelstahl, EPDM, Kunststoff
- Anschluss: Optipress / Sanpress

d (mm)	DN (mm)	JRG Code	GF Code	SP	Weight (kg)
15	12	5234.015	350 895 670	1	0.500
18	15	5234.018	350 895 671	1	0.490
22	20	5234.022	350 895 672	1	0.740
28	25	5234.028	350 895 673	1	1.180
35	32	5234.035	350 895 674	1	1.550
42	40	5234.042	350 895 675	1	2.250
54	50	5234.054	350 895 676	1	3.420

d (mm)	DN (mm)	d1 G (inch)	d2 G (inch)	d3 Rp (inch)	d4 (mm)	h (mm)	l1 (mm)	z1 (mm)	z2 (mm)	PN (bar)	○ (mm)
15	12	3/4	1/2	1/4	50	89	143	31	65	16	6
18	15	3/4	1/2	1/4	50	89	148	34	68	16	6
22	20	1	3/4	1/4	60	106	165	39	80	16	6
28	25	1 1/4	1	1/4	70	127	182	42	93	16	6
35	32	1 1/2	1 1/4	1/4	80	149	205	47	107	16	6
42	40	1 3/4	1 1/2	1/4	90	170	246	48	118	16	6
54	50	2 3/8	2	1/4	100	200	271	48	133	16	6



### JRG Sanipex MT LegioStop Non-return valve closable gunmetal

- Description: free of water pockets and maintenance free top, non rising handwheel with optical position indicator, valve seat and valve stem made of stainless steel
- Temperature: max. 90°C
- Material: gunmetal, stainless steel, EPDM, plastic
- Connection: JRG Sanipex MT

### JRG Sanipex MT LegioStop KRV absperrbar Rotguss

- Beschreibung: Totraum- und wartungsfreies Oberteil, nichtsteigendes Handrad mit optischer Stellungsanzeige, Ventilsitz und Ventilstange aus Chromnickelstahl
- Temperatur: max. 90°C
- Werkstoff: Rotguss, Chromnickelstahl, EPDM, Kunststoff
- Anschluss: JRG Sanipex MT

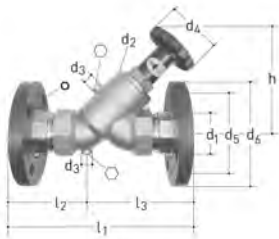
d (mm)	DN (mm)	JRG Code	GF Code	SP	Weight (kg)
16	12	5262.016	350 896 263	1	0.352
20	15	5262.020	350 896 264	1	0.380
26	20	5262.026	350 896 265	1	0.580
32	25	5262.032	350 896 266	1	0.950
40	32	5262.040	350 896 267	1	1.365
50	40	5262.050	350 896 292	1	2.187
63	50	5262.063	350 896 293	1	3.465

table continued on the next page



d	DN	d1	d2 G	d3 Rp	d4	h	l1	l2	z1	z2	PN	⊞
(mm)	(mm)	(mm)	(inch)	(inch)	(mm)	(mm)	(mm)	(mm)	(mm)	(mm)	(bar)	(mm)
16	12	16	½	¼	53	87	115	133	28	50	10	6
20	15	20	½	¼	53	87	122	137	27	51	10	6
26	20	26	¾	¼	53	105	148	160	27	63	10	6
32	25	32	1	¼	60	117	178	182	28	75	10	6
40	32	40	1 ¼	¼	70	130	218	212	37	92	10	6
50	40	50	1 ½	¼	90	148	256	246	46	108	10	6
63	50	63	2	¼	90	170	315	288	55	134	10	6

5264



### JRG LegioStop Non-return valve closable gunmetal With flanges until DN 50

- Description: free of water pockets and maintenance free top, non rising handwheel with optical position indicator, valve seat and valve stem made of stainless steel, drilled with flanges according to SN EN 1092, loose flange made of PP-GF with steel insert
  - Temperature: max. 90°C
  - Material: gunmetal, stainless steel, EPDM, plastic
  - Connection: flange
- \*as long as stock last

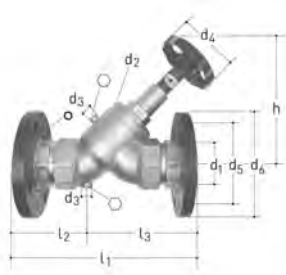
### JRG LegioStop Schrägsitzventil KRV absperribar Rotguss Mit Flansch bis DN 50

- Beschreibung: Totraum- und wartungsfreies Oberteil, nichtsteigendes Handrad mit optischer Stellungsanzeige, Ventilsitz und Ventilstange aus Chromnickelstahl, gebohrt mit Flanschen nach SN EN 1092, loser Flansch aus PP-GF mit Stahleinlage
  - Temperatur: max. 90°C
  - Werkstoff: Rotguss, Chromnickelstahl, EPDM, Kunststoff
  - Anschluss: Flansch
- \*solange Vorrat

	DN	d	JRG Code	GF Code	SP	Weight
	(mm)	(mm)				(kg)
*	25	25	5264.025	350 818 718	1	2.530
*	32	32	5264.032	350 818 719	1	3.500
	40	40	5264.040	350 818 720	1	4.540
	50	50	5264.050	350 818 721	1	7.080

	DN	d1	d2 G	d3 Rp	d4	d5	d6	h	l1	l2	l3	PN	○	⊞
	(mm)	(mm)	(inch)	(inch)	(mm)	(mm)	(mm)	(mm)	(mm)	(mm)	(mm)	(bar)		(mm)
*	25	25	1	¼	60	85	115	117	188	82	107	16	4x14	6
*	32	32	1 ¼	¼	70	100	140	130	213	90	123	16	4x18	6
	40	40	1 ½	¼	90	110	150	148	229	94	135	16	4x18	6
	50	50	2	¼	90	125	165	169	262	104	158	16	4x18	6

5264



### JRG LegioStop Non-return valve closable gunmetal With flanges

- Description: free of water pockets and maintenance free top, rising handwheel, valve seat and valve stem made of stainless steel, drilled with flanges according to SN EN 1092, loose flange made of PP-GF with steel insert
- Temperature: max. 90°C
- Material: gunmetal, stainless steel, EPDM, metal
- Connection: flange

### JRG LegioStop Schrägsitzventil KRV absperbar Rotguss Mit Flansch

- Beschreibung: Totraum- und wartungsfreies Oberteil, steigendes Handrad, Ventilsitz und Ventilstange aus Chromnickelstahl, gebohrt mit Flanschen nach SN EN 1092, loser Flansch aus PP-GF mit Stahleinlage
- Temperatur: max. 90°C
- Werkstoff: Rotguss, Chromnickelstahl, EPDM, Metall
- Anschluss: Flansch

DN (mm)	d (mm)	JRG Code	GF Code	Weight (kg)
65	65	<b>5264.065</b>	<b>350 818 722</b>	10.340

d1 (mm)	d2 G (inch)	d3 Rp (inch)	d4 (mm)	d5 (mm)	d6 (mm)	h (mm)	l1 (mm)	l2 (mm)	l3 (mm)	PN (bar)	○ (mm)	⊙ (mm)
65	2 1/2	1/4	120	145	185	260	296	110	186	16	4x18	6

5265



### JRG LegioStop Non-return valve sudoFIT closable gunmetal

- Description: free of water pockets and maintenance free top, non rising handwheel with optical position indicator, valve seat and valve stem made of stainless steel
- Temperature: max. 90°C
- Material: gunmetal, stainless steel, EPDM, plastic
- Connection: push-in system sudoFIT

Approved for the following pipe types and systems: (For other approvals, please contact our technical customer service).

**Stainless steel pipes** / PN16 / Ø 15, 18, 22, 28, 35, 42, 54 / Mapress / Optipress, Sanpress / inox-PRES

**Copper pipes** / PN10 / Ø 12, 15, 18, 22, 28, 35, 42, 54 / WICU, KME / SANCO, Wieland-Werke / SANCO, KME

### JRG LegioStop KRV sudoFIT absperbar Rotguss

- Beschreibung: Totraum- und wartungsfreies Oberteil, nichtsteigendes Handrad mit optischer Stellungsanzeige, Ventilsitz und Ventilstange aus Chromnickelstahl
- Temperatur: max. 90°C
- Werkstoff: Rotguss, Chromnickelstahl, EPDM, Kunststoff
- Anschluss: Steckverbindung sudoFIT

Zugelassen für die folgenden Rohrleitungstypen und -Systeme: (Für weitere Zulassungen, bitte an unseren Technischen Kundendienst wenden)

**Chromstahlrohre** / PN16 / Ø 15, 18, 22, 28, 35, 42, 54 / Mapress / Optipress, Sanpress / inox-PRES

**Kupferrohre** / PN10 / Ø 12, 15, 18, 22, 28, 35, 42, 54 / WICU, KME / SANCO, Wieland-Werke / SANCO, KME

d (mm)	DN (mm)	JRG Code	GF Code	SP	Weight (kg)
15	12	<b>5265.015</b>	<b>351 060 403</b>	1	0.350
18	15	<b>5265.018</b>	<b>351 060 413</b>	1	0.390
22	20	<b>5265.022</b>	<b>351 060 423</b>	1	0.540
28	25	<b>5265.028</b>	<b>351 060 433</b>	1	0.930
35	32	<b>5265.035</b>	<b>351 060 443</b>	1	1.330
42	40	<b>5265.042</b>	<b>351 060 673</b>	1	1.830
54	50	<b>5265.054</b>	<b>351 060 683</b>	1	2.840

table continued on the next page



d	DN	d1	d2 G	d3 Rp	d4	h	l1	l2	PN	z1	z2	⊙
(mm)	(mm)	(mm)	(inch)	(inch)	(mm)	(mm)	(mm)	(mm)	(bar)	(mm)	(mm)	(mm)
15	12	15	½	¼	53	87	82	37	10/16	8	26	6
18	15	18	½	¼	53	87	98	27	10/16	8	31	6
22	20	22	¾	¼	53	105	103	39	10/16	7	35	6
28	25	28	1	¼	60	117	136	31	10/16	9	44	6
35	32	35	1 ¼	¼	70	130	164	26	10/16	11	57	6
42	40	42	1 ½	¼	90	148	191	27	10/16	11	62	6
54	50	54	2	¼	90	169	231	21	10/16	14	79	6

5266



### JRG LegioStop Non-return valve closable gunmetal Until DN 50

- Description: free of water pockets and maintenance free top, non rising handwheel with optical position indicator, valve seat and valve stem made of stainless steel
- Temperature: max. 90°C
- Material: gunmetal, stainless steel, EPDM, plastic
- Connection: female thread

### JRG LegioStop KRV absperribar Rotguss Bis DN 50

- Beschreibung: Totraum- und wartungsfreies Oberteil, nichtsteigendes Handrad mit optischer Stellungsanzeige, Ventilsitz und Ventilstange aus Chromnickelstahl
- Temperatur: max. 90°C
- Werkstoff: Rotguss, Chromnickelstahl, EPDM, Kunststoff
- Anschluss: Innengewinde

GN	Size	DN	JRG	GF	SP	Weight
(inch)	(inch)	(mm)	Code	Code		(kg)
½	½	15	<b>5266.240</b>	<b>350 896 200</b>	1	0.367
¾	¾	20	<b>5266.320</b>	<b>350 896 201</b>	1	0.510
1	1	25	<b>5266.400</b>	<b>350 896 202</b>	1	0.880
1 ¼	1 ¼	32	<b>5266.480</b>	<b>350 896 203</b>	1	1.253
1 ½	1 ½	40	<b>5266.560</b>	<b>350 896 204</b>	1	1.662
2	2	50	<b>5266.640</b>	<b>350 896 205</b>	1	2.523

d1 Rp	d2 G	d3 Rp	d4	h	l1	l2	z1	z2	PN	⊙
(inch)	(inch)	(inch)	(mm)	(mm)	(mm)	(mm)	(mm)	(mm)	(bar)	(mm)
½	½	¼	53	87	65	46	10	27	16	6
¾	¾	¼	53	105	75	56	12	33	16	6
1	1	¼	60	117	90	59	15	40	16	6
1 ¼	1 ¼	¼	70	130	110	59	19	52	16	6
1 ½	1 ½	¼	90	148	120	67	20	61	16	6
2	2	¼	90	169	150	67	23	77	16	6

5266



### JRG LegioStop Non-return valve closable gunmetal Until DN 65

- Description: free of water pockets and maintenance free top, rising handwheel, valve seat and valve stem made of stainless steel
- Temperature: max. 90°C
- Material: gunmetal, stainless steel, EPDM, metal
- Connection: female thread

### JRG LegioStop KRV absperbar Rotguss Bis DN 65

- Beschreibung: Totraum- und wartungsfreies Oberteil, steigendes Handrad, Ventil Sitz und Ventilstange aus Chromnickelstahl
- Temperatur: max. 90°C
- Werkstoff: Rotguss, Chromnickelstahl, EPDM, Metall
- Anschluss: Innengewinde

GN	Size	DN	JRG	GF	SP	Weight
(inch)	(inch)	(mm)	Code	Code		(kg)
2 ½	2 ½	65	5266.720	350 818 704	1	4.210

d1 Rp	d2 G	d3 Rp	d4	h	l1	l2	z1	z2	PN	⊙
(inch)	(inch)	(inch)	(mm)	(mm)	(mm)	(mm)	(mm)	(mm)	(bar)	(mm)
2 ½	2 ½	¼	120	260	180	132	22	98	16	6

5281



### JRG LegioStop Non-return valve closable gunmetal Until DN 50

- Description: free of water pockets and maintenance free top, non rising handwheel with optical position indicator, valve seat and valve stem made of stainless steel
- Temperature: max. 90°C
- Material: gunmetal, stainless steel, EPDM, plastic
- Connection: male thread

### JRG LegioStop KRV absperbar Rotguss Bis DN 50

- Beschreibung: Totraum- und wartungsfreies Oberteil, nichtsteigendes Handrad mit optischer Stellungsanzeige, Ventil Sitz und Ventilstange aus Chromnickelstahl
- Temperatur: max. 90°C
- Werkstoff: Rotguss, Chromnickelstahl, EPDM, Kunststoff
- Anschluss: Aussengewinde

DN	Size	JRG	GF	SP	Weight
(mm)	(inch)	Code	Code		(kg)
15	½	5281.015	350 896 206	1	0.352
20	¾	5281.020	350 896 207	1	0.520
25	1	5281.025	350 896 208	1	0.858
32	1 ¼	5281.032	350 896 209	1	1.130
40	1 ½	5281.040	350 896 210	1	1.490
50	2	5281.050	350 896 211	1	2.200

DN	d1 G	d2 G	d3 Rp	d4	h	l1	l2	l3	l4	l5	PN	⊙
(mm)	(inch)	(inch)	(inch)	(mm)	(mm)	(mm)	(mm)	(mm)	(mm)	(mm)	(bar)	(mm)
15	¾	½	¼	53	87	75	35	24	52	6	16	6
20	1	¾	¼	53	105	87	42	24	63	7	16	6
25	1 ¼	1	¼	60	117	99	42	25	75	8	16	6
32	1 ½	1 ¼	¼	70	130	118	42	30	89	9	16	6
40	1 ¾	1 ½	¼	90	148	130	48	31	100	10	16	6
50	2 ¾	2	¼	90	169	155	49	35	120	11	16	6



5281



### JRG LegioStop Non-return valve closable gunmetal DN 65

- Description: free of water pockets and maintenance free top, rising handwheel, valve seat and valve stem made of stainless steel
- Temperature: max. 90°C
- Material: gunmetal, stainless steel, EPDM, metal
- Connection: male thread

### JRG LegioStop KRV absperbar Rotguss DN 65

- Beschreibung: Totraum- und wartungsfreies Oberteil, steigendes Handrad, Ventilsitz und Ventilstange aus Chromnickelstahl
- Temperatur: max. 90°C
- Werkstoff: Rotguss, Chromnickelstahl, EPDM, Metall
- Anschluss: Aussengewinde

DN (mm)	Size (inch)	JRG Code	GF Code	SP	Weight (kg)
65	2 1/2	5281.065	351 057 003	1	4.030

DN	d1 G	d2 G	d3 Rp	d4	h	l1	l2	l3	l4	l5	PN	⊙
(mm)	(inch)	(inch)	(inch)	(mm)	(mm)	(mm)	(mm)	(mm)	(mm)	(mm)	(bar)	(mm)
65	3	2 1/2	1/4	120	260	190	113	43	147	15	16	6

5283



### JRG LegioStop Non-return valve closable gunmetal With screw connections Mapress

- Description: free of water pockets and maintenance free top, non rising handwheel with optical position indicator, valve seat and valve stem made of stainless steel
- Temperature: max. 90°C
- Material: gunmetal, stainless steel, EPDM, plastic
- Connection: male thread Mapress

### JRG LegioStop Schrägsitzventil KRV absperbar Rotguss Mit Verschraubungen Mapress

- Beschreibung: Totraum- und wartungsfreies Oberteil, nichtsteigendes Handrad mit optischer Stellungsanzeige, Ventilsitz und Ventilstange aus Chromnickelstahl
- Temperatur: max. 90°C
- Werkstoff: Rotguss, Chromnickelstahl, EPDM, Kunststoff
- Anschluss: Aussengewinde Mapress

d	DN	JRG Code	GF Code	SP	Weight (kg)
(mm)	(mm)				
15	12	5283.015	350 896 218	1	0.510
18	15	5283.018	350 896 219	1	0.490
22	20	5283.022	350 896 220	1	0.730
28	25	5283.028	350 896 221	1	1.150
35	32	5283.035	350 896 222	1	1.574
42	40	5283.042	350 896 223	1	1.970
54	50	5283.054	350 896 224	1	3.195

d	DN	d1 G	d2 G	d3 Rp	d4	h	l1	l2	z1	z2	PN	⊙
(mm)	(mm)	(inch)	(inch)	(inch)	(mm)	(mm)	(mm)	(mm)	(mm)	(mm)	(bar)	(mm)
15	12	3/4	1/2	1/4	53	87	131	18	35	63	16	6
18	15	3/4	1/2	1/4	53	87	131	18	35	63	16	6
22	20	1	3/4	1/4	53	105	149	22	35	74	16	6
28	25	1 1/4	1	1/4	60	117	165	22	38	88	16	6
35	32	1 1/2	1 1/4	1/4	70	130	184	22	43	102	16	6
42	40	1 3/4	1 1/2	1/4	90	148	208	22	44	113	16	6
54	50	2 3/4	2	1/4	90	169	239	22	50	135	16	6





### JRG LegioStop Non-return valve closable gunmetal With screw connections Optipress / Sanpress

- Description: free of water pockets and maintenance free top, non rising handwheel with optical position indicator, valve seat and valve stem made of stainless steel
- Temperature: max. 90°C
- Material: gunmetal, stainless steel, EPDM, plastic
- Connection: male thread Optipress / Sanpress

### JRG LegioStop Schrägsitzventil KRV absperrrbar Rotguss Mit Verschraubungen Optipress / Sanpress

- Beschreibung: Totraum- und wartungsfreies Oberteil, nichtsteigendes Handrad mit optischer Stellungsanzeige, Ventilsitz und Ventilstange aus Chromnickelstahl
- Temperatur: max. 90°C
- Werkstoff: Rotguss, Chromnickelstahl, EPDM, Kunststoff
- Anschluss: Aussengewinde Optipress / Sanpress

d (mm)	DN (mm)	JRG Code	GF Code	SP	Weight (kg)
15	12	<b>5284.015</b>	<b>350 896 285</b>	1	0.490
18	15	<b>5284.018</b>	<b>350 896 286</b>	1	0.492
22	20	<b>5284.022</b>	<b>350 896 287</b>	1	0.730
28	25	<b>5284.028</b>	<b>350 896 288</b>	1	1.155
35	32	<b>5284.035</b>	<b>350 896 289</b>	1	1.510
42	40	<b>5284.042</b>	<b>350 896 290</b>	1	2.190
54	50	<b>5284.054</b>	<b>350 896 291</b>	1	3.290

d (mm)	DN (mm)	d1 G (inch)	d2 G (inch)	d3 Rp (inch)	d4 (mm)	h (mm)	l1 (mm)	l2 (mm)	z1 (mm)	z2 (mm)	PN (bar)	○ (mm)
15	12	¾	½	¼	53	87	149	16	37	65	16	6
18	15	¾	½	¼	53	87	155	13	40	68	16	6
22	20	1	¾	¼	53	105	165	18	39	78	16	6
28	25	1 ¼	1	¼	60	117	183	17	42	93	16	6
35	32	1 ½	1 ¼	¼	70	130	206	17	48	107	16	6
42	40	1 ¾	1 ½	¼	90	148	252	15	51	120	16	6
54	50	2 ¾	2	¼	90	169	277	22	50	135	16	6

# Spare parts Ersatzteile

5290



## JRG LegioStop Y-type valve Upper part Unit DN 50

- Description: free of water pockets and maintenance free top, non rising handwheel with optical position indicator
- Temperature: max. 90°C
- Material: gunmetal, brass, EPDM, plastic

## JRG LegioStop Schrägsitzventil Oberteil Bis DN50

- Beschreibung: Totraum- und wartungsfreies Oberteil, nichtsteigendes Handrad mit optischer Stellungsanzeige
- Temperatur: max. 90°C
- Werkstoff: Rotguss, Messing, EPDM, Kunststoff

GN (inch)	DN (mm)	JRG Code	GF Code	SP	Weight (kg)	d2 G (inch)	d4 (mm)	h (mm)	hub max. (mm)	hub / DIN 3502 (mm)
½	15	5290.240	350 894 000	1	0.150	½	53	23	17	12.0
¾	20	5290.320	350 894 100	1	0.240	¾	53	26	22	17.0
1	25	5290.400	350 894 200	1	0.410	1	60	34	24	18.5
1 ¼	32	5290.480	350 894 300	1	0.510	1 ¼	70	37	32	26.5
1 ½	40	5290.560	350 894 400	1	0.730	1 ½	90	43	35	29.5
2	50	5290.640	350 894 500	1	0.970	2	90	52	43	37.5

5290



## JRG LegioStop Y-type valve Upper part From DN 65

- Description: free of water pockets and maintenance free top, rising handwheel
- Temperature: max. 90°C
- Material: gunmetal, brass, EPDM, metal

## JRG LegioStop Schrägsitzventil Oberteil Ab DN 65

- Beschreibung: Totraum- und wartungsfreies Oberteil, steigendes Handrad
- Temperatur: max. 90°C
- Werkstoff: Rotguss, Messing, EPDM, Metall

GN (inch)	DN (mm)	JRG Code	GF Code	SP	Weight (kg)	d2 G (inch)	d4 (mm)	h (mm)	hub max. (mm)	hub / DIN 3502 (mm)
2 ½	65	5290.720	350 894 600	1	1.940	2 ½	120	39	78	52
3	80	5290.800	350 894 700	1	2.330	3	120	45	94	56

5295



### JRG LegioStop Non-return valve closable Upper part Until DN 50

- Description: free of water pockets and maintenance free top, non rising handwheel with optical position indicator
- Material: gunmetal, stainless steel, EPDM, plastic
- Temperature: max. 90°C

### JRG LegioStop KRV absperbar Oberteil Rotguss Bis DN 50

- Beschreibung: Totraum- und wartungsfreies Oberteil, nichtsteigendes Handrad mit optischer Stellungsanzeige
- Werkstoff: Rotguss, Chromnickelstahl, EPDM, Kunststoff
- Temperatur: max. 90°C

GN (inch)	DN (mm)	JRG Code	GF Code	SP	Weight (kg)	d2 G (inch)	d4 (mm)	h (mm)	hub / DIN 3502 (mm)
½	15	5295.240	350 894 005	1	0.203	½	53	37	35
¾	20	5295.320	350 894 105	1	0.280	¾	53	44	43
1	25	5295.400	350 894 205	1	0.460	1	60	53	52
1 ¼	32	5295.480	350 894 305	1	0.533	1 ¼	70	64	63
1 ½	40	5295.560	350 894 405	1	0.730	1 ½	90	73	72
2	50	5295.640	350 894 505	1	0.920	2	90	89	89

5295



### JRG LegioStop Non-return valve closable Upper part DN 65

- Description: free of water pockets and maintenance free top, rising handwheel
- Material: gunmetal, stainless steel, EPDM, metal
- Temperature: max. 90°C

### JRG LegioStop KRV absperbar Oberteil Rotguss DN 65

- Beschreibung: Totraum- und wartungsfreies Oberteil, steigendes Handrad
- Werkstoff: Rotguss, Chromnickelstahl, EPDM, Metall
- Temperatur: max. 90°C

GN (inch)	DN (mm)	JRG Code	GF Code	SP	Weight (kg)	d2 G (inch)	d4 (mm)	h (mm)	h / DIN 3502 (mm)
2 ½	65	5295.720	350 894 605	1	1.950	2 ½	120	91	90

1628



### JRG Check valve gunmetal upper part Until DN50

- Temperature: max. 90°C
- Material: gunmetal, stainless steel, EPDM, plastic

### JRG Rückschlagkappe Rotguss Oberteil Bis DN 50

- Temperatur: max. 90°C
- Werkstoff: Rotguss, Chromnickelstahl, EPDM, Kunststoff

GN (inch)	DN (mm)	JRG Code	GF Code	SP	Weight (kg)	d2 G (inch)	h / DIN 3502 (mm)
½	15	1628.240	350 894 008	1	0.150	½	35
¾	20	1628.320	350 894 108	1	0.190	¾	43
1	25	1628.400	350 894 208	1	0.340	1	52
1 ¼	32	1628.480	350 894 308	1	0.295	1 ¼	63
1 ½	40	1628.560	350 894 408	1	0.380	1 ½	72
2	50	1628.640	350 894 508	1	0.110	2	89

1628



### JRG Check valve gunmetal Upper part DN65

- Temperature: max. 90°C
- Material: gunmetal, stainless steel, EPDM, plastic

### JRG Rückschlagkappe Rotguss Oberteil DN 65

- Temperatur: max. 90°C
- Werkstoff: Rotguss, Chromnickelstahl, EPDM, Kunststoff

GN (inch)	DN (mm)	JRG Code	GF Code	SP	Weight (kg)	d2 G (inch)	h / DIN 3502 (mm)
2 ½	65	<b>1628.720</b>	<b>350 894 608</b>	1	1.050	2 ½	91

1648



### JRG Back flow preventer spare part set plastic (until 2007)

- Material: plastic

### JRG Rückschlagventil Ersatzteilset Kunststoff (bis 2007)

- Werkstoff: Kunststoff

GN (inch)	DN (mm)	JRG Code	GF Code	SP	Weight (kg)	d1 (mm)	d2 (mm)
½	15	<b>1648.240</b>	<b>350 808 610</b>	1	0.012	20	25
¾	20	<b>1648.320</b>	<b>350 808 710</b>	1	0.020	28	33
1	25	<b>1648.400</b>	<b>350 808 810</b>	1	0.032	34	42
1 ¼	32	<b>1648.480</b>	<b>350 808 910</b>	1	0.064	43	54
1 ½	40	<b>1648.560</b>	<b>350 809 010</b>	1	0.023	49	60
2	50	<b>1648.640</b>	<b>350 809 110</b>	1	0.140	59	77
2 ½	65	<b>1648.720</b>	<b>350 809 210</b>	1	0.230	80	91

0560



### JRG Upper part gunmetal (until 1969)

- Material: gunmetal, brass, EPDM, plastic
- \*as long as stock last

### JRG Oberteil Rotguss (bis 1969)

- Werkstoff: Rotguss, Messing, EPDM, Kunststoff
- \*solange Vorrat

GN (inch)	DN (mm)	JRG Code	GF Code	SP	Weight (kg)	d2 G (inch)
1	25	<b>0560.400</b>	<b>350 883 901</b>	1	0.644	1 ¼
1 ¼	32	<b>0560.480</b>	<b>350 884 401</b>	1	0.913	1 ½
1 ½	40	<b>0560.560</b>	<b>350 884 801</b>	1	1.160	1 ¾
2	50	<b>0560.640</b>	<b>350 885 201</b>	1	2.270	2 ¼
*	2 ½	<b>0560.720</b>	<b>350 885 601</b>	1	2.421	2 ¾

8500



### JRG Hand wheel green plastic

- Material: plastic

### JRG Handrad grün Kunststoff

- Werkstoff: Kunststoff

d (mm)	JRG Code	GF Code	Weight (kg)	□
50	8500.050	350 920 002	0.010	5
50	8500.055	350 920 012	0.010	6
60	8500.060	350 920 102	0.020	6
70	8500.070	350 920 202	0.030	7
80	8500.080	350 920 302	0.040	8
90	8500.090	350 920 402	0.050	9
100	8500.100	350 920 502	0.060	10
120	8500.120	350 920 602	0.090	12

8501



### JRG LegioStop Marking plate green plastic

- Description: to JRG LegioStop upper part
- Material: plastic

### JRG LegioStop Markierschild grün Kunststoff

- Beschreibung: zu JRG LegioStop Oberteil
- Werkstoff: Kunststoff

d (mm)	GN (inch)	JRG Code	GF Code	SP	Weight (kg)
53	½ - ¾	8501.100	350 894 086	10	0.001
60	1	8501.101	350 894 286	10	0.001
70	1 ¼	8501.102	350 894 386	10	0.002
90	1 ½ - 3	8501.103	350 894 486	5	0.003

8501



### JRG LegioStop Marking plate red plastic

- Description: to JRG LegioStop upper part
- Material: plastic

### JRG LegioStop Markierschild rot Kunststoff

- Beschreibung: zu JRG LegioStop Oberteil
- Werkstoff: Kunststoff

d (mm)	GN (inch)	JRG Code	GF Code	SP	Weight (kg)
53	½ - ¾	8501.200	350 894 087	10	0.001
60	1	8501.201	350 894 287	10	0.001
70	1 ¼	8501.202	350 894 387	10	0.002
90	1 ½ - 3	8501.203	350 894 487	5	0.003

8501

**JRG LegioStop Marking plate blue plastic**

- Description: to JRG LegioStop upper part
- Material: plastic

**JRG LegioStop Markierschild blau Kunststoff**

- Beschreibung: zu JRG LegioStop Oberteil
- Werkstoff: Kunststoff

d (mm)	GN (inch)	JRG Code	GF Code	SP	Weight (kg)
53	½ - ¾	<b>8501.300</b>	<b>350 894 088</b>	10	0.001
60	1	<b>8501.301</b>	<b>350 894 288</b>	10	0.001
70	1 ¼	<b>8501.302</b>	<b>350 894 388</b>	10	0.002
90	1 ½ - 3	<b>8501.303</b>	<b>350 894 488</b>	5	0.003

8501

**JRG LegioStop Marking plate orange plastic**

- Description: to JRG LegioStop upper part
- Material: plastic

**JRG LegioStop Markierschild orange Kunststoff**

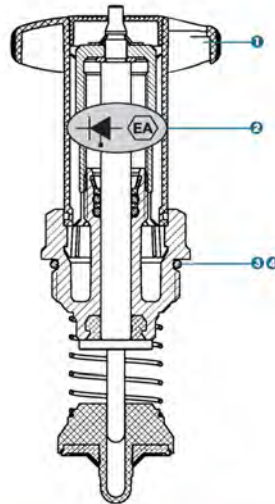
- Beschreibung: zu JRG LegioStop Oberteil
- Werkstoff: Kunststoff

d (mm)	GN (inch)	JRG Code	GF Code	SP	Weight (kg)
53	½ - ¾	<b>8501.400</b>	<b>350 894 089</b>	10	0.001
60	1	<b>8501.401</b>	<b>350 894 289</b>	10	0.001
70	1 ¼	<b>8501.402</b>	<b>350 894 389</b>	10	0.002
90	1 ½ - 3	<b>8501.403</b>	<b>350 894 489</b>	5	0.003

# Spare Parts for top of return flow inhibitor, Y-type and check valve

## Ersatzteile für 1628

Ersatzteile für oben Rücklauf-Inhibitor, Y-Typ und Rückschlagventil  
 Pièces de rechange pour chapeau soupape de retenue et robinet oblique  
 Pezzi di ricambio per parte superiore dispositivo antiriflusso, valvola con sede obliqua e valvola di ritegno chiudibile



- ❶ Handrad inkl. grünem Stopfen/Volant avec plaquette verte incluse/Volantino incluso tappo verde
- ❷ Gelber Markierungskeber\_EA/Autocollant de marquage jaune EA/Etichetta d'indicazione gialla EA
- ❸ Flachdichtung/Joint plat/Guarnizione piatta
- ❹ O-Ring/O-Ring/O-Ring

+GF+



### (1) Hand wheel incl. green plug

- Description: to JRG LegioStop Y-type valve

### (1) Handrad inkl. grünem Stopfen

- Beschreibung: zu JRG LegioStop Schrägsitzventil

GN (inch)	d (mm)	h (mm)	GF Code
½	53	48.7	<b>350 894 080</b>
¾	53	62.7	<b>350 894 180</b>
1	60	64.8	<b>350 894 280</b>
1 ¼	70	79.7	<b>350 894 380</b>
2 / 1 ½	90	94.6	<b>350 894 480</b>



## (2) Yellow marking sticker "EA"

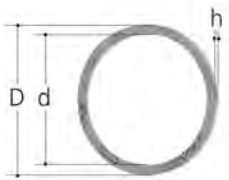
- Description: to JRG LegioStop Non-return valve

## (2) Gelber Markierungskleber "EA"

- Beschreibung: zu JRG LegioStop KRV absperrbar

**GF  
Code**

**351 041 702**



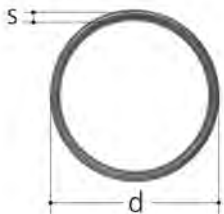
## Flat gasket

- For valve body up to 2007

## Flachdichtung

- Für Ventilgehäuse bis 2007

GN (inch)	D (mm)	d (mm)	h (mm)	GF Code
½	26.0	21.0	1.5	<b>350 928 727</b>
¾	31.5	26.5	1.5	<b>350 928 785</b>
1	39.5	33.5	1.5	<b>350 928 786</b>
1 ¼	49.0	42.0	1.5	<b>350 928 782</b>
1 ½	56.0	48.0	1.5	<b>350 928 787</b>
2	68.0	60.0	1.5	<b>350 928 772</b>
2 ½	84.0	75.5	1.5	<b>350 929 431</b>
3	97.0	88.0	1.5	<b>350 929 432</b>



## O-Ring EPDM

- Material: EPDM
- For valve body from 2007 - for shut-off valve

## O-Ring EPDM

- Werkstoff: EPDM
- Für Ventilgehäuse ab 2007

d (mm)	s (mm)	GF Code	JRGURED (inch)	Slanted/Straight seat valves (inch)
17.1	2.6	<b>350 981 114</b>	1/2	
21.9	2.6	<b>350 981 119</b>	3/4	
28.2	2.6	<b>350 981 123</b>	1	1/2
36.8	2.6	<b>350 981 127</b>		3/4
37.8	2.6	<b>350 981 128</b>	1 1/4	
44.1	2.6	<b>350 981 132</b>	1 1/2	
44.1	3.5	<b>350 981 222</b>		1
55.2	2.6	<b>350 981 139</b>		
56.7	3.5	<b>350 981 228</b>		1 1/4
69.2	5.3	<b>350 981 616</b>		1 1/2
71.1	2.6	<b>350 981 148</b>	2 1/2	
82.2	2.6	<b>350 981 151</b>	3	
88.2	5.3	<b>350 981 622</b>		2 - 2 1/2



# Straight seat valves Geradsitzventile

5300



## JRG LegioStop Straight seat valve gunmetal

- Temperature: max. 90°C
- Connection: female thread
- Material: gunmetal, stainless steel, EPDM, plastic
- \*as long as stock last

## JRG LegioStop Geradsitzventil Rotguss

- Temperatur: max. 90°C
- Anschluss: Innengewinde
- Werkstoff: Rotguss, Chromnickelstahl, EPDM, Kunststoff
- \*solange Vorrat

	DN (mm)	GN (inch)	Size (inch)	JRG Code	GF Code	SP	Weight (kg)
*	10	3/8	3/8	5300.160	350 802 002	1	0.190

	DN (mm)	d1 (inch)	Rp (inch)	d2 G (inch)	d4 (mm)	h (mm)	l (mm)	z (mm)	PN (bar)
*	10	3/8	3/8	3/8	50	62	50	15.0	16

5350



## JRG LegioStop Straight seat valve gunmetal

- Description: free of water pockets and maintenance free top, non rising handwheel with optical position indicator, valve seat and valve stem made of stainless steel
- Temperature: max. 90°C
- Material: gunmetal, stainless steel, EPDM, plastic
- Connection: female thread

## JRG LegioStop Geradsitzventil Rotguss Ohne Anschluss für Entleerung bis DN 50

- Beschreibung: Totraum- und wartungsfreies Oberteil, nichtsteigendes Handrad mit optischer Stellungsanzeige, Ventilsitz und Ventilstange aus Chromnickelstahl
- Temperatur: max. 90°C
- Werkstoff: Rotguss, Chromnickelstahl, EPDM, Kunststoff
- Anschluss: Innengewinde

	DN (mm)	Size (inch)	GN (inch)	JRG Code	GF Code	SP	Weight (kg)
	15	1/2	1/2	5350.240	350 895 800	1	0.280
	20	3/4	3/4	5350.320	350 895 801	1	0.490
	25	1	1	5350.400	350 895 802	1	0.800
	32	1 1/4	1 1/4	5350.480	350 895 803	1	1.180
	40	1 1/2	1 1/2	5350.560	350 895 804	1	1.710
	50	2	2	5350.640	350 895 805	1	2.450

	DN (mm)	d1 (inch)	Rp (inch)	d2 G (inch)	d4 (mm)	h (mm)	l (mm)	PN (bar)	z (mm)
	15	1/2	1/2	1/2	53	70	60	16	17
	20	3/4	3/4	3/4	53	79	75	16	23
	25	1	1	1	60	89	90	16	28
	32	1 1/4	1 1/4	1 1/4	70	98	105	16	34
	40	1 1/2	1 1/2	1 1/2	90	110	120	16	41
	50	2	2	2	90	123	140	16	46

5350



### JRG LegioStop Straight seat valve gunmetal

- Description: free of water pockets and maintenance free top, rising handwheel, valve seat and valve stem made of stainless steel
- Temperature: max. 90°C
- Material: gunmetal, stainless steel, EPDM, plastic
- Connection: female thread

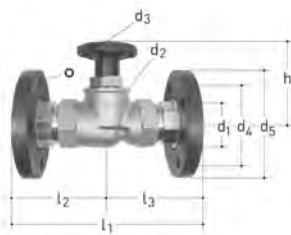
### JRG LegioStop Geradsitzventil Rotguss Ohne Anschluss ohne Entleerung ab DN 65

- Beschreibung: Totraum- und wartungsfreies Oberteil, steigendes Handrad, Ventilsitz und Ventilstange aus Chromnickelstahl
- Temperatur: max. 90°C
- Werkstoff: Rotguss, Chromnickelstahl, EPDM, Kunststoff
- Anschluss: Innengewinde

Size (inch)	GN (inch)	DN (mm)	JRG Code	GF Code	SP	Weight (kg)
2 ½	2 ½	65	5350.720	350 895 828	1	3.915

d1 Rp (inch)	d2 G (inch)	d4 (mm)	h (mm)	l (mm)	z (mm)	PN (bar)
2 ½	2 ½	120	162	180	60	16

5351



### JRG LegioStop Straight seat valve gunmetal With flanges

\*as long as stock last

- Temperature: max. 90°C
- Material: gunmetal, stainless steel, EPDM, plastic
- Description: free of water pockets and maintenance free top, non rising handwheel with optical position indicator, valve seat and valve stem made of stainless steel, drilled with flanges according to SN EN 1092, loose flange made of PP-GF with steel insert
- Connection: flange

### JRG LegioStop Geradsitzventil Rotguss Mit Flansch

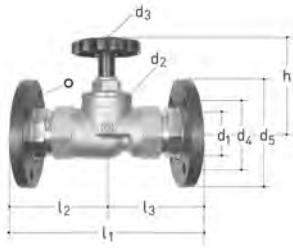
\*solange Vorrat

- Temperatur: max. 90°C
- Werkstoff: Rotguss, Chromnickelstahl, EPDM, Kunststoff
- Beschreibung: Totraum- und wartungsfreies Oberteil, nichtsteigendes Handrad mit optischer Stellungsanzeige, Ventilsitz und Ventilstange aus Chromnickelstahl, gebohrt mit Flanschen nach SN EN 1092, loser Flansch aus PP-GF mit Stahleinlage
- Anschluss: Flansch

	DN (mm)	d (mm)	JRG Code	GF Code	SP	Weight (kg)
*	25	25	5351.025	350 895 847	1	2.360
*	32	32	5351.032	350 895 848	1	3.410
*	40	40	5351.040	350 895 849	1	4.580
*	50	50	5351.050	350 895 850	1	6.880

	DN (mm)	d1 (mm)	d2 G (inch)	d3 (mm)	d4 (mm)	d5 (mm)	h (mm)	l1 (mm)	l2 (mm)	l3 (mm)	PN (bar)	○
*	25	25	1	60	85	115	89	188	94	94	16	4x14
*	32	32	1 ¼	70	100	140	98	208	104	104	16	4x18
*	40	40	1 ½	90	110	150	110	229	115	115	16	4x18
*	50	50	2	90	125	165	123	252	126	126	16	4x18

5351



### JRG LegioStop Straight seat valve gunmetal With flanges

- Description: free of water pockets and maintenance free top, rising handwheel, valve seat and valve stem made of stainless steel, drilled with flanges according to SN EN 1092, loose flange made of PP-GF with steel insert
- Temperature: max. 90°C
- Material: gunmetal, stainless steel, EPDM, plastic
- Connection: flange
- \*as long as stock last

### JRG LegioStop Geradsitzventil Rotguss Mit Flansch

- Beschreibung: Totraum- und wartungsfreies Oberteil, steigendes Handrad, Ventilsitz und Ventilstange aus Chromnickelstahl, gebohrt mit Flanschen nach SN EN 1092, loser Flansch aus PP-GF mit Stahleinlage
- Temperatur: max. 90°C
- Werkstoff: Rotguss, Chromnickelstahl, EPDM, Kunststoff
- Anschluss: Flansch
- \*solange Vorrat

	DN (mm)	d (mm)	JRG Code	GF Code	SP	Weight (kg)
*	65	65	5351.065	350 895 851	1	10.070

	DN (mm)	d1 (mm)	d2 G (inch)	d3 (mm)	d4 (mm)	d5 (mm)	h (mm)	l1 (mm)	l2 (mm)	l3 (mm)	PN (bar)	○
*	65	65	2 ½	120	145	185	161.5	296	148	148	16	4x18

5354



### JRG Sanipex MT LegioStop Straight seat valve gunmetal

- Description: free of water pockets and maintenance free top, non rising handwheel with optical position indicator, valve seat and valve stem made of stainless steel
- Temperature: max. 90°C
- Material: gunmetal, stainless steel, EPDM, plastic
- Connection: JRG Sanipex MT
- \*as long as stock last

### JRG Sanipex MT LegioStop Geradsitzventil Rotguss

- Beschreibung: Totraum- und wartungsfreies Oberteil, nichtsteigendes Handrad mit optischer Stellungsanzeige, Ventilsitz und Ventilstange aus Chromnickelstahl
- Temperatur: max. 90°C
- Werkstoff: Rotguss, Chromnickelstahl, EPDM, Kunststoff
- Anschluss: JRG Sanipex MT
- \*solange Vorrat

	DN (mm)	d (mm)	JRG Code	GF Code	SP	Weight (kg)
*	12	16	5354.016	351 616 985	1	0.300
*	15	20	5354.020	351 620 985	1	0.350
*	20	26	5354.026	351 626 985	1	0.554
	25	32	5354.032	351 632 985	1	0.860

	DN (mm)	d (mm)	d1 (mm)	d2 G (inch)	d3 Rp (inch)	d4 (mm)	h (mm)	l (mm)	z (mm)	PN (bar)
*	12	16	16	½	¼	53	70	108	37	10
*	15	20	20	½	¼	53	70	120	39	10
*	20	26	26	¾	¼	53	78	137	41	10
	25	32	32	1	¼	60	89	172	49	10

5357



### JRG LegioStop Straight seat valve Optipress / Sanpress gunmetal

- Description: free of water pockets and maintenance free top, non rising handwheel with optical position indicator, valve seat and valve stem made of stainless steel
- Temperature: max. 90°C
- Material: gunmetal, stainless steel, EPDM, plastic
- Connection: Optipress / Sanpress

### JRG LegioStop Geradsitzventil Optipress / Sanpress Rotguss Ohne Anschluss für Entleerung

- Beschreibung: Totraum- und wartungsfreies Oberteil, nichtsteigendes Handrad mit optischer Stellungsanzeige, Ventilsitz und Ventilstange aus Chromnickelstahl
- Temperatur: max. 90°C
- Werkstoff: Rotguss, Chromnickelstahl, EPDM, Kunststoff
- Anschluss: Optipress / Sanpress

DN (mm)	d (mm)	JRG Code	GF Code	SP	Weight (kg)	d1 (mm)	d2 G (inch)	d4 (mm)	h (mm)	l (mm)	z (mm)	PN (bar)
12	15	5357.015	350 895 812	1	0.380	15	½	53	70	123	38	16
15	18	5357.018	350 895 813	1	0.390	18	½	53	70	122	37	16
20	22	5357.022	350 895 814	1	0.630	22	¾	53	79	147	50	16
25	28	5357.028	350 895 815	1	1.030	28	1	60	89	167	60	16

5358



### JRG LegioStop Straight seat valve Mapress gunmetal Until DN 50

- Description: free of water pockets and maintenance free top, non rising handwheel with optical position indicator, valve seat and valve stem made of stainless steel
- Temperature: max. 90°C
- Material: gunmetal, stainless steel, EPDM, plastic
- Connection: Mapress

### JRG LegioStop Geradsitzventil Mapress Rotguss Bis DN 50

- Beschreibung: Totraum- und wartungsfreies Oberteil, nichtsteigendes Handrad mit optischer Stellungsanzeige, Ventilsitz und Ventilstange aus Chromnickelstahl
- Temperatur: max. 90°C
- Werkstoff: Rotguss, Chromnickelstahl, EPDM, Kunststoff
- Anschluss: Mapress

DN (mm)	d (mm)	JRG Code	GF Code	SP	Weight (kg)	d1 (mm)	d2 G (inch)	d4 (mm)	h (mm)	l (mm)	z (mm)	PN (bar)
12	15	5358.015	350 895 816	1	0.350	15	½	53	70	116	38	16
15	18	5358.018	350 895 817	1	0.410	18	½	53	70	122	41	16
20	22	5358.022	350 895 818	1	0.620	22	¾	53	79	136	47	16
25	28	5358.028	350 895 819	1	1.010	28	1	60	89	155	55	16
32	35	5358.035	350 895 859	1	1.550	35	1 ¼	70	98	173	61	16
40	42	5358.042	350 895 860	1	2.100	42	1 ½	90	110	196	68	16
50	54	5358.054	350 895 861	1	3.010	54	2	90	123	271	101	16

5358



### JRG LegioStop Straight seat valve Mapress gunmetal DN 65

- Description: free of water pockets and maintenance free top, rising handwheel, valve seat and valve stem made of stainless steel
- Temperature: max. 90°C
- Material: gunmetal, stainless steel, EPDM, metal
- Connection: Mapress

### JRG LegioStop Geradsitzventil Mapress Rotguss DN 65

- Beschreibung: Totraum- und wartungsfreies Oberteil, steigendes Handrad, Ventilsitz und Ventilstange aus Chromnickelstahl
- Temperatur: max. 90°C
- Werkstoff: Rotguss, Chromnickelstahl, EPDM, Metall
- Anschluss: Mapress

DN (mm)	d (mm)	JRG Code	GF Code	SP	Weight (kg)	d1 (mm)	d2 G (inch)	d4 (mm)	h (mm)	l (mm)	z (mm)	PN (bar)
65	76.1	<b>5358.076</b>	<b>350 895 862</b>	1	5.485	76.1	2 ½	120	162	365	130	16

5359



### JRG LegioStop Straight seat valve Mepla gunmetal

- Description: free of water pockets and maintenance free top, non rising handwheel with optical position indicator, valve seat and valve stem made of stainless steel
- Temperature: max. 90°C
- Material: gunmetal, stainless steel, EPDM, plastic
- Connection: Mepla
- \*as long as stock last

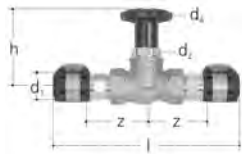
### JRG LegioStop Geradsitzventil Mepla Rotguss

- Beschreibung: Totraum- und wartungsfreies Oberteil, nichtsteigendes Handrad mit optischer Stellungsanzeige, Ventilsitz und Ventilstange aus Chromnickelstahl
- Temperatur: max. 90°C
- Werkstoff: Rotguss, Chromnickelstahl, EPDM, Kunststoff
- Anschluss: Mepla
- \*solange Vorrat

	DN (mm)	d (mm)	JRG Code	GF Code	SP	Weight (kg)
*	12	16	<b>5359.016</b>	<b>350 895 820</b>	1	0.390
	15	20	<b>5359.020</b>	<b>350 895 821</b>	1	0.425
	20	26	<b>5359.026</b>	<b>350 895 822</b>	1	0.665
	25	32	<b>5359.032</b>	<b>350 895 823</b>	1	1.129

	DN (mm)	d (mm)	d1 (mm)	d2 G (inch)	d4 (mm)	h (mm)	l (mm)	z (mm)	PN (bar)
*	12	16	16	½	53	70	144	47	10
	15	20	20	½	53	70	150	48	10
	20	26	26	¾	53	79	174	55	10
	25	32	32	1	60	89	185	64	10

5364



### JRG LegioStop Straight seat valve FlowFit gunmetal

- Description: free of water pockets and maintenance free top, non rising handwheel with optical position indicator, valve seat and valve stem made of stainless steel
- Temperature: max. 90°C
- Material: gunmetal, stainless steel, EPDM, plastic
- Connection: FlowFit

### JRG LegioStop Geradsitzventil FlowFit Rotguss Ohne Anschluss für Entleerung

- Beschreibung: Totraum- und wartungsfreies Oberteil, nichtsteigendes Handrad mit optischer Stellungsanzeige, Ventilsitz und Ventilstange aus Chromnickelstahl
- Temperatur: max. 90°C
- Werkstoff: Rotguss, Chromnickelstahl, EPDM, Kunststoff
- Anschluss: FlowFit

d	DN	JRG	GF	SP	Weight	d1	d2 G	d4	h	l	z
(mm)	(mm)	Code	Code		(kg)	(mm)	(inch)	(mm)	(mm)	(mm)	(mm)
16	12	5364.016	350 895 790	1	0.422	16	½	53	70	160	47
20	15	5364.020	350 895 791	1	0.650	20	½	53	70	165	50
25	20	5364.025	350 895 792	1	1.034	25	¾	53	79	185	60
32	25	5364.032	350 895 793	1	1.570	32	1	60	89	210	68

5360



### JRG LegioStop Straight seat valve gunmetal With outlet hose screw connection

- Description: free of water pockets and maintenance free top, non rising handwheel with optical position indicator, valve seat and valve stem made of stainless steel
- Temperature: max. 90°C
- Material: gunmetal, stainless steel, EPDM, plastic
- Connection: inlet female thread, outlet hose screw connection

### JRG LegioStop Geradsitzventil Rotguss Mit Schlauchverschraubung am Ausgang

- Beschreibung: Totraum- und wartungsfreies Oberteil, nichtsteigendes Handrad mit optischer Stellungsanzeige, Ventilsitz und Ventilstange aus Chromnickelstahl
- Temperatur: max. 90°C
- Werkstoff: Rotguss, Chromnickelstahl, EPDM, Kunststoff
- Anschluss: Eingang Innengewinde, Ausgang Schlauchverschraubung

DN	Size	GN	JRG	GF	SP	Weight
(mm)	(inch)	(inch)	Code	Code		(kg)
15	½	½	5360.240	350 895 824	1	0.360
20	¾	¾	5360.320	350 895 825	1	0.550

DN	d1 Rp	d2 G	d4	d5 G	d6	h	l	l2	l3	z	PN
(mm)	(inch)	(inch)	(mm)	(inch)	(mm)	(mm)	(mm)	(mm)	(mm)	(mm)	(bar)
15	½	½	53	¾	16	70	104	29	45	17	16
20	¾	¾	53	1	19	79	120	34	49	23	16

5363



### JRG LegioStop Straight seat valve with cap gunmetal

- Description: free of water pockets and maintenance free top, non rising handwheel with optical position indicator, valve seat and valve stem made of stainless steel
- Temperature: max. 90°C
- Material: gunmetal, stainless steel, EPDM, plastic
- Connection: inlet female thread, outlet with cap

### JRG LegioStop Geradsitzventil Rotguss Mit Kappe am Ausgang

- Beschreibung: Totraum- und wartungsfreies Oberteil, nichtsteigendes Handrad mit optischer Stellungsanzeige, Ventilsitz und Ventilstange aus Chromnickelstahl
- Temperatur: max. 90°C
- Werkstoff: Rotguss, Chromnickelstahl, EPDM, Kunststoff
- Anschluss: Eingang Innengewinde, Ausgang mit Kappe

DN (mm)	GN Size (inch)	JRG Code	GF Code	SP Weight (kg)
15	½	5363.240	350 895 826	1 0.300
20	¾	5363.320	350 895 827	1 0.495

DN (mm)	d1 (inch)	Rp (inch)	d2 G (inch)	d4 (mm)	d5 G (inch)	h (mm)	l1 (mm)	l2 (mm)	z (mm)	PN (bar)
15	½	½	53	¾	70	63	29	17	16	
20	¾	¾	53	1	79	76	34	23	16	

5371



### JRG LegioStop Straight seat valve gunmetal

- Description: free of water pockets and maintenance free top, non rising handwheel with optical position indicator, valve seat and valve stem made of stainless steel
- Temperature: max. 90°C
- Material: gunmetal, stainless steel, EPDM, plastic
- Connection: female thread

### JRG LegioStop Geradsitzventil Rotguss Bis DN 50

- Beschreibung: Totraum- und wartungsfreies Oberteil, nichtsteigendes Handrad mit optischer Stellungsanzeige, Ventilsitz und Ventilstange aus Chromnickelstahl
- Temperatur: max. 90°C
- Werkstoff: Rotguss, Chromnickelstahl, EPDM, Kunststoff
- Anschluss: Innengewinde

DN (mm)	GN Size (inch)	JRG Code	GF Code	SP Weight (kg)
15	½	5371.240	350 895 806	1 0.310
20	¾	5371.320	350 895 807	1 0.470
25	1	5371.400	350 895 808	1 0.810
32	1 ¼	5371.480	350 895 809	1 1.150
40	1 ½	5371.560	350 895 810	1 1.725
50	2	5371.640	350 895 811	1 2.380

DN (mm)	d1 (inch)	Rp (inch)	d2 G (inch)	d3 Rp (inch)	d4 (mm)	h (mm)	l (mm)	z (mm)	PN (bar)
15	½	½	53	¼	53	70	60	17	16
20	¾	¾	53	¼	53	79	75	23	16
25	1	1	53	¼	60	89	90	28	16
32	1 ¼	1 ¼	53	¾	70	98	105	34	16
40	1 ½	1 ½	53	¾	90	110	120	41	16
50	2	2	53	¾	90	123	140	46	16

5371



### JRG LegioStop Straight seat valve gunmetal

- Description: free of water pockets and maintenance free top, rising handwheel, valve seat and valve stem made of stainless steel
- Temperature: max. 90°C
- Material: gunmetal, stainless steel, EPDM, metal
- Connection: female thread

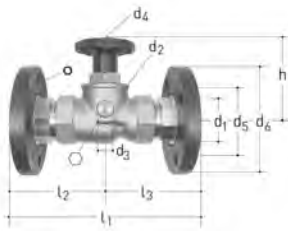
### JRG LegioStop Geradsitzventil Rotguss Ab DN 65

- Beschreibung: Totraum- und wartungsfreies Oberteil, steigendes Handrad, Ventilsitz und Ventilstange aus Chromnickelstahl
- Temperatur: max. 90°C
- Werkstoff: Rotguss, Chromnickelstahl, EPDM, Metall
- Anschluss: Innengewinde

DN (mm)	GN (inch)	Size (inch)	JRG Code	GF Code	SP	Weight (kg)
65	2 ½	2 ½	5371.720	350 895 830	1	3.910

DN (mm)	d1 (inch)	Rp (inch)	d2 G (inch)	d3 Rp (inch)	d4 (mm)	h (mm)	l (mm)	z (mm)	PN (bar)
65	2 ½	2 ½	¼	¼	120	162	180	60	16

5374



### JRG LegioStop Straight seat valve gunmetal With flanges

\*as long as stock last

- Description: free of water pockets and maintenance free top, non rising handwheel with optical position indicator, valve seat and valve stem made of stainless steel, drilled with flanges according to SN EN 1092, loose flange made of PP-GF with steel insert
- Temperature: max. 90°C
- Material: gunmetal, stainless steel, EPDM, plastic
- Connection: flange

### JRG LegioStop Geradsitzventil Rotguss Mit Flansch

\*solange Vorrat

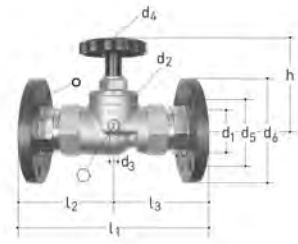
- Beschreibung: Totraum- und wartungsfreies Oberteil, nichtsteigendes Handrad mit optischer Stellungsanzeige, Ventilsitz und Ventilstange aus Chromnickelstahl, gebohrt mit Flanschen nach SN EN 1092, loser Flansch aus PP-GF mit Stahleinlage
- Temperatur: max. 90°C
- Werkstoff: Rotguss, Chromnickelstahl, EPDM, Kunststoff
- Anschluss: Flansch

	DN (mm)	d (mm)	JRG Code	GF Code	SP	Weight (kg)
*	25	25	5374.025	350 895 852	1	2.380
*	32	32	5374.032	350 895 853	1	3.460
*	40	40	5374.040	350 895 854	1	4.600
*	50	50	5374.050	350 895 855	1	6.160

	DN (mm)	d1 (mm)	d2 G (inch)	d3 Rp (inch)	d4 (mm)	d5 (mm)	d6 (mm)	h (mm)	l1 (mm)	l2 (mm)	l3 (mm)	PN (bar)	○	⬡ (mm)
*	25	25	1	¼	60	85	115	90	188	94	94	16	4x14	6
*	32	32	1 ¼	¾	70	100	140	105	208	104	104	16	4x18	6
*	40	40	1 ½	¾	90	110	150	120	229	115	115	16	4x18	6
*	50	50	2	¾	90	125	165	140	252	126	126	16	4x18	6



5374



**JRG LegioStop Straight seat valve gunmetal  
With flanges DN 65**

- Description: free of water pockets and maintenance free top, rising handwheel, valve seat and valve stem made of stainless steel, drilled with flanges according to SN EN 1092, loose flange made of PP-GF with steel insert
- Temperature: max. 90°C
- Material: gunmetal, stainless steel, EPDM, metal
- Connection: flange
- \*as long as stock last

**JRG LegioStop Geradsitzventil Rotguss  
Mit Flansch DN 65**

- Beschreibung: Totraum- und wartungsfreies Oberteil, steigendes Handrad, Ventilsitz und Ventilstange aus Chromnickelstahl, gebohrt mit Flanschen nach SN EN 1092, loser Flansch aus PP-GF mit Stahleinlage
- Temperatur: max. 90°C
- Werkstoff: Rotguss, Chromnickelstahl, EPDM, Metall
- Anschluss: Flansch
- \*solange Vorrat

	DN (mm)	d (mm)	JRG Code	GF Code	SP	Weight (kg)
*	65	65	5374.065	350 895 856	1	8.650

	DN (mm)	d1 (mm)	d2 G (inch)	d3 Rp (inch)	d4 (mm)	d5 (mm)	d6 (mm)	h (mm)	l1 (mm)	l2 (mm)	l3 (mm)	PN (bar)	○ (mm)	◇ (mm)
*	65	65	2 ½	¼	120	145	185	162	296	148	148	16	4x18	6

**Spare parts  
Ersatzteile**

5395



**JRG LegioStop Straight seat valve gunmetal  
Upper part**

- Description: free of water pockets and maintenance free top, non rising handwheel with optical position indicator
- Temperature: max. 90°C
- Material: gunmetal, brass, EPDM, plastic

**JRG LegioStop Geradsitzventil Rotguss  
Oberteil**

- Beschreibung: Totraum- und wartungsfreies Oberteil, nichtsteigendes Handrad mit optischer Stellungsanzeige
- Temperatur: max. 90°C
- Werkstoff: Rotguss, Messing, EPDM, Kunststoff

	GN (inch)	DN (mm)	JRG Code	GF Code	Weight (kg)	d2 G (inch)	d4 (mm)	h (mm)	hub max. (mm)	hub / DIN 3512 (mm)
	½	15	5395.240	350 894 800	0.125	½	53	17	10	5
	¾	20	5395.320	350 894 900	0.188	¾	53	19	11	7
	1	25	5395.400	350 895 000	0.330	1	60	23	13	8
	1 ¼	32	5395.480	350 895 100	0.500	1 ¼	70	25	15	10
	1 ½	40	5395.560	350 895 200	0.640	1 ½	90	28	17	12
	2	50	5395.640	350 895 300	0.800	2	90	32	16	21

5395



### JRG LegioStop Straight seat valve Upper part DN65

- Description: free of water pockets and maintenance free top, rising handwheel
- Temperature: max. 90°C
- Material: gunmetal, stainless steel, EPDM, metal

### JRG LegioStop Geradsitzventil Oberteil DN65

- Beschreibung: Totraum- und wartungsfreies Oberteil, steigendes Handrad
- Temperatur: max. 90°C
- Werkstoff: Rotguss, Chromnickelstahl, EPDM, Metall

GN (inch)	DN (mm)	JRG Code	GF Code	SP	Weight (kg)	d2 G (inch)	d4 (mm)	h (mm)	hub max. (mm)	hub / DIN 3512 (mm)
2 ½	65	5395.720	350 895 400	1	1.450	2 ½	120	37	24	30

5340



### JRG Upper part gunmetal With hand wheel

- Material: gunmetal, brass, EPDM, metal

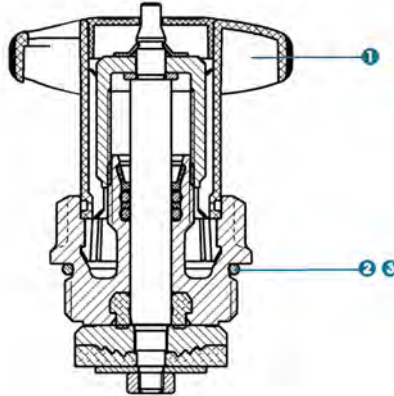
### JRG Oberteil Rotguss Mit Handrad

- Werkstoff: Rotguss, Messing, EPDM, Metall

GN (inch)	DN (mm)	JRG Code	GF Code	SP	Weight (kg)	d2 G (inch)	d4 (mm)
¾	10	5340.160	350 802 202	1	0.095	¾	50

# Spare Parts for straight seat valve top Ersatzteile zu Geradsitzventil-Oberteil

Ersatzteile zu Geradsitzventil-Oberteil  
Pièces de rechange pour chapeau de robinet d'arrêt droit  
Pezzi di ricambio per parte superiore valvola con sede diritta



- ① Handrad inkl. grünem Stopfen / Volant avec plaquette verte incluse / Volantino incluso (tappo verde)
- ② Flachdichtung / Joint plat / Guarnizione piana
- ③ O-Ring / O-Ring / O-Ring

+GF+



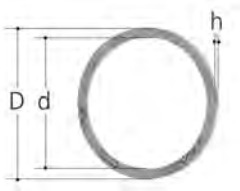
## (1) Hand wheel incl. green plug

- Description: to JRG LegioStop Straight seat valve

## (1) Handrad inkl. grünem Stopfen

- Beschreibung: zu JRG LegioStop Geradsitzventil

GN (inch)	d (mm)	h (mm)	GF Code
½	53	36.2	<b>350 894 880</b>
¾	53	39.7	<b>350 894 980</b>
1	60	43.3	<b>350 895 080</b>
1 ¼	70	59.5	<b>350 895 180</b>
2 / 1 ½	90	67.6	<b>350 895 280</b>



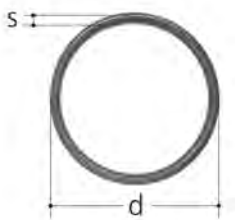
### Flat gasket

- For valve body up to 2007

### Flachdichtung

- Für Ventilgehäuse bis 2007

GN (inch)	D (mm)	d (mm)	h (mm)	GF Code
½	26.0	21.0	1.5	<b>350 928 727</b>
¾	31.5	26.5	1.5	<b>350 928 785</b>
1	39.5	33.5	1.5	<b>350 928 786</b>
1 ¼	49.0	42.0	1.5	<b>350 928 782</b>
1 ½	56.0	48.0	1.5	<b>350 928 787</b>
2	68.0	60.0	1.5	<b>350 928 772</b>
2 ½	84.0	75.5	1.5	<b>350 929 431</b>
3	97.0	88.0	1.5	<b>350 929 432</b>



### O-Ring EPDM

- Material: EPDM
- For valve body from 2007 - for shut-off valve

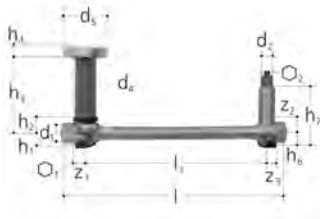
### O-Ring EPDM

- Werkstoff: EPDM
- Für Ventilgehäuse ab 2007

d (mm)	s (mm)	GF Code	JRGURED (inch)	Slanted/Straight seat valves (inch)
17.1	2.6	<b>350 981 114</b>	1/2	
21.9	2.6	<b>350 981 119</b>	3/4	
28.2	2.6	<b>350 981 123</b>	1	1/2
36.8	2.6	<b>350 981 127</b>		3/4
37.8	2.6	<b>350 981 128</b>	1 1/4	
44.1	2.6	<b>350 981 132</b>	1 1/2	
44.1	3.5	<b>350 981 222</b>		1
55.2	2.6	<b>350 981 139</b>		
56.7	3.5	<b>350 981 228</b>		1 1/4
69.2	5.3	<b>350 981 616</b>		1 1/2
71.1	2.6	<b>350 981 148</b>	2 1/2	
82.2	2.6	<b>350 981 151</b>	3	
88.2	5.3	<b>350 981 622</b>		2 - 2 1/2

# Compact units Kompakteinheiten

5458



## JRG LegioStop Shut-off unit gunmetal

- Temperature: max. 90°C
- Material: gunmetal, stainless steel, EPDM, plastic
- Connection: female thread
- Consisting of: concealed straight seat valve, washing basin outlet, pressure plug, noise absorbing plate

## JRG LegioStop Absperreinheit Rotguss

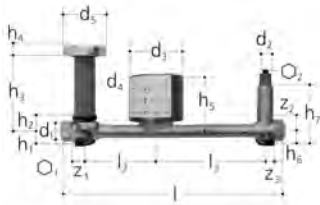
- Temperatur: max. 90°C
- Werkstoff: Rotguss, Chromnickelstahl, EPDM, Kunststoff
- Anschluss: Innengewinde
- Bestehend aus: Unterputz-Geradsitzventil, Waschtisch Abgang, Abpress-Stopfen, Schalldämmplatte

GN	DN	JRG	GF	SP	Weight
(inch)	(mm)	Code	Code		(kg)
¾	20	<b>5458.045</b>	<b>355 566 411</b>	1	1.550

GN	DN	d1 Rp	d2 Rp	d4	d5	h1	h2	h3	h4	h6	h7	l	l1	PN
(inch)	(mm)	(inch)	(inch)	(mm)	(mm)	(mm)	(mm)	(mm)	(mm)	(mm)	(mm)	(mm)	(mm)	(bar)
¾	20	¾	½	34	71	22	28	43 - 110	22	22	97	368	300	10

GN	DN	z1	z2	z3	Ø1	Ø2
(inch)	(mm)	(mm)	(mm)	(mm)	(mm)	(mm)
¾	20	23	20	15	32	10

5458



## JRG LegioStop Shut-off unit gunmetal

- Temperature: max. 90°C
- Material: gunmetal, stainless steel, EPDM, plastic
- Connection: female thread
- Consisting of: concealed straight seat valve, washing basin outlet, pressure plug, noise absorbing plate, counter connection UPZ KOAX

## JRG LegioStop Absperreinheit Rotguss


- Temperatur: max. 90°C
- Werkstoff: Rotguss, Chromnickelstahl, EPDM, Kunststoff
- Anschluss: Innengewinde
- Bestehend aus: Unterputz-Geradsitzventil, Waschtisch Abgang, Abpress-Stopfen, Schalldämmplatte, Anschluss UPZ KOAX Zähler

GN	DN	JRG	GF	SP	Weight
(inch)	(mm)	Code	Code		(kg)
¾	20	<b>5458.055</b>	<b>355 566 476</b>	1	2.040

GN	DN	d1 Rp	d2 Rp	d3	d4	d5	h1	h2	h3	h4	h5	h6	h7	l
(inch)	(mm)	(inch)	(inch)	(mm)	(mm)	(mm)	(mm)	(mm)	(mm)	(mm)	(mm)	(mm)	(mm)	(mm)
¾	20	¾	½	103	34	71	22	28	43 - 110	22	100	22	97	368

GN	DN	l2	l3	PN	z1	z2	z3	Ø1	Ø2
(inch)	(mm)	(mm)	(mm)	(bar)	(mm)	(mm)	(mm)	(mm)	(mm)
¾	20	130	170	10	23	20	15	32	10

5458



### JRG LegioStop Compact unit gunmetal for GIS profile

- Consisting of: 2 plates, 2 lockable units, drain pipe, pressure plug, fixing clip, noise absorbing plate

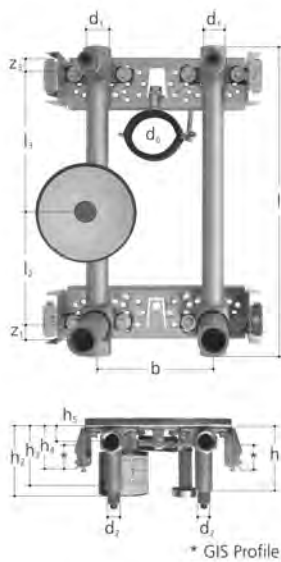
### JRG LegioStop Kompakteinheit Rotguss für GIS Profil

- Bestehend aus: 2 Armaturenplatten, 2 Absperrereinheiten, Ablaufrohrschele, Abpresstopfen, Befestigungs-Clip, Schalldämmplatte

GN (inch)	DN (mm)	JRG Code	GF Code	SP	Weight (kg)
¾	20	<b>5458.058</b>	<b>355 566 469</b>	1	4.095

GN (inch)	DN (mm)	b (mm)	d1 Rp (inch)	d2 Rp (inch)	d6 (mm)	h1 (mm)	h3 (mm)	h4 (mm)	h5 (mm)	l (mm)	l1 (mm)	PN (bar)	z1 (mm)	z3 (mm)
¾	20	141	¾	½	50 - 56	130	97	71	22	368	300	10	23	15

5458



### JRG LegioStop Compact unit gunmetal for GIS profile

- Consisting of: 2 plates, shut-off unit, drain pipe, pressure plug, fixing clip, noise absorbing plate, counter connection UPZ KOAX

### JRG LegioStop Kompakteinheit Rotguss für GIS Profil

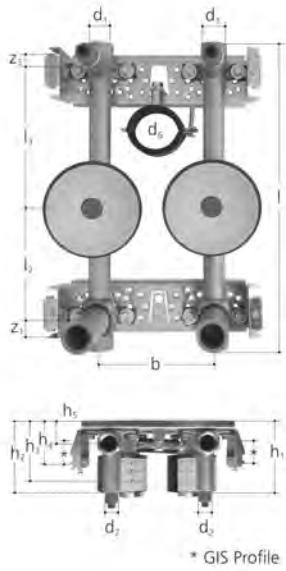
- Bestehend aus: 2 Armaturenplatten, Absperrereinheiten, Ablaufrohrschele, Abpresstopfen, Befestigungs-Clip, Schalldämmplatte, Anschluss UPZ KOAX Zähler

GN (inch)	DN (mm)	JRG Code	GF Code	SP	Weight (kg)
¾	20	<b>5458.065</b>	<b>355 566 477</b>	1	4.500

GN (inch)	DN (mm)	b (mm)	d1 Rp (inch)	d2 Rp (inch)	d6 (mm)	h1 (mm)	h2 (mm)	h3 (mm)	h4 (mm)	h5 (mm)	l (mm)	l2 (mm)	l3 (mm)	PN (bar)
¾	20	141	¾	½	50 - 56	130	110	97	71	22	368	130	170	10

GN (inch)	DN (mm)	z1 (mm)	z3 (mm)
¾	20	23	15

5458



**JRG LegioStop Compact unit gunmetal for GIS profile**

- Consisting of: 2 plates, 2 shut-off units, compact unit, 2 counter connections UPZ KOAX

**JRG LegioStop Kompakteinheit Rotguss für GIS Profil**

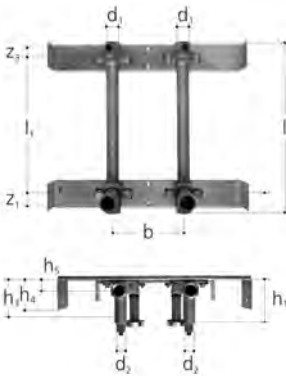
- Bestehend aus: 2 Armaturenplatten, 2 Absperrereinheiten, Kompakteinheit, 2 Anschlüsse UPZ KOAX Zähler

GN (inch)	DN (mm)	JRG Code	GF Code	SP	Weight (kg)
¾	20	5458.075	355 566 478	1	4.905

GN (inch)	DN (mm)	b (mm)	d1 Rp (inch)	d2 Rp (inch)	d6 (mm)	h1 (mm)	h2 (mm)	h3 (mm)	h4 (mm)	h5 (mm)	l (mm)	l2 (mm)	l3 (mm)	PN (bar)
¾	20	141	¾	½	50 - 56	130	110	97	71	22	368	130	170	10

GN (inch)	DN (mm)	z1 (mm)	z3 (mm)
¾	20	23	15

5459



**JRG LegioStop Compact unit gunmetal**

- Description: to Duofix washing basin element
- Material: gunmetal
- Consisting of: 2 plates, 2 shut-off units, compact unit

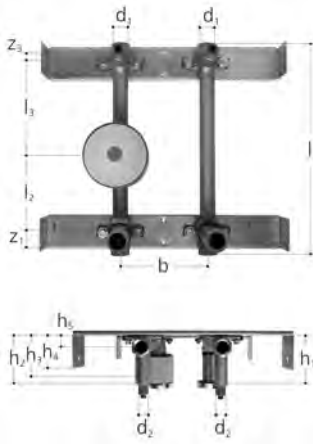
**JRG LegioStop Kompakteinheit Rotguss**

- Beschreibung: zu Duofix-Waschtischelement
- Werkstoff: Rotguss
- Bestehend aus: 2 Armaturenplatten, 2 Absperrereinheiten, Kompakteinheit

GN (inch)	DN (mm)	JRG Code	GF Code	SP	Weight (kg)
¾	20	5459.058	355 566 358	1	4.140

GN (inch)	DN (mm)	b (mm)	d1 Rp (inch)	d2 Rp (inch)	h1 (mm)	h2 (mm)	h3 (mm)	h4 (mm)	h5 (mm)	l (mm)	l2 (mm)	l3 (mm)	PN (bar)	z1 (mm)	z3 (mm)
¾	20	153	¾	½	130	110	97	63	22	368	130	170	10	23	15

5459



### JRG LegioStop Compact unit gunmetal

- Description: to Duofix washing basin element
- Material: gunmetal
- Consisting of: 2 plates, 2 shut-off units, compact unit, counter connection UPZ KOAX
- \*as long as stock last

### JRG LegioStop Kompakteinheit Rotguss

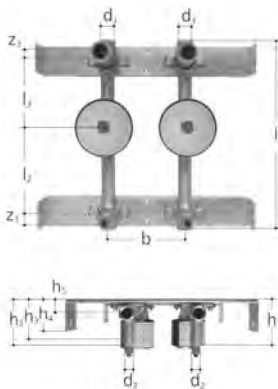
- Beschreibung: zu Duofix-Waschtischelement
- Werkstoff: Rotguss
- Bestehend aus: 2 Armaturenplatten, 2 Absperrereinheiten, Kompakteinheit, Anschluss UPZ KOAX Zähler
- \*solange Vorrat

	GN (inch)	DN (mm)	JRG Code	GF Code	SP	Weight (kg)
*	¾	20	5459.065	355 566 371	1	4.520

	GN (inch)	DN (mm)	b (mm)	d1 Rp (inch)	d2 Rp (inch)	h1 (mm)	h2 (mm)	h3 (mm)	h4 (mm)	h5 (mm)	l (mm)	l2 (mm)	l3 (mm)	PN (bar)	z1 (mm)
*	¾	20	153	¾	½	130	110	97	63	22	368	130	170	10	23

	GN (inch)	DN (mm)	z3 (mm)
*	¾	20	15

5459



### JRG LegioStop Compact unit gunmetal

- Description: to Duofix washing basin element
- Material: gunmetal
- Consisting of: 2 plates, 2 shut-off units, compact unit, 2 counter connections UPZ KOAX

### JRG LegioStop Kompakteinheit Rotguss

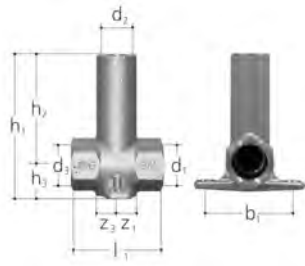
- Beschreibung: zu Duofix-Waschtischelement
- Werkstoff: Rotguss
- Bestehend aus: 2 Armaturenplatten, 2 Absperrereinheiten, Kompakteinheit, 2 Anschlüsse UPZ KOAX Zähler

	GN (inch)	DN (mm)	JRG Code	GF Code	SP	Weight (kg)
	¾	20	5459.075	355 566 372	1	4.634

	GN (inch)	DN (mm)	b (mm)	d1 Rp (inch)	d2 Rp (inch)	h1 (mm)	h2 (mm)	h3 (mm)	h4 (mm)	h5 (mm)	l (mm)	l2 (mm)	l3 (mm)	PN (bar)	z1 (mm)	z3 (mm)
	¾	20	153	¾	½	130	110	97	63	22	368	130	170	10	23	15



5458

**JRG Tee reduced 3/4-1/2-3/4 gunmetal**

- Material: gunmetal
- Connection: female thread

**JRG T-Stück reduziert 3/4-1/2-3/4 Rotguss**

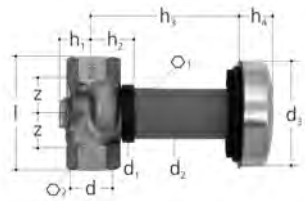
- Werkstoff: Rotguss
- Anschluss: Innengewinde

GN (inch)	DN (mm)	Size (inch)	JRG Code	GF Code	SP	Weight (kg)
3/4	20	3/4	<b>5458.095</b>	<b>355 639 222</b>	1	0.360

GN (inch)	DN (mm)	b1 (mm)	d1 Rp (inch)	d2 Rp (inch)	d3 Rp (inch)	h1 (mm)	h2 (mm)	h3 (mm)	l1 (mm)	PN (bar)	z1 (mm)	z3 (mm)
3/4	20	60	3/4	1/2	3/4	95	74	22	60	10	15	15

## Concealed valves Unterputz-Ventile

5900

**JRG LegioStop Concealed straight seat valve gunmetal**

- Temperature: max. 90°C
- Material: gunmetal, stainless steel, EPDM, plastic
- Connection: female thread

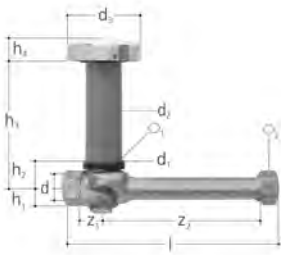
**JRG LegioStop Unterputz-Geradsitzventil Rotguss**

- Temperatur: max. 90°C
- Werkstoff: Rotguss, Chromnickelstahl, EPDM, Kunststoff
- Anschluss: Innengewinde

d Rp (inch)	GN (inch)	DN (mm)	JRG Code	GF Code	SP	Weight (kg)
1/2	1/2	15	<b>5900.240</b>	<b>351 062 000</b>	1	0.577
3/4	3/4	20	<b>5900.320</b>	<b>351 062 001</b>	1	0.606
1	1	25	<b>5900.400</b>	<b>351 062 002</b>	1	0.810

d Rp (inch)	GN (inch)	DN (mm)	d1 (mm)	d2 (mm)	d3 (mm)	h1 (mm)	h2 (mm)	h3 (mm)	h4 (mm)	l (mm)	z (mm)	PN (bar)	○1 (mm)	○2 (mm)
1/2	1/2	15	39	34	71	18	28	43 - 275	22	65	20	16	18	27
3/4	3/4	20	39	34	71	22	28	43 - 275	22	75	23	16	18	32
1	1	25	39	34	71	27	28	43 - 275	22	90	28	16	18	41

5910



**JRG LegioStop Concealed shut off fitting gunmetal**

- Temperature: max. 90°C
- Material: gunmetal, stainless steel, EPDM, plastic
- Connection: female thread

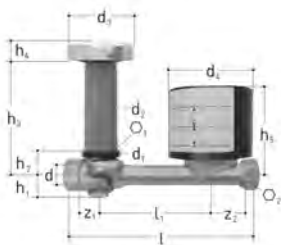
**JRG LegioStop Unterputz-Absperrgarnitur Rotguss**

- Temperatur: max. 90°C
- Werkstoff: Rotguss, Chromnickelstahl, EPDM, Kunststoff
- Anschluss: Innengewinde

d Rp	GN	DN	JRG Code	GF Code	SP	Weight (kg)
(inch)	(inch)	(mm)				
¾	¾	20	<b>5910.320</b>	<b>355 566 455</b>	1	0.967

d Rp	GN	DN	d1	d2	d3	h1	h2	h3	h4	l	z1	z2	PN	○1	○2
(inch)	(inch)	(mm)	(mm)	(mm)	(mm)	(mm)	(mm)	(mm)	(mm)	(mm)	(mm)	(mm)	(bar)	(mm)	(mm)
¾	¾	20	39	34	71	22	28	43 - 110	24	223	23	170	10	18	32

5916



**JRG LegioStop Concealed shut off fitting gunmetal**

- Temperature: max. 90°C
- Material: gunmetal, stainless steel, EPDM, plastic
- Connection: female thread
- Consisting of: concealed straight seat valve, counter connection UPZ KOAX

**JRG LegioStop Unterputz-Absperrgarnitur Rotguss**

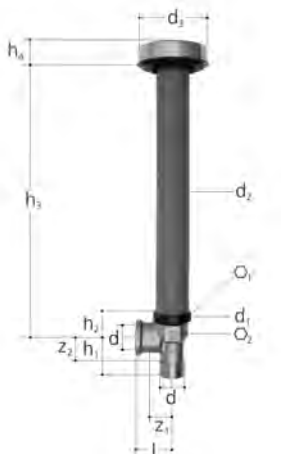
- Temperatur: max. 90°C
- Werkstoff: Rotguss, Chromnickelstahl, EPDM, Kunststoff
- Anschluss: Innengewinde
- Bestehend aus: Unterputz Geradsitzventil, Anschluss UPZ KOAX Zähler

d Rp	GN	DN	JRG Code	GF Code	SP	Weight (kg)
(inch)	(inch)	(mm)				
¾	¾	20	<b>5916.320</b>	<b>355 566 480</b>	1	1.410

d Rp	GN	DN	d1	d2	d3	d4	h1	h2	h3	h4	h5	l	l1	z1	z2
(inch)	(inch)	(mm)	(mm)	(mm)	(mm)	(mm)	(mm)	(mm)	(mm)	(mm)	(mm)	(mm)	(mm)	(mm)	(mm)
¾	¾	20	39	34	71	103	22	28	43 - 110	24	95	223	130	23	40

d Rp	GN	DN	PN	○1	○2
(inch)	(inch)	(mm)	(bar)	(mm)	(mm)
¾	¾	20	10	18	32

5920



**JRG LegioStop Concealed corner straight seat valve gunmetal**

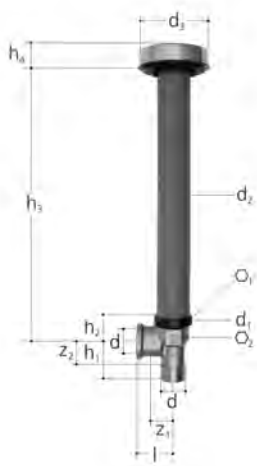
- Temperature: max. 90°C
- Material: gunmetal, stainless steel, EPDM, plastic
- Connection: inlet male thread, outlet female thread

**JRG LegioStop Unterputz-Eck-Geradsitzventil Rotguss**

- Temperatur: max. 90°C
- Werkstoff: Rotguss, Chromnickelstahl, EPDM, Kunststoff
- Anschluss: Eingang Aussengewinde, Abgang Innengewinde

GN	DN	JRG Code	GF Code	SP	Weight (kg)
(inch)	(mm)				
½	15	<b>5920.240</b>	<b>351 062 016</b>	1	0.465
¾	20	<b>5920.320</b>	<b>351 062 018</b>	1	0.533

table continued on the next page



GN	DN	d1	d2	d3	d Rp	h1	h2	h3	h4	l	z1	z2	PN	○1	○2
(inch)	(mm)	(mm)	(mm)	(mm)	(inch)	(mm)	(mm)	(mm)	(mm)	(mm)	(mm)	(mm)	(bar)	(mm)	(mm)
½	15	39	34	71	½	35	24	43 - 275	22	33	20	22	16	18	34
¾	20	39	34	71	¾	40	27	43 - 275	22	38	23	25	16	18	42

5921



### JRG LegioStop Concealed corner straight seat valve gunmetal

- Temperature: max. 90°C
  - Material: gunmetal, stainless steel, EPDM
  - Connection: inlet male thread, outlet female thread
- \*as long as stock last

### JRG LegioStop Unterputz-Eck-Geradsitzventil Rotguss

- Temperatur: max. 90°C
  - Werkstoff: Rotguss, Chromnickelstahl, EPDM
  - Anschluss: Eingang Aussengewinde, Abgang Innengewinde
- \*solange Vorrat

d Rp	GN	DN	JRG Code	GF Code	SP	Weight	
(inch)	(inch)	(mm)				(kg)	
*	½	½	15	<b>5921.240</b>	<b>351 062 017</b>	1	0.275
*	¾	¾	20	<b>5921.320</b>	<b>351 062 019</b>	1	0.340

d Rp	GN	DN	d1	h1	h2	h3	l	z1	PN	○1	○2	
(inch)	(inch)	(mm)	(mm)	(mm)	(mm)	(mm)	(mm)	(mm)	(bar)	(mm)	(mm)	
*	½	½	15	25	35	29	30	33	20	16	18	34
*	¾	¾	20	25	40	32	30	38	23	16	18	42

## Accessories Zubehör

5929



### JRG Manual device, chromium-plated metal

- Description: to concealed straight seat valve (from 2009)
- Material: metal, plastic

### Handbetätigung, verchromt

- Beschreibung: für Unterputz-Geradsitzventile (ab 2009)
- Material: Metall, Kunststoff

JRG Code	GF Code	SP	Weight	d1	d2	h
			(kg)	(mm)	(mm)	(mm)
<b>5929.004</b>	<b>351 062 103</b>	1	0.160	71	48	69

# Spare parts Ersatzteile

5995



## JRG LegioStop Upper part gunmetal

- Description: to concealed straight seat valve (from 2009)
- Material: gunmetal, stainless steel, EPDM

## JRG LegioStop Oberteil Rotguss

- Beschreibung: für Unterputz-Geradsitzventile (ab 2009)
- Werkstoff: Rotguss, Chromnickelstahl, EPDM

d (mm)	GN (inch)	DN (mm)	JRG Code	GF Code	SP	Weight (kg)	h (mm)	hub max. (mm)	⊘1 (mm)	⊘2 (mm)
M25 x 1.5	½ - 1	15 - 25	<b>5995.000</b>	<b>351 062 081</b>	1	0.112	25	7	18	11

5980



## JRG Protection sleeve plastic

- Description: to GF JRG concealed shut off valves and concealed adjustable sockets until 2009
- Material: plastic

## Schutzhülse

- Beschreibung: zu GF JRG UP Absperrventile und Reguliermuffen bis 2009
- Werkstoff: Kunststoff

d (mm)	GN (inch)	DN (mm)	JRG Code	GF Code	SP	Weight (kg)	l (mm)
38	½	15	<b>5980.240</b>	<b>350 228 902</b>	1	0.027	85
43	¾	20	<b>5980.320</b>	<b>350 229 002</b>	1	0.034	85
50	1	25	<b>5980.400</b>	<b>350 229 102</b>	1	0.041	85
62	1 ¼	32	<b>5980.480</b>	<b>350 243 802</b>	1	0.062	85



## JRG Conduit plastic

- Description: to concealed straight seat valve
- Material: plastic

## Schutzrohr

- Beschreibung: für Unterputz-Geradsitzventile
- Werkstoff: Kunststoff

GF Code	Weight (kg)	d (mm)	h (mm)
<b>351 062 064</b>	0.090	34	275



### JRG LegioStop Hexagon valve stem extension aluminium

- Description: to concealed straight seat valve
- Material: aluminium

### JRG LegioStop Sechskant Ventilstangen-Verlängerung Aluminium

- Beschreibung: für Unterputz-Geradsitzventile
- Werkstoff: Aluminium

GF Code	SP	Weight (kg)	Hexagon (mm)	l (mm)
351 062 071	1	0.013	13	110
351 062 070	1	0.032	13	275



### Coupler Coupler fits to conduit of concealed valves from 2009 aluminium

- Description: to concealed straight seat valve (from 2009)
- Material: aluminium

### Muffe für Schutzrohr Aluminium Passend zu UP-Ventile ab 2009

- Beschreibung: für Unterputz-Geradsitzventile (ab 2009)
- Werkstoff: Aluminium

GF Code	SP	Weight (kg)	d (mm)	h (mm)
350 830 151	1	0.040	35	40

5982



### JRG Escutcheon plastic

- Description: to GF JRG concealed straight seat valves until 2009
- Material: plastic, chromed
- \*as long as stock last

### JRG Deckkappe Kunststoff

- Beschreibung: zu GF JRG UP Geradsitzventil bis 2009
- Werkstoff: Kunststoff, verchromt
- \*solange Vorrat

d (mm)	GN (inch)	DN (mm)	JRG Code	GF Code	SP	Weight (kg)	l (mm)
60	½	15	5982.240	350 229 405	1	0.019	22
65	¾	20	5982.320	350 229 305	1	0.033	27
70	1	25	5982.400	350 229 205	1	0.030	29
*	80	1 ¼	5982.480	350 243 905	1	0.042	35

1062



### JRG Pre-fabricated set

- Description: to concealed straight seat valve (from 2009)

### JRG Ersatz-Fertigbauset

- Beschreibung: für Unterputz-Geradsitzventile (ab 2009)

GF Code	SP	Weight (kg)
351 062 089	1	0.050

5985



### JRG Concealed shut-off valve brass Upper part (1970-2009)

- Material: brass

### JRG Verdecktes Absperrventil Messing Oberteil (1970-2009)

- Werkstoff: Messing

d G (inch)	GN (inch)	DN (mm)	JRG Code	GF Code	SP	Weight (kg)	h (mm)	⊘ (mm)
½	½	15	5985.240	350 874 005	1	0.071	16	17
¾	¾	20	5985.320	350 874 105	1	0.129	18	22
1	1	25	5985.400	350 874 205	1	0.205	19	22
1 ¼	1 ¼	32	5985.480	350 874 305	1	0.381	25	30

5986



### JRG Concealed straight seat valve upper part brass

- Material: brass


### JRG Unterputz-Geradsitzventil Oberteil Messing

- Werkstoff: Messing

d (mm)	GN (mm)	DN (mm)	JRG Code	GF Code	SP	Weight (kg)	h (mm)	⊘ (mm)
20x19	20x19	15	5986.160	350 261 205	1	0.075	16	17
32x14	32x14	20	5986.320	350 261 405	1	0.197	19	22

## Connection parts Absperr-/Zählereinheit

5917



### JRG Adapter GIS steel

- Description: to JRG concealed shut-off/counter unit compact, connection kit
- Material: steel
- Consisting of: set of 2 pcs

### JRG Adapter GIS Stahl

- Beschreibung: zu JRG UP-Absperr-/Zählereinheit kompakt, Anschlussgarnitur
- Werkstoff: Stahl
- Bestehend aus: Set à 2 Stk.

JRG Code	GF Code	SP	Weight (kg)	b1 (mm)	b2 (mm)	h1 (mm)	h2 (mm)	l (mm)
5917.001	355 566 545	1	0.130	57	22	17	12	58

5917

**JRG Adapter Duofix steel**

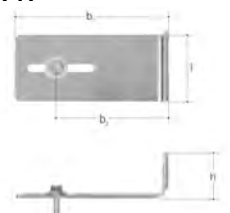
- Description: to JRG concealed shut-off/counter unit compact, connection kit
- Material: steel
- Consisting of: set of 2 pcs

**JRG Adapter Duofix Stahl**

- Beschreibung: zu JRG UP-Absperr-/Zählereinheit kompakt, Anschlussgarnitur
- Werkstoff: Stahl
- Bestehend aus: Set à 2 Stk.

JRG Code	GF Code	SP	Weight (kg)	b (mm)	h1 (mm)	h2 (mm)	h3 (mm)	h4 (mm)	l (mm)
5917.002	355 566 540	1	0.330	98	75	58	50	30	60

5917

**JRG Adapter wall mounting steel**

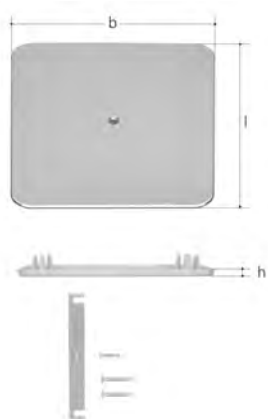
- Description: to JRG concealed shut-off/counter unit compact, connection kit
- Material: steel
- Consisting of: set of 2 pcs

**JRG Adapter Wandbefestigung Stahl**

- Beschreibung: zu JRG UP-Absperr-/Zählereinheit kompakt, Anschlussgarnitur
- Werkstoff: Stahl
- Bestehend aus: Set à 2 Stk.

JRG Code	GF Code	SP	Weight (kg)	b1 (mm)	b2 (mm)	h (mm)	l (mm)
5917.003	355 566 555	1	0.400	128	64 - 114	39	56

5917

**JRG Cover, chromium-plated plastic**


- Description: to JRG concealed shut-off/counter unit compact, connection kit
- Material: plastic

**JRG Abdeckung, verchromt**

- Beschreibung: zu JRG UP-Absperr-/Zählereinheit kompakt, Anschlussgarnitur
- Werkstoff: Kunststoff

JRG Code	GF Code	SP	Weight (kg)	b (mm)	h (mm)	l (mm)
5917.010	355 566 536	1	0.200	217	8	174

5917



**JRG Cover, white plastic**


- Description: to JRG concealed shut-off/counter unit compact, connection kit
- Material: plastic

**JRG Abdeckung, weiss**

- Beschreibung: zu JRG UP-Absperr-/Zählereinheit kompakt, Anschlussgarnitur
- Werkstoff: Kunststoff

JRG Code	GF Code	SP	Weight (kg)	b (mm)	h (mm)	l (mm)
5917.011	355 566 537	1	0.200	217	8	174

5917



**JRG Concealed shut-off/counter unit compact gunmetal**

- Material: gunmetal, steel

**JRG UP-Absperr-/Zählereinheit kompakt Rotguss**


- Werkstoff: Rotguss, Stahl

Size (inch)	DN (mm)	JRG Code	GF Code	SP	Weight (kg)
3/4	20	5917.320	355 566 532	1	3.180

GN (inch)	d1 (inch)	Rp (mm)	d2 (mm)	b1 (mm)	b2 (mm)	b3 (mm)	h1 (mm)	h2 (mm)	h3 (mm)	h4 (mm)	h5 (mm)	l1 (mm)	l2 (mm)	l3 (mm)
3/4	3/4	61	233	140	96	144 - 186	71	73 - 115	27	117 - 159	210	84	61	

l4 (mm)	z1 (mm)	z2 (mm)	PN (bar)
65	87	91	10

5918



**JRG Connection kit gunmetal**

- Description: to JRG concealed shut-off/counter unit compact
- Material: gunmetal, steel

**JRG Anschlussgarnitur Rotguss**

- Beschreibung: zu JRG UP-Absperr-/Zählereinheit kompakt
- Werkstoff: Rotguss, Stahl

GN (inch)	DN (mm)	JRG Code	GF Code	SP	Weight (kg)
3/4	20	5918.320	355 566 534	1	1.520

GN (inch)	d1 (inch)	R (inch)	d2 R (inch)	d3 Rp (inch)	d4 (mm)	b1 (mm)	b2 (mm)	h1 (mm)	h2 (mm)	h3 (mm)	h4 (mm)	l1 (mm)	l2 (mm)	l3 (mm)
3/4	3/4	3/4	1/2	50 - 56	233	70	128 - 138	44	66 - 77	50 - 60	169	31	139	

GN (inch)	PN (bar)	z1 (mm)	z2 (mm)
3/4	10	14	60






**JRG Slip-on Coupler brass  
With slot**

- Description: to concealed valves (from 2009)
- Material: brass

**JRG Aufsteck-Kupplung Messing  
Mit Schlitz**

- Beschreibung: zu Unterputz-Ventile (ab 2009)
- Werkstoff: Messing

GF Code	SP	Weight (kg)	l (mm)	h (mm)	⊘ (mm)
<b>351 062 026</b>	1	0.015	15	15.5	12.8




**JRG Shell cover**

- Description: to 5917

**JRG Rohbau-Abdeckung**

- Beschreibung: zu 5917

GF Code	Weight (kg)	l (mm)	b (mm)	h (mm)
<b>355 566 577</b>	0.024	148	191	37



**JRG Plastic frame**

- Description: to 5917

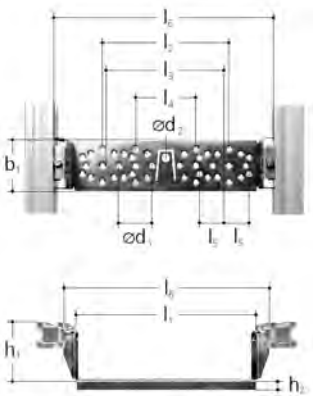
**JRG Einbaukasten**

- Beschreibung: zu 5917

GF Code	Weight (kg)	l (mm)	b (mm)	h (mm)
<b>355 566 578</b>	0.183	148	191	130

**Spare parts  
Ersatzteile**

5458



**JRG Plate steel**

- Material: steel, galvanized

**JRG Armaturenplatte Stahl**

- Werkstoff: Stahl, verzinkt

b1 (mm)	d1 (mm)	d2 (mm)	JRG Code	GF Code	SP	Weight (kg)
64	40	10	<b>5458.000</b>	<b>355 566 300</b>	1	0.410

b1 (mm)	d1 (mm)	d2 (mm)	h1 (mm)	h2 (mm)	l1 (mm)	l2 (mm)	l3 (mm)	l4 (mm)	l5 (mm)	l6 (mm)
64	40	10	71	11	223	153	141	74	30	248

5566



### JRG Fixing clip for washbasin steel for GIS profile

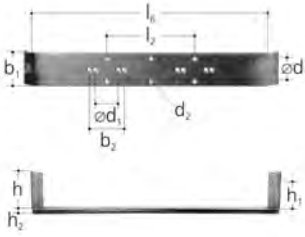
- Material: steel, galvanized

### JRG Befestigungs-Clip für Waschtisch für GIS Profil

- Werkstoff: Stahl, verzinkt

d (mm)	GF Code	Weight (kg)
M10	<b>355 566 439</b>	0.219

5459



### JRG Fittings plate steel for Duofix washbasin element

- Material: steel, galvanized
- Consisting of: 2 plates, 4 fixing screws

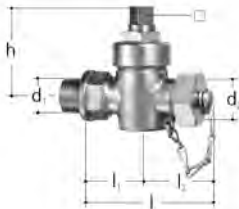
### JRG Armaturenplatten Stahl für Duofix-Waschtischelement

- Werkstoff: Stahl, verzinkt
- Bestehend aus: 2 Armaturenplatten, 4 Befestigungsschrauben

b1 (mm)	b2 (mm)	d1 (mm)	JRG Code	GF Code	SP	Weight (kg)	d2	h (mm)	h1 (mm)	h2 (mm)	l2 (mm)	l6 (mm)
60	60	40	<b>5459.000</b>	<b>355 566 352</b>	1	1.010	M6	63	45	8	153	420

## Filling and drain valves Füll- und Entleerhähne

6000



### JRG filling and drain valve brass

- Temperature: max. 90°C (water, oil)
- Material: brass
- Connection: male thread
- Consisting of: gland nut, round passage, sealing cap

### JRG Füll- und Entleerhahn Messing

- Temperatur: max. 90°C (Wasser, Öl)
- Werkstoff: Messing
- Anschluss: Aussengewinde
- Bestehend aus: Stopfbüchse, runder Durchgang, Verschlusskappe

GN (inch)	DN (mm)	JRG Code	GF Code	SP	Weight (kg)
½	15	<b>6000.240</b>	<b>355 635 503</b>	1	0.450

GN (inch)	DN (mm)	d1 R (inch)	d2 G (inch)	h (mm)	l (mm)	l1 (mm)	l2 (mm)	PN (bar)	<input type="checkbox"/>
½	15	½	¾	52	77	33	44	10	11

6002



**JRG Filling and drain valve brass**

- Temperature: max. 90°C (water, oil)
- Material: brass
- Connection: female thread
- Consisting of: gland nut, round passage, sealing cap
- \*as long as stock last

**JRG Füll- und Entleerhahn Messing**

- Temperatur: max. 90°C (Wasser, Öl)
- Werkstoff: Messing
- Anschluss: Innengewinde
- Bestehend aus: Stopfbüchse, runder Durchgang, Verschlusskappe
- \*solange Vorrat

	GN (inch)	DN (mm)	JRG Code	GF Code	SP	Weight (kg)
*	½	15	<b>6002.240</b>	<b>355 635 507</b>	1	0.413
*	¾	20	<b>6002.320</b>	<b>355 635 508</b>	1	0.851

	GN (inch)	DN (mm)	d1 Rp (inch)	d2 G (inch)	h (mm)	l (mm)	l1 (mm)	l2 (mm)	z (mm)	PN (bar)	□
*	½	15	½	¾	52	77	33	44	19	10	11
*	¾	20	¾	1	65	97	43	54	28	10	14

6004



**JRG Filling and drain valve brass**

- Temperature: max. 90°C (water, oil)
- Material: brass
- Connection: female thread
- Consisting of: gland nut, round passage
- \*as long as stock last

**JRG Füll- und Entleerhahn Messing**

- Temperatur: max. 90°C (Wasser, Öl)
- Werkstoff: Messing
- Anschluss: Innengewinde
- Bestehend aus: Stopfbüchse, runder Durchgang
- \*solange Vorrat

	GN (inch)	DN (mm)	JRG Code	GF Code	SP	Weight (kg)
	½	15	<b>6004.240</b>	<b>355 635 510</b>	1	0.418
*	¾	20	<b>6004.320</b>	<b>355 635 511</b>	1	0.800

	GN (inch)	DN (mm)	d1 Rp (inch)	h (mm)	l (mm)	l1 (mm)	z (mm)	PN (bar)	□
	½	15	½	52	70	35	21	10	11
*	¾	20	¾	65	82	41	26	10	14

6303



### JRG LegioStop fill and check valve gunmetal

- Description: for heating filling
- Temperature: max. 90°C
- Material: gunmetal, stainless steel, EPDM, plastic
- Connection: inlet female thread, outlet with cap

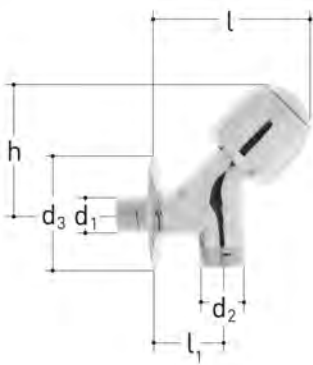
### JRG LegioStop Füllventil mit Rückflussverhinderer Rotguss

- Beschreibung: für Heizfüllung
- Temperatur: max. 90°C
- Werkstoff: Rotguss, Chromnickelstahl, EPDM, Kunststoff
- Anschluss: Eingang Innengewinde, Ausgang mit Kappe

d Rp	GN	DN	JRG	GF	SP	Weight
(inch)	(inch)	(mm)	Code	Code		(kg)
½	½	15	<b>6303.240</b>	<b>350 832 210</b>	1	0.340

d Rp	GN	DN	d1 G	d2 G	d3 Rp	d4	h	l	l1	l2	z1	z2	PN
(inch)	(inch)	(mm)	(inch)	(inch)	(inch)	(mm)	(mm)	(mm)	(mm)	(mm)	(mm)	(mm)	(bar)
½	½	15	¾	½	¼	53	72	69	35	34	22	30	16

6305



### JRG washing machine valve brass chromium plated

- Material: brass, plastic
- Connection: male thread

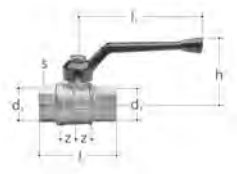
### JRG Waschautomatenventil Messing Verchromt

- Werkstoff: Messing, Kunststoff
- Anschluss: Aussengewinde

GN	DN	JRG	GF	SP	Weight	d1 G	d2 G	d3	h	l	l1	PN
(inch)	(mm)	Code	Code		(kg)	(inch)	(inch)	(mm)	(mm)	(mm)	(mm)	(bar)
½	15	<b>6305.240</b>	<b>355 635 543</b>	1	0.418	½	¾	57	69	87	40	10

# Ball valves Kugelhähne

6020



## JRG Ball valve brass

- Temperature: max. -20°C / +120°C (water, compressed air, oil, petrol)
- Material: brass nickel-plated / 58 hard chrome-plated, PTFE
- \*as long as stock last

## JRG Kugelhahn Messing

- Temperature: max. -20°C / +120°C (water, compressed air, oil, petrol)
- Material: brass nickel-plated / 58 hard chrome-plated, PTFE
- \*solange Vorrat

DN (mm)	GN (inch)	Size (inch)	JRG Code	GF Code	SP	Weight (kg)
8	¼	¼	6020.080	355 635 515	1	0.15
10	¾	¾	6020.160	355 635 516	1	0.12
15	½	½	6020.240	355 635 517	1	0.23
20	¾	¾	6020.320	355 635 518	1	0.37
25	1	1	6020.400	355 635 519	1	0.52
32	1 ¼	1 ¼	6020.480	355 635 520	1	0.87
40	1 ½	1 ½	6020.560	355 635 521	1	1.24
50	2	2	6020.640	355 635 522	1	2.00
65	2 ½	2 ½	6020.720	355 635 523	1	3.75
*	80	3	6020.800	355 635 524	1	5.98

DN (mm)	d1 (inch)	Rp (mm)	h (mm)	l (mm)	l1 (mm)	s (mm)	z (mm)	kv-value (Δp=1 bar) (L/min)	PN (bar)
8	¼	46.5	51.5	95	20	29.5	5.4	64	
10	¾	46.5	51.5	95	20	28.7	6.0	64	
15	½	50.0	62.0	95	25	32.0	16.3	64	
20	¾	62.0	69.0	110	31	36.4	29.5	50	
25	1	66.0	83.0	110	38	44.8	43.0	50	
32	1 ¼	79.0	96.0	160	48	53.2	89.0	50	
40	1 ½	85.5	108.0	160	54	65.2	230.0	40	
50	2	103.0	127.5	170	67	76.1	265.0	40	
65	2 ½	129.0	152.0	205	90	91.6	540.0	25	
*	80	3	140.0	177.0	205	105	110.4	873.0	25

6022



## JRG Ball valve brass

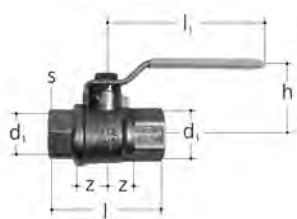
- Temperature: max. -20°C / +60°C
- Material: brass nickel-plated / chrome-plated, PTFE
- Pressure: until 500 kPa (5 bar) for natural and liquid gas
- Consisting of: ball valve, handle yellow

## JRG Kugelhahn Messing

- Temperatur: max. -20°C / +60°C
- Werkstoff: Messing vernickelt / verchromt, PTFE
- Druck: bis 500 kPa (5 bar) für Erd- und Flüssiggas
- Bestehend aus: Kugelhahn, Griff gelb

DN (mm)	GN (inch)	Size (inch)	JRG Code	GF Code	SP	Weight (kg)
10	¾	¾	6022.160	355 635 580	1	0.140
15	½	½	6022.240	355 635 581	1	0.230
20	¾	¾	6022.320	355 635 582	1	0.385

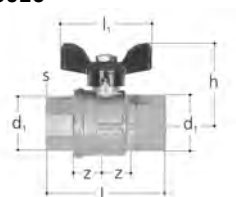
table continued on the next page



DN (mm)	GN (inch)	Size (inch)	JRG Code	GF Code	SP	Weight (kg)
25	1	1	6022.400	355 635 583	1	0.680
32	1 ¼	1 ¼	6022.480	355 635 584	1	0.970
40	1 ½	1 ½	6022.560	355 635 585	1	1.345
50	2	2	6022.640	355 635 586	1	2.160

DN (mm)	d1 (inch)	Rp (mm)	h (mm)	l (mm)	l1 (mm)	s (mm)	z (mm)	PN (bar)
10	¾	36	47	75	21	12	8	
15	½	39	62	75	26	14	8	
20	¾	49	69	95	32	17	8	
25	1	56	84	120	40	23	8	
32	1 ¼	66	96	120	49	25	8	
40	1 ½	82	106	150	56	30	8	
50	2	89	127	150	69	36	8	

6023



### JRG Ball valve brass

- Temperature: max. -20°C / +120°C (water, compressed air, oil, petrol)
- Material: brass nickel-plated / chrome-plated, PTFE

### JRG Kugelhahn Messing

- Temperature: max. -20°C / +120°C (water, compressed air, oil, petrol)
- Werkstoff: Messing vernickelt / verchromt, PTFE

DN (mm)	GN (inch)	Size (inch)	JRG Code	GF Code	SP	Weight (kg)
8	¼	¼	6023.080	355 635 535	1	0.14
10	¾	¾	6023.160	355 635 536	1	0.15
15	½	½	6023.240	355 635 537	1	0.20
20	¾	¾	6023.320	355 635 538	1	0.32
25	1	1	6023.400	355 635 539	1	0.59

DN (mm)	d1 (inch)	Rp (mm)	h (mm)	l (mm)	l1 (mm)	s (mm)	z (mm)	kv-value (Δp=1 bar) (L/min)	PN (bar)
8	¼	37.5	51.5	50	20	29.5	5.4	64	
10	¾	37.5	51.5	50	20	28.7	6.0	64	
15	½	41.0	62.0	50	25	32.0	16.3	64	
20	¾	53.0	69.0	64	31	36.4	29.5	50	
25	1	57.0	83.0	64	38	44.8	43.0	50	

6024

**JRG Ball valve brass**

- Temperature: max. -20°C / +60°C
- Material: brass nickel-plated / chrome-plated, PTFE
- Pressure: until 500 kPa (5 bar) for natural and liquid gas
- Consisting of: ball valve, butterfly handle yellow

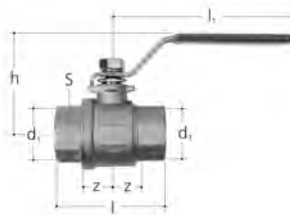
**JRG Kugelhahn Messing**

- Temperatur: max. -20°C / +60°C
- Werkstoff: Messing vernickelt / verchromt, PTFE
- Druck: bis 500 kPa (5 bar) für Erd- und Flüssiggas
- Bestehend aus: Kugelhahn, Flügelgriff gelb

DN (mm)	GN (inch)	Size (inch)	JRG Code	GF Code	SP	Weight (kg)
15	½	½	<b>6024.240</b>	<b>355 635 590</b>	1	0.220
20	¾	¾	<b>6024.320</b>	<b>355 635 591</b>	1	0.365
25	1	1	<b>6024.400</b>	<b>355 635 592</b>	1	0.640

DN (mm)	d1 (inch)	Rp (mm)	h (mm)	l (mm)	l1 (mm)	s (mm)	z (mm)	PN (bar)
15	½	40	61	50	27	16	5	
20	¾	56	69	65	32	17	5	
25	1	55	84	68	40	23	5	

6050

**JRG Ball valve stainless steel**

- Temperature: max. 95°C (water, special media on request)
- Material: stainless steel, PTFE
- Connection: female thread
- \* as long as stock last

**JRG Kugelhahn Edelstahl**

- Temperatur: max. 95°C (Wasser, spezielle Medien auf Anfrage)
- Werkstoff: NIRO-Stahl, PTFE
- Anschluss: Innengewinde
- \*solange Vorrat

DN (mm)	GN (inch)	Size (inch)	JRG Code	GF Code	SP	Weight (kg)
8	¼	¼	<b>6050.080</b>	<b>355 645 001</b>	1	0.227
10	¾	¾	<b>6050.160</b>	<b>355 645 002</b>	1	0.213
15	½	½	<b>6050.240</b>	<b>355 645 003</b>	1	0.266
20	¾	¾	<b>6050.320</b>	<b>355 645 004</b>	1	0.370
25	1	1	<b>6050.400</b>	<b>355 645 005</b>	1	0.608
32	1 ¼	1 ¼	<b>6050.480</b>	<b>355 645 006</b>	1	0.918
40	1 ½	1 ½	<b>6050.560</b>	<b>355 645 007</b>	1	1.538
50	2	2	<b>6050.640</b>	<b>355 645 008</b>	1	2.504
*	65	2 ½	<b>6050.720</b>	<b>355 645 009</b>	1	4.818
*	80	3	<b>6050.800</b>	<b>355 645 010</b>	1	7.820

DN (mm)	d1 (inch)	Rp (mm)	h (mm)	l (mm)	l1 (mm)	s (mm)	z (mm)	PN (bar)
8	¼	56	49	108	22	15	63	
10	¾	56	49	108	22	15	63	
15	½	59	58	108	25	16	63	
20	¾	62	65	108	32	18	63	
25	1	68	77	130	39	23	63	
32	1 ¼	88	90	130	47	27	63	
40	1 ½	100	98	152	55	32	63	
50	2	108	120	182	68	40	63	
*	65	125	145	220	84	46	63	
*	80	136	162	250	99	51	63	

## Spare parts Ersatzteile

6007



### JRG Sealing cap brass

- Description: to 6000 - 6012
- Material: brass

### JRG Verschlusskappe Messing

- Beschreibung: zu 6000 - 6012
- Werkstoff: Messing

GN (inch)	PN (bar)	Size (inch)	DN (mm)	JRG Code	GF Code	SP	Weight (kg)	d2 G (inch)
½	16	½	15	<b>6007.240</b>	<b>350 831 702</b>	1	0.047	¾
¾	16	¾	20	<b>6007.320</b>	<b>350 831 703</b>	1	0.064	1
1	16	1	25	<b>6007.400</b>	<b>350 831 704</b>	1	0.132	1 ¼

## Solenoid valves Magnetventile

6400



### DANFOSS Solenoid valve brass

- Material: brass, EPDM
- Connection: female thread
- Consisting of: plug, servo-controlled, 230 V coil, unplugged, fast-close
- Note: Minimum back pressure must be observed (approx. 0.5 bar)

### DANFOSS Magnetventil Messing

- Werkstoff: Messing, EPDM
- Anschluss: Innengewinde
- Bestehend aus: Stecker, servogesteuert, Spule 230 V, stromlos geschlossen, schnell schliessend
- Hinweis: Minimaler Gegendruck ist zu beachten (ca. 0.5 bar)

GN (inch)	DN (mm)	JRG Code	GF Code	SP	Weight (kg)
¼	8	<b>6400.080</b>	<b>355 631 901</b>	1	0.300
¾	10	<b>6400.160</b>	<b>355 631 902</b>	1	0.400

GN (inch)	DN (mm)	b (mm)	d1 Rp (inch)	h (mm)	h1 (mm)	l (mm)	l1 (mm)	PN (bar)	Type
¼	8	36	¼	70	13	52	44	10	EV220 B6
¾	10	36	¾	70	13	52	44	10	EV220 B6



6405

**DANFOSS Solenoid valve brass**

- Material: brass, EPDM
- Connection: female thread
- Consisting of: plug, servo-controlled, 230 V coil, unplugged, fast-close
- Note: Minimum back pressure must be observed (approx. 0.5 bar)

**DANFOSS Magnetventil Messing**

- Werkstoff: Messing, EPDM
- Anschluss: Innengewinde
- Bestehend aus: Stecker, servogesteuert, Spule 230 V, stromlos geschlossen, schnell schliessend
- Hinweis: Minimaler Gegendruck ist zu beachten (ca. 0.5 bar)

GN (inch)	DN (mm)	JRG Code	GF Code	SP	Weight (kg)
3/8	10	<b>6405.160</b>	<b>355 631 903</b>	1	0.400
1/2	15	<b>6405.240</b>	<b>355 631 904</b>	1	0.515

GN (inch)	DN (mm)	b (mm)	d1 Rp (inch)	h (mm)	h1 (mm)	l (mm)	l1 (mm)	PN (bar)	Type
3/8	10	40	3/8	71	13	52	49	10	EV220 B10
1/2	15	40	1/2	71	13	52	49	10	EV220 B10

6410

**DANFOSS Solenoid valve brass**

- Material: brass, EPDM
- Connection: female thread
- Consisting of: plug, servo-controlled, 230 V coil, unplugged, pilot filter, slow-close
- Note: Minimum back pressure must be observed (approx. 0.5 bar)

**DANFOSS Magnetventil Messing**

- Werkstoff: Messing, EPDM
- Anschluss: Innengewinde
- Bestehend aus: Stecker, servogesteuert, Spule 230 V, stromlos geschlossen, Pilotfilter, stromlos geschlossen, langsam schliessend
- Hinweis: Minimaler Gegendruck ist zu beachten (ca. 0.5 bar)

GN (inch)	DN (mm)	JRG Code	GF Code	SP	Weight (kg)
1/2	15	<b>6410.240</b>	<b>355 631 905</b>	1	0.935
3/4	20	<b>6410.320</b>	<b>355 631 906</b>	1	1.124
1	25	<b>6410.400</b>	<b>355 631 907</b>	1	1.570
1 1/4	32	<b>6410.480</b>	<b>355 631 908</b>	1	2.258
1 1/2	40	<b>6410.560</b>	<b>355 631 909</b>	1	3.200
2	50	<b>6410.640</b>	<b>355 631 910</b>	1	5.124

GN (inch)	DN (mm)	d1 Rp (inch)	h (mm)	h1 (mm)	l (mm)	l1 (mm)	b (mm)	PN (bar)	Type
1/2	15	1/2	94	15	52	80	52	10	EV220 B15
3/4	20	3/4	98	18	52	90	58	10	EV220 B20
1	25	1	108	22	52	109	70	10	EV220 B25
1 1/4	32	1 1/4	115	27	52	120	82	10	EV220 B32
1 1/2	40	1 1/2	124	32	52	130	95	10	EV220 B40
2	50	2	130	37	52	162	113	10	EV220 B50

# Hose taps and drain cocks Auslaufventile und Entleerventile

## Hose taps Auslaufventile

7015



### JRG Garden tap gunmetal

- Material: gunmetal, stainless steel, EPDM, metal
- Consisting of: integrated aerator, hand wheel, valve seat made of chrome nickel steel  
\*chromium-plated

### JRG Auslaufventil Rotguss

- Werkstoff: Rotguss, Chromnickelstahl, EPDM, Metall
- Bestehend aus: integriertem Rohrbelüfter, Handrad, Ventilsitz aus Chromnickelstahl  
\*verchromt

DN (mm)	GN (inch)	Size (inch)	JRG Code	GF Code	SP	Weight (kg)
15	½	½	7015.240	355 624 418	1	0.560
20	¾	¾	7015.320	355 624 433	1	0.001
* 15	½	½	7015.241	355 624 422	1	0.560
* 20	¾	¾	7015.321	355 624 437	1	0.600

DN (mm)	d1 R (inch)	d2 G (inch)	d3 G (inch)	d4 (mm)	h1 (mm)	h2 (mm)	l1 (mm)	l2 (mm)	PN (bar)	○ (mm)	□ (mm)
15	½	¾	½	50	71	36	22	94	16	28	6
20	¾	1	½	50	71	39	25	93	16	28	6
* 15	½	¾	½	50	71	36	25	93	16	28	6
* 20	¾	1	½	50	71	39	22	94	16	28	6

7016



### JRG Garden tap gunmetal

- Material: gunmetal, stainless steel, EPDM, metal
- Consisting of: integrated aerator, hand wheel, valve seat made of chrome nickel steel  
\*chromium-plated

### JRG Auslaufventil Rotguss

- Werkstoff: Rotguss, Chromnickelstahl, EPDM, Metall
- Bestehend aus: integriertem Rohrbelüfter, Handrad, Ventilsitz aus Chromnickelstahl  
\*verchromt

DN (mm)	GN (inch)	Size (inch)	JRG Code	GF Code	SP	Weight (kg)
15	½	½	7016.240	355 624 419	1	0.525
20	¾	¾	7016.320	355 624 434	1	0.001
* 15	½	½	7016.241	355 624 423	1	0.540
* 20	¾	¾	7016.321	355 624 438	1	0.565

DN (mm)	d1 R (inch)	d2 G (inch)	d3 G (inch)	d4 (mm)	h1 (mm)	h2 (mm)	l1 (mm)	l2 (mm)	PN (bar)	○ (mm)	□ (mm)
15	½	¾	½	45	76	36	22	94	16	28	6
20	¾	1	½	45	76	39	25	93	16	28	6
* 15	½	¾	½	45	76	36	22	94	16	28	6
* 20	¾	1	½	45	76	39	25	93	16	28	6

5340



### JRG Upper part gunmetal With hand wheel

- Material: gunmetal, brass, EPDM, metal
- \*chromium-plated

### JRG Oberteil Rotguss Mit Handrad

- Werkstoff: Rotguss, Messing, EPDM, Metall
- \*verchromt

	GN (inch)	DN (mm)	JRG Code	GF Code	SP	Weight (kg)	d2 G (inch)	d4 (mm)	□
	½	15	5340.240	350 789 612	1	0.120	½	50	6
*	½	15	5340.241	350 789 615	1	0.140	½	15	6

5341



### JRG Upper part gunmetal With locking handle

- Material: gunmetal, brass, EPDM
- Locking handle can be used as a socket spanner
- \*chromium-plated

### JRG Oberteil Rotguss Mit Knebelgriff

- Werkstoff: Rotguss, Messing, EPDM
- Knebelgriff kann als Steckschlüssel verwendet werden
- \*verchromt

	GN (inch)	DN (mm)	JRG Code	GF Code	SP	Weight (kg)	d2 G (inch)	□
	½	15	5341.240	355 618 911	1	0.130	½	6
*	½	15	5341.241	355 618 912	1	0.130	½	6

8700



### JRG Hose coupling brass

- Material: brass
- Supplied with: flat gasket AFM34
- \*chromium-plated

### JRG Schlauchverschraubung Messing

- Werkstoff: Messing
- Geliefert mit: Flachdichtung AFM34
- \*verchromt

	d (mm)	GN (inch)	JRG Code	GF Code	SP	Weight (kg)	d1 G (inch)	d2 (mm)	l1 (mm)	l2 (mm)
	10	½	8700.240	350 211 001	1	0.050	½	11	37	8
	13	½	8700.241	350 590 801	1	0.060	½	14	37	8
	13	¾	8700.322	350 211 101	1	0.090	¾	14	40	8
	16	¾	8700.324	350 211 201	1	0.100	¾	17	45	8
	19	¾	8700.326	355 635 601	1	0.100	¾	20	45	8
	16	1	8700.402	350 239 301	1	0.150	1	17	45	9
	19	1	8700.404	350 211 301	1	0.130	1	20	49	9
	22	1	8700.406	355 635 603	1	0.140	1	23	51	9
*	16	¾	8700.325	350 211 202	1	0.090	¾	17	45	8

8702



### JRG Hose coupling brass

- Material: brass
- Supplied with: flat gasket AFM34

### JRG Schlauchverschraubung Messing

- Werkstoff: Messing
- Geliefert mit: Flachdichtung AFM34

d (mm)	GN (inch)	JRG Code	GF Code	SP	Weight (kg)	d1 G (inch)	d2 (mm)	l (mm)
10	½	8702.240	350 461 401	1	0.040	½	11	43
13	½	8702.241	350 461 409	1	0.050	½	14	45
13	¾	8702.322	350 461 402	1	0.060	¾	14	47
16	¾	8702.324	350 461 403	1	0.070	¾	17	53
19	¾	8702.326	355 635 605	1	0.080	¾	20	55
16	1	8702.402	350 461 406	1	0.080	1	17	54
19	1	8702.404	350 461 404	1	0.110	1	20	58
22	1	8702.406	355 635 606	1	0.120	1	23	60
19	1 ¼	8702.481	350 461 407	1	0.001	1 ¼	20	65
22	1 ¼	8702.482	350 461 408	1	0.001	1 ¼	23	68
25	1 ¼	8702.483	350 461 405	1	0.210	1 ¼	25	68

8500



### JRG Hand wheel steel

- Material: metal
- \*chromium-plated

### Handrad

- Werkstoff: Metall
- \*verchromt

d (mm)	JRG Code	GF Code	Weight (kg)	□ (mm)
53	8500.162	351 180 090	0.080	6
*	8500.160	351 180 089	0.080	6

8500



### JRG Locking handle brass

- Material: brass

### JRG Knebelgriff Messing

- Werkstoff: Messing

l (mm)	JRG Code	GF Code	Weight (kg)	□
45	8500.172	351 180 092	0.036	6

8510



### JRG Socket spanner brass

- Material: brass
- \*\*as long as stock last
- \*chromium-plated

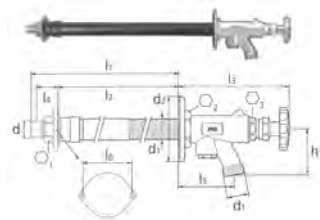
### JRG Steckschlüssel Messing

- Werkstoff: Messing
- \*solange Vorrat
- \*verchromt

	JRG Code	GF Code	SP	Weight (kg)	□
**	8510.005	350 907 401	1	0.015	5
	8510.006	350 906 101	1	0.020	6
*	8510.105	350 907 402	1	0.015	5
*	8510.106	350 906 102	1	0.024	6
* & **	8510.107	350 906 202	1	0.040	7
* & **	8510.108	350 932 202	1	0.050	8

# Garden valves antifrost Gartenventile antifrost

7040



## JRG Garden valve antifrost gunmetal chromium-plated

- Temperature: max. 90°C
- Material: gunmetal, stainless steel, EPDM, plastic
- Consisting of: integrated aerator, back flow preventer, hand wheel, valve seat made of chrome nickel steel

## JRG Gartenventil antifrost Rotguss verchromt

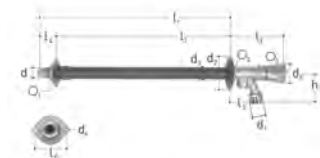
- Temperatur: max. 90°C
- Werkstoff: Rotguss, Chromnickelstahl, EPDM, Kunststoff
- Bestehend aus: integriertem Rohrbelüfter, Rückflussverhinderer, Handrad, Ventilsitz aus Chromnickelstahl

DN (mm)	Size (inch)	GN (inch)	JRG Code	GF Code	SP	Weight (kg)
15	½	½	<b>7040.300</b>	<b>355 640 000</b>	1	2.020
15	½	½	<b>7040.500</b>	<b>355 640 001</b>	1	2.500
15	½	½	<b>7040.750</b>	<b>355 640 002</b>	1	3.253

DN (mm)	d R (inch)	d1 G (inch)	d2 (mm)	d3 (mm)	d4 (mm)	h1 (mm)	l1 (mm)	l2 (mm)	l3 (mm)	l4 (mm)	l5 (mm)	l6 (mm)	PN (bar)	○1 (mm)
15	½	¾	80	53	5.3	56	155 - 335	120 - 298	135	35	70	60	16	30
15	½	¾	80	53	5.3	56	255 - 535	220 - 498	135	35	70	60	16	30
15	½	¾	80	53	5.3	56	510 - 785	475 - 750	135	35	70	60	16	30

DN (mm)	○2 (mm)	○3 (mm)	Length of shaft (mm)
15	41	25	300
15	41	25	500
15	41	25	750

7045



## Garden valve antifrost gunmetal chromium-plated

- Temperature: max. 90°C
- Material: gunmetal, brass, EPDM
- Consisting of: integrated aerator, back flow preventer, operating handle

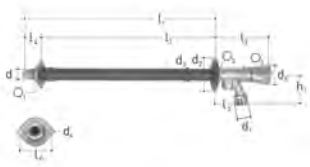
## Gartenventil antifrost Messing verchromt

- Temperatur: max. 90°C
- Werkstoff: Rotguss, Messing, EPDM
- Bestehend aus: integriertem Rohrbelüfter, Rückflussverhinderer, Handbetätigung

DN (mm)	GN (inch)	Size (inch)	d R (inch)	JRG Code	GF Code	Weight (kg)
15	½	½	½	<b>7045.240</b>	<b>355 640 005</b>	2.230
15	½	½	½	<b>7045.241</b>	<b>355 640 014</b>	2.300
20	¾	¾	¾	<b>7045.320</b>	<b>355 640 013</b>	2.300

d1 G (inch)	d2 (mm)	d3 G (inch)	d4 (mm)	d5 (mm)	h1 (mm)	l1 (mm)	l2 (mm)	l3 (mm)	l4 (mm)	l5 (mm)	l6 (mm)	○1 (mm)	○2 (mm)
¾	80	¾	5.3	48	56	185 - 450	150 - 415	132	35	65	60	30	41
¾	80	¾	5.3	48	56	305 - 570	270 - 535	132	35	65	60	30	41
1	80	¾	5.3	48	71	193 - 458	150 - 415	132	43	68	60	30	41

table continued on the next page




3
(mm)
19
19
19

7045

**JRG Garden valve antifrost extension set**

**Gartenventil antifrost Verlängerungsset**



d1 G (inch)	JRG Code	GF Code	SP	Weight (kg)
3/4	7045.001	355 640 025	1	0.395

d1 G (inch)	d2 Rp (inch)	d3 (mm)	l1 (mm)	l2 (mm)	l3 (mm)	l4 (mm)	l5 (mm)	1 (mm)	2 (mm)
3/4	3/4	10	145	30 - 120	16	163	15	30	2.5

7045

**Garden valve Test cap, chromium-plated  
Garden valve Test cap brass chromium-plated**



**Prüfkappe Messing verchromt  
Passend zu Gartenventil antifrost**

Size (inch)	DN (mm)	PN (bar)	d1 Rp (inch)	JRG Code	GF Code	SP	Weight (kg)	d2 (mm)	d3 (mm)	l1 (mm)	l2 (mm)
3/4	20	16	3/4	7045.015	355 640 715	1	0.280	32	5	86	18


7049

**JRG Garden valve antifrost installation and fixation rail steel**

- Material: steel, galvanized

**JRG Gartenventil antifrost Montage- und Befestigungsset Stahl**

- Werkstoff: Stahl, verzinkt



d (mm)	JRG Code	GF Code	SP	Weight (kg)	h1 (mm)	h2 (mm)	h3 (mm)	l1 (mm)
29	7049.100	355 641 801	1	0.621	72	13	50	315

7045

**Garden valve parts, chromium-plated**

**Sichtteile zu Gartenventil antifrost 7045, verchromt**



d1 G (inch)	JRG Code	GF Code	SP	Weight (kg)	d2 (mm)	d3 G (inch)	
3/4	7045.012	355 640 033	1	0.750	10	3/4	6

7045



**Garden valve operating handle, chromium-plated**

**Bedienungsgriff zu Gartenventil antifrost 7045, verchromt**

d (mm)	JRG Code	GF Code	SP	Weight (kg)	l (mm)	□
48	<b>7045.014</b>	<b>355 640 032</b>	1	0.113	47	6

7045



**Garden valve stem**

\*as long as stock last

**Ventilspindel zu Gartenventil antifrost 7045**

\*solange Vorrat

d (mm)	JRG Code	GF Code	SP	Weight (kg)	l (mm)	
*	10	<b>7045.010</b>	<b>355 640 031</b>	1	0.264	415
	10	<b>7045.011</b>	<b>355 640 030</b>	1	0.420	535



**Valve body**

- Description: to 7040

**Ventilkörper**

- Beschreibung: zu 7040

d (inch)	GF Code	Weight (kg)
3/4	<b>355 640 402</b>	0.220



**Wall sealing**

- Description: to 7040, 7045

**Wandabdichtung**

- Beschreibung: zu 7040, 7045

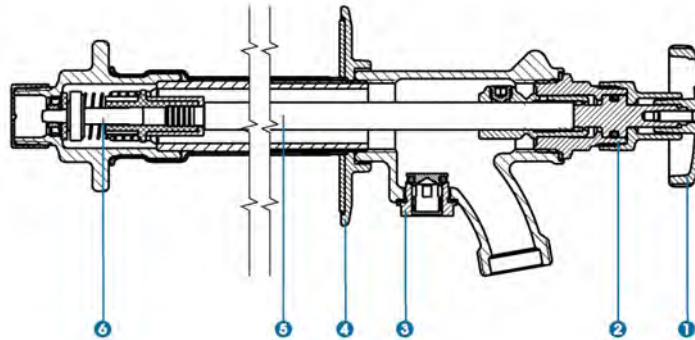
GF Code	SP	Weight (kg)	d1 (mm)	d2 (mm)
<b>355 641 503</b>	1	0.016	28	70



# Spare Parts for 7040

## Ersatzteile für 7040

Ersatzteile für/Pièces de rechange pour/Pezzi di ricambio per  
7040



- ① Handrad mit Schraube/Volant avec vis/Volantino con vite
- ② Oberteil mit Handrad/Chapeau avec volant/Parte superiore con impugnatura d'azionamento
- ③ Rohrbelüfter/Dispositif anti-retour/Dispositivo antisifonaggio
- ④ Rosette/Rosace/Rosetta
- ⑤ Spindel komplett/Tige complete/Stelo
- ⑥ Ersatzteilset/Set de pièces de rechange/Set pezzo di ricambio.

+GF+

8500



### JRG Hand wheel steel

- Material: metal
- \*chromium-plated

### Handrad

- Werkstoff: Metall
- \*verchromt

	d (mm)	JRG Code	GF Code	Weight (kg)	□ (mm)
	53	8500.162	351 180 090	0.080	6
*	53	8500.160	351 180 089	0.080	6



### Upper part with hand wheel, chromium-plated

#### (2) Oberteil mit Handrad, verchromt

GN (inch)	d1 G (inch)	JRG Code	GF Code	d2 (mm)
½	¾	7040.010	355 640 302	53



### JRG Air gap back flow preventer chromium-plated To 7015, 7016, 7040

#### (3) Rohrbelüfter verchromt Zu 7015, 7016, 7040

Description	GF Code
Contains: screw, O-Ring, regulation valve insert, seal	355 618 502



### Escutcheon, chromium-plated

#### (4) Rosette, verchromt

GN (inch)	d (mm)	GF Code
¾	80	355 641 602



#### (5) Spindle complete

\*as long as stock last

#### (5) Spindel komplett

\*solange Vorrat

	GN (inch)	Length of shaft (mm)	d (mm)	l (mm)	GF Code
*	½	300	10	394	355 640 901
*	½	500	10	594	355 641 001
	½	750	10	849	355 641 010



#### (6) Spare part kit

- Consisting of: valve cone, spring, o-ring

#### (6) Ersatzteilset

- Bestehend aus: Ventilkegel, Feder, O-Ring

GF Code
355 640 910

# Drain cocks Entleerventile

7301



## JRG LegioStop drain valve brass

- Temperature: max. 90°C
- Material: brass
- Connection: male thread
- \* to 5120

## JRG LegioStop Entleerventil Messing

- Temperatur: max. 90°C
- Werkstoff: Messing
- Anschluss: Aussengewinde
- \* zu 5120

	DN (mm)	Size (inch)	GN (inch)	JRG Code	GF Code	SP	Weight (kg)
	8	¼	¼	<b>7301.080</b>	<b>350 896 020</b>	10	0.053
	10	⅜	⅜	<b>7301.160</b>	<b>350 896 024</b>	10	0.053
*	10	⅜	⅜	<b>7301.302</b>	<b>350 896 025</b>	10	0.043

	DN (mm)	d1 R (inch)	d2 (mm)	d3 (mm)	h (mm)	l (mm)	l1 (mm)	l2 (mm)	PN (bar)
	8	¼	30	14	45	46	25	38	16
	10	⅜	30	14	45	59	38	50	16
*	10	⅜	30	14	45	67	46	58	16



## JRG LegioStop drain cock brass lead-free with 3/4" hose connection

- Nominal pressure: PN16
  - Temperature: max. 90°C
  - Material: brass lead-free
  - Connection: male thread
- Note: Piping installations must not be filled via these drain cock!

## JRG LegioStop Entleerventil Messing bleifrei mit Schlauchanschluss 3/4"

- Nenndruck: PN16
  - Temperatur: max. 90°C
  - Werkstoff: Messing bleifrei
  - Anschluss: Aussengewinde
- Hinweis: Über diese Entleerventile dürfen Rohrleitungsanlagen nicht befüllt werden!

DN (mm)	Thread Type	Size (inch)	JRG Code	SP	Weight (kg)	GF Code
8		R ¼	<b>7401.080</b>	10	0.100	<b>350 896 026</b>
10		R ⅜	<b>7401.160</b>	10	0.125	<b>350 896 027</b>

d1 R (inch)	d2 (mm)	d3 G (inch)	h (mm)	l1 (mm)	l2 (mm)
¼	30	¼	44	50	30
⅜	30	¼	44	63	42

7307

**JRG Drain cock gunmetal**

- Temperature: max. 90°C
- Material: gunmetal
- Consisting of: locking handle

**JRG Entleerventil Rotguss**

- Temperatur: max. 90°C
- Werkstoff: Rotguss
- Bestehend aus: Knebelgriff

DN (mm)	GN (inch)	Size (inch)	JRG Code	GF Code	SP	Weight (kg)
8	¼	¼	<b>7307.080</b>	<b>355 635 551</b>	1	0.193
10	⅜	⅜	<b>7307.160</b>	<b>355 635 552</b>	1	0.210
15	½	½	<b>7307.240</b>	<b>355 635 553</b>	1	0.360

DN (mm)	d1 R (inch)	d2 G (inch)	h (mm)	h1 (mm)	l (mm)	l1 (mm)	PN (bar)
8	¼	⅜	69	19	47	42	16
10	⅜	⅜	69	19	47	42	16
15	½	½	75	35	74	45	16

7308

**JRG Drain cock gunmetal**

- Temperature: max. 90°C
- Material: gunmetal
- Consisting of: locking handle
- \*as long as stock last

**JRG Entleerventil Rotguss**

- Temperatur: max. 90°C
- Werkstoff: Rotguss
- Bestehend aus: Knebelgriff
- \*solange Vorrat

	DN (mm)	GN (inch)	Size (inch)	JRG Code	GF Code	SP	Weight (kg)
*	8	¼	¼	<b>7308.080</b>	<b>355 635 554</b>	1	0.190
	10	⅜	⅜	<b>7308.160</b>	<b>355 635 555</b>	1	0.205
*	15	½	½	<b>7308.240</b>	<b>355 635 556</b>	1	0.250

	DN (mm)	d1 R (inch)	d2 G (inch)	h (mm)	l (mm)	l1 (mm)	PN (bar)
*	8	¼	⅜	69	52	42	16
	10	⅜	⅜	69	55	42	16
*	15	½	½	75	72	45	16

7305

**JRG Drain cock extension brass lead-free**

- Material: brass lead-free

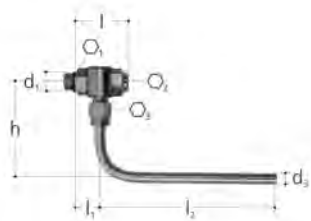
**JRG Entleerventil Verlängerung Messing bleifrei**

- Werkstoff: Messing bleifrei

GN (inch)	DN (mm)	JRG Code	GF Code	SP	Weight (kg)	d1 R (inch)	d2 Rp (inch)	l (mm)	l1 (mm)	s (mm)
¼	8	<b>7305.080</b>	<b>355 633 002</b>	5	0.053	¼	¼	34	43	16

# Sampling valves Probeentnahmeventile

7306



## JRG Sampling Valve gunmetal

- Description: for microbiological water analysis
- Temperature: max. 90°C
- Material: gunmetal, stainless steel, EPDM
- Connection: male thread

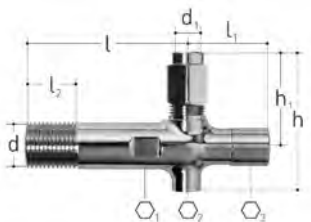
## JRG Probeentnahmeventil Rotguss

- Beschreibung: für mikrobiologische Wasseranalysen
- Temperatur: max. 90°C
- Werkstoff: Rotguss, Chromnickelstahl, EPDM
- Anschluss: Aussengewinde

DN (mm)	Size (inch)	GN (inch)	JRG Code	GF Code	SP	Weight (kg)
8	¼	¼	7306.080	351 110 365	1	0.190
10	⅜	⅜	7306.160	351 110 500	1	0.190

DN (mm)	d1 R (inch)	d3 (mm)	h (mm)	l (mm)	l1 (mm)	l2 (mm)	PN (bar)	○1 (mm)	○2 (mm)	○3 (mm)
8	¼	8	65	35	16	125	16	20	5	14
10	⅜	8	65	35	16	125	16	20	5	14

7306



## JRG Angle valve brass Chromium-plated

- Connection: male thread

## JRG Probenahme-Eckventil Messing Verchromt

- Anschluss: Aussengewinde

DN (mm)	Size (inch)	d G (inch)	JRG Code	GF Code	SP	Weight (kg)
15	½	½	7306.240	350 218 401	1	0.300

d1 (mm)	h (mm)	h1 (mm)	l (mm)	l1 (mm)	l2 (mm)	○1 (mm)	○2 (mm)	○3 (mm)
3/8 CU 10	62	42	70	35	20	19	4	4



## JRG Sampling valve spare part set

## JRG Probeentnahmeventil, Ersatzteilset

DN (mm)	Size (inch)	GF Code	SP	Weight (kg)
6	8	351 110 504	1	0.037

7306



### JRG Flammable sampling pipe brass

- Description: to 7306.240


### JRG Probenahmerohr abflammbar Messing

- Beschreibung: zu 1380.320

d (mm)	DN (mm)	JRG Code	GF Code	SP	Weight (kg)
8	4	7306.261	350 218 429	1	0.030

## Shut-off valves Absperrarmaturen

8250



### JRG Angle shut-off valve brass

- Material: brass
- Connection: clamp screw connection

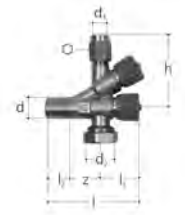
### Eckabsperventil

- Werkstoff: Messing
- Anschluss: Klemmverschraubung

GN (inch)	DN (mm)	JRG Code	GF Code	SP	Weight (kg)
3/8	10	8250.160	350 599 001	1	0.213
1/2	15	8250.240	350 598 401	1	0.210

GN (inch)	DN (mm)	d R (inch)	d1 (mm)	h (mm)	l (mm)	l1 (mm)	l2 (mm)	z (mm)	PN (bar)	⊙ (mm)
3/8	10	3/8	Cu 10	45	86	36 - 44	20	30.5	10	19
1/2	15	1/2	Cu 10	45	86	36 - 44	25	25.5	10	19

8260



### JRG Shut-off and filling valve brass

- Material: brass
- Connection: clamp screw connection

### Absperr- und Füllventil

- Werkstoff: Messing
- Anschluss: Klemmverschraubung

GN (inch)	DN (mm)	JRG Code	GF Code	Weight (kg)
3/8	10	8260.160	350 598 503	0.445
1/2	15	8260.240	350 598 501	0.365

GN (inch)	DN (mm)	d R (inch)	d1 (inch)	d2 G (mm)	h (mm)	l (mm)	l1 (mm)	l2 (mm)	z (mm)	PN (bar)	⊙ (mm)
3/8	10	3/8	Cu 10	3/8	65	86	36 - 44	20	31	10	19
1/2	15	1/2	Cu 10	3/8	65	86	36 - 44	25	26	10	19

# Corner valves Eckventile

8218



## JRG Corner valve gunmetal

- Description: to 2112 / 2210, 2142 / 2240
- Material: gunmetal, stainless steel
- Connection: inlet male thread, outlet union nut
- \*as long as stock last

## JRG Eckventil Rotguss

- Beschreibung: zu 2112-2210, 2142-2240
- Werkstoff: Rotguss, Chromickelstahl
- Anschluss: Eingang Aussengewinde, Ausgang Überwurfmutter
- \*solange Vorrat

	GN (inch)	DN (mm)	JRG Code	GF Code	SP	Weight (kg)
*	1/2	15	<b>8218.240</b>	<b>350 877 801</b>	1	0.350
*	3/4	20	<b>8218.320</b>	<b>350 877 901</b>	1	0.510

	GN (inch)	DN (mm)	d1 R (inch)	d2 (mm)	d3 G (inch)	h4 (mm)	h5 (mm)	h6 (mm)	l2 (mm)	l3 (mm)	PN (bar)
*	1/2	15	1/2	55	3/4	45	25	44	6	35	10
*	3/4	20	3/4	60	1	45	25	48	7	45	10

8218



## JRG Corner valve gunmetal chromium-plated

- Description: to 2112 / 2210, 2142 / 2240
- Material: gunmetal, stainless steel
- Connection: inlet male thread, outlet union nut
- \*as long as stock last

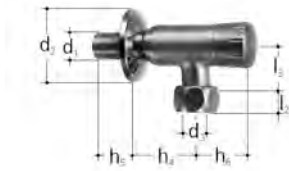
## JRG Eckventil Rotguss verchromt

- Beschreibung: zu 2112-2210, 2142-2240
- Werkstoff: Rotguss, Chromickelstahl
- Anschluss: Eingang Aussengewinde, Ausgang Überwurfmutter
- \*solange Vorrat

	GN (inch)	DN (mm)	JRG Code	GF Code	SP	Weight (kg)
*	1/2	15	<b>8218.241</b>	<b>350 877 802</b>	1	0.380

	GN (inch)	DN (mm)	d1 R (inch)	d2 (mm)	d3 G (inch)	d4 (mm)	d5 (mm)	h6 (mm)	l2 (mm)	l3 (mm)	PN (bar)
*	1/2	15	1/2	55	3/4	45	25	44	6	35	10

8308

**JRG Corner valve brass**

- Description: to 3000, 3100
  - Temperature: max. 100°C
  - Material: brass, stainless steel
  - Connection: inlet male thread, outlet union nut
- \*as long as stock last

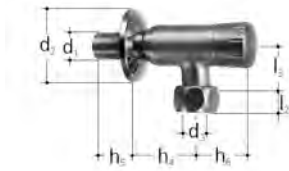
**JRG Eckventil Messing**

- Beschreibung: zu 3000, 3100
  - Temperatur: max. 100°C
  - Werkstoff: Messing, Edelstahl
  - Anschluss: Eingang Aussengewinde, Ausgang Überwurfmutter
- \*solange Vorrat

	GN (inch)	DN (mm)	JRG Code	GF Code	SP	Weight (kg)
*	½	15	<b>8308.240</b>	<b>350 218 301</b>	1	0.460

	GN (inch)	DN (mm)	d1 R (inch)	d2 (mm)	d3 G (inch)	h4 (mm)	h5 (mm)	h6 (mm)	l2 (mm)	l3 (mm)	PN (bar)
*	½	15	½	55	¾	44	30	44	12.5	37.5	10

8308

**JRG Corner valve brass  
chromium-plated**

- Temperature: max. 100°C
  - Description: to 3000, 3100
  - Material: brass, stainless steel
  - Connection: inlet male thread, outlet union nut
- \*as long as stock last

**JRG Eckventil Messing  
Verchromt**

- Temperatur: max. 100°C
  - Beschreibung: zu 3000, 3100
  - Werkstoff: Messing, Edelstahl
  - Anschluss: Eingang Aussengewinde, Ausgang Überwurfmutter
- \*solange Vorrat

	GN (inch)	DN (mm)	JRG Code	GF Code	SP	Weight (kg)
*	½	15	<b>8308.241</b>	<b>350 218 302</b>	1	0.510

	GN (inch)	DN (mm)	d1 R (inch)	d2 (mm)	d3 G (inch)	h4 (mm)	h5 (mm)	h6 (mm)	l2 (mm)	l3 (mm)	PN (bar)
*	½	15	½	55	¾	44	30	44	13	38	10



8347



### JRG Corner valve gunmetal

- Material: gunmetal
- Connection: inlet male thread, outlet loose nut
- \*as long as stock last

### JRG Eckventil Rotguss

- Werkstoff: Rotguss
- Anschluss: Eingang Aussengewinde, Ausgang lose Mutter
- \*solange Vorrat

	GN (inch)	DN (mm)	JRG Code	GF Code	SP	Weight (kg)
*	½	15	<b>8347.240</b>	<b>350 759 901</b>	1	0.480

	GN (inch)	DN (mm)	d1 R (inch)	d2 G (inch)	d3 (mm)	h2 (mm)	h3 (mm)	l1 (mm)	l2 (mm)	l3 (mm)	PN (bar)
*	½	15	½	1 ¼	65	35	48	40	8	25	10

## Accessories in general Zubehör

8130



### JRG Silicon grease for O-ring


- Description: to push-in connection sudoFIT

### Silikonfett für O-Ring

- Beschreibung: zu Steckverbindung sudoFIT

	JRG Code	GF Code	SP	Weight (kg)
	<b>8130.090</b>	<b>351 060 650</b>	1	0.010

8201



### JRG Union brass

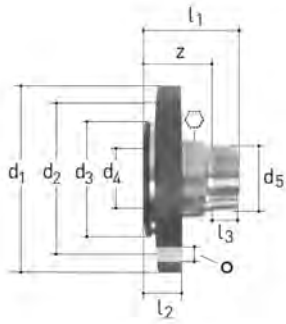
- Description: to 1300-1333, 1350-1363, 2100-2110, 2113, 2130-2140, 2143, 8201.402, 9601.040, 9603.040, 9606.040, 9695.480
- Material: brass
- Connection: male thread
- Supplied with: flat gasket AFM34

### JRG Verschraubung Messing

- Beschreibung: zu 1300-1333, 1350-1363, 2100-2110, 2113, 2130-2140, 2143, 8201.402, 9601.040, 9603.040, 9606.040, 9695.480
- Werkstoff: Messing
- Anschluss: Aussengewinde
- Geliefert mit: Flachdichtung AFM34

	GN (inch)	DN (mm)	JRG Code	GF Code	SP	Weight (kg)	d1 R (inch)	d2 G (inch)	l1 (mm)	l2 (mm)	z (mm)
	¾	10	<b>8201.160</b>	<b>350 331 601</b>	1	0.060	¾	¾	24	6	12
	½	15	<b>8201.240</b>	<b>350 331 701</b>	1	0.060	½	¾	25	6	12
	¾	20	<b>8201.320</b>	<b>350 331 801</b>	1	0.100	¾	1	29	7	13
	1	25	<b>8201.400</b>	<b>350 331 901</b>	1	0.180	1	1 ¼	34	8	15
	1	25	<b>8201.402</b>	<b>351 101 500</b>	1	0.310	1	1 ½	40	10	21
	1 ¼	32	<b>8201.480</b>	<b>350 332 001</b>	1	0.290	1 ¼	1 ½	38	9	18
	1 ½	40	<b>8201.560</b>	<b>350 332 101</b>	1	0.360	1 ½	1 ¾	39	10	18
	2	50	<b>8201.640</b>	<b>350 332 201</b>	1	0.620	2	2 ¾	47	11	21
	2 ½	65	<b>8201.720</b>	<b>350 330 901</b>	1	1.350	2 ½	3	56	15	28

8230



### JRG Flange adapter set gunmetal

- Description: Flanges according to SN EN 1092, made of PP-GF with steel insert
- Material: gunmetal, steel, EPDM, plastic

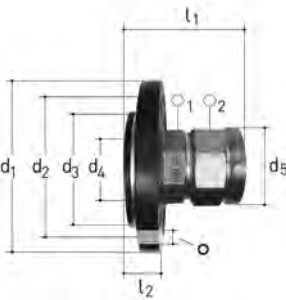
### JRG Flanschübergangsset Rotguss

- Beschreibung: Flanschen nach SN EN 1092, aus PP-GF mit Stahleinlage
- Werkstoff: Rotguss, Stahl, EPDM, Kunststoff

GN	Size	DN	PN	JRG	GF	Weight
(inch)	(inch)	(mm)	(bar)	Code	Code	(kg)
1	1	25	16	<b>8230.025</b>	<b>350 331 925</b>	0.800
1 ¼	1 ¼	32	16	<b>8230.032</b>	<b>350 332 032</b>	1.120
1 ½	1 ½	40	16	<b>8230.040</b>	<b>350 332 140</b>	1.440
2	2	50	16	<b>8230.050</b>	<b>350 332 250</b>	2.220
2 ½	2 ½	65	16	<b>8230.065</b>	<b>350 332 365</b>	3.080
3	3	80	16	<b>8230.080</b>	<b>350 332 480</b>	3.630

d1	d2	d3	d4	d5 R	l1	l2	l3	z	○	◇
(mm)	(mm)	(mm)	(mm)	(inch)	(mm)	(mm)	(mm)	(mm)		(mm)
115	85	68	25	1	66	24	17	49	4x14	32
140	100	78	37	1 ¼	71	25	19	52	4x18	40
150	110	88	43	1 ½	74	27	19	55	4x18	50
165	125	102	55	2	80	31	24	56	4x18	65
185	145	122	66	2 ½	85	32	27	58	4x18	80
200	160	138	81	3	91	32	30	62	8x18	95

8231



### Flange adapter set gunmetal

- Material: gunmetal, steel, EPDM, plastic
- Connection: male thread

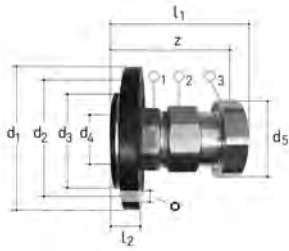
### Flanschübergangsset Rotguss

- Werkstoff: Rotguss, Stahl, EPDM, Kunststoff
- Anschluss: Aussengewinde

Size	DN	PN	JRG	GF	SP	Weight
(inch)	(mm)	(bar)	Code	Code		(kg)
2 ½	65	16	<b>8231.065</b>	<b>350 332 465</b>	1	4.540

d1	d2	d3	d4	d5 G	l1	l2	○	◇1	◇2
(mm)	(mm)	(mm)	(mm)	(inch)	(mm)	(mm)		(mm)	(mm)
185	145	122	66	3	115	32	4x18	80	85

8232



### Flange adapter set gunmetal

- Material: gunmetal, steel, EPDM, plastic
- Consisting of: loose nut

### Flanschübergangsset Rotguss

- Werkstoff: Rotguss, Stahl, EPDM, Kunststoff
- Bestehend aus: loser Mutter

Size (inch)	DN (mm)	PN (bar)	JRG Code	GF Code	SP	Weight (kg)
2 1/2	65	16	<b>8232.065</b>	<b>350 332 565</b>	1	4.520

d1 (mm)	d2 (mm)	d3 (mm)	d4 (mm)	d5 G (inch)	l1 (mm)	l2 (mm)	z (mm)	○	○1 (mm)	○2 (mm)	○3 (mm)
185	145	122	66	3	154	32	140	4x18	80	85	98

8333



### JRG Union gunmetal

- Description: to 1611, 1631, 2191, 3600, 5211, 5281, 6320, 6325
- Material: gunmetal
- Connection: female thread
- Supplied with: flat gasket AFM34
- \*as long as stock last

### JRG Verschraubung Rotguss

- Beschreibung: zu 1611, 1631, 2191, 3600, 5211, 5281, 6320, 6325
- Werkstoff: Rotguss
- Anschluss: Innengewinde
- Geliefert mit: Flachdichtung AFM34
- \*solange Vorrat

	GN (inch)	DN (mm)	JRG Code	GF Code	SP	Weight (kg)	d1 Rp (inch)	d2 G (inch)	l (mm)	z (mm)
	1/2	15	<b>8333.240</b>	<b>351 061 405</b>	1	0.150	1/2	3/4	47	26
	3/4	20	<b>8333.320</b>	<b>351 061 415</b>	1	0.175	3/4	1	52	29
	3/4	20	<b>8333.322</b>	<b>351 061 420</b>	1	0.180	3/4	1 1/4	39	14
	1	25	<b>8333.400</b>	<b>351 061 425</b>	1	0.310	1	1 1/4	59	32
	1 1/4	32	<b>8333.480</b>	<b>351 061 435</b>	1	0.467	1 1/4	1 1/2	65	34
	1 1/2	40	<b>8333.560</b>	<b>351 061 445</b>	1	0.500	1 1/2	1 3/4	68	37
	2	50	<b>8333.640</b>	<b>351 061 455</b>	1	0.853	2	2 3/8	77	40
	2 1/2	65	<b>8333.720</b>	<b>351 061 465</b>	1	1.435	2 1/2	3	91	46
*	3	80	<b>8333.800</b>	<b>351 061 475</b>	1	1.950	3	3 1/2	96	47

8350



### Mapress Union

- Description: to 1303, 1313, 1323, 1333, 1353, 1363, 1611, 1621, 2100-2140, 2161, 5010, 5011, 5080, 5081, 5211, 5281, 6320, 9910, 9920
- Connection: Mapress
- Consisting of: loose nut, press-socket, flat sealed
- Supplied with: flat gasket AFM34

### Mapress Verschraubung

- Beschreibung: zu 1303, 1313, 1323, 1333, 1353, 1363, 1611, 1621, 2100-2140, 2161, 5010, 5011, 5080, 5081, 5211, 5281, 6320, 9910, 9920
- Anschluss: Mapress
- Bestehend aus: Loser Mutter, Pressmuffe, flachdichtend
- Geliefert mit: Flachdichtung AFM34

d1 (mm)	DN (mm)	JRG Code	GF Code	SP	Weight (kg)	d2 G (inch)	l1 (mm)	l2 (mm)	z (mm)	⊙ (mm)
15	12	8350.015	355 600 201	1	0.080	¾	31	7	11	30
18	15	8350.018	355 600 207	1	0.100	¾	31	7	12	30
22	20	8350.022	355 600 202	1	0.110	1	32	9	12	36
28	25	8350.028	355 600 203	1	0.170	1 ¼	36	9	13	46
35	32	8350.035	355 600 204	1	0.214	1 ½	39	10	14	50
42	40	8350.042	355 600 205	1	0.240	1 ¾	43	10	14	58
54	50	8350.054	355 600 206	1	0.430	2 ¾	49	10	14	75

8351



### Mapress Union

- Description: to 1503, 1643, 1663, 2170, 3400, 5103, 5120, 5133, 5085, 5086
- Connection: Mapress
- Consisting of: loose nut, press-socket, flat sealed
- Supplied with: flat gasket AFM34

### Mapress Verschraubung

- Beschreibung: zu 1503, 1643, 1663, 2170, 3400, 5103, 5120, 5133, 5085, 5086
- Anschluss: Mapress
- Bestehend aus: Loser Mutter, Pressmuffe, flachdichtend
- Geliefert mit: Flachdichtung AFM34

d1 (mm)	DN (mm)	JRG Code	GF Code	SP	Weight (kg)	d2 G (inch)	l1 (mm)	l2 (mm)	z (mm)	⊙ (mm)
18	15	8351.018	355 600 407	1	0.157	1 ¼	39	8	18	46
22	20	8351.022	355 600 402	1	0.140	1 ¼	42	8	21	46
22	20	8351.122	355 600 408	1	0.208	1 ½	42	9	21	54
28	25	8351.028	355 600 403	1	0.210	1 ½	44	9	21	54
35	32	8351.035	355 600 404	1	0.350	2	49	11	23	66
42	40	8351.042	355 600 405	1	0.413	2 ¼	52	11	22	72
54	50	8351.054	355 600 406	1	0.610	2 ¾	57	14	22	89



### Optipress Union

- Description: to 1303, 1313, 1323, 1333, 1353, 1363, 1611, 1621, 2100-2140, 2161, 5010, 5011, 5080, 5081, 5211, 5281, 6320, 9910, 9920
- Connection: Optipress / Sanpress
- Consisting of: loose nut, press-socket, flat sealed
- Supplied with: flat gasket AFM34

### Optipress Verschraubung

- Beschreibung: zu 1303, 1313, 1323, 1333, 1353, 1363, 1611, 1621, 2100-2140, 2161, 5010, 5011, 5080, 5081, 5211, 5281, 6320, 9910, 9920
- Anschluss: Optipress / Sanpress
- Bestehend aus: Loser Mutter, Pressmuffe, flachdichtend
- Geliefert mit: Flachdichtung AFM34

d1 (mm)	DN (mm)	JRG Code	GF Code	SP	Weight (kg)	d2 G (inch)	l1 (mm)	l2 (mm)	z (mm)	⊙ (mm)
15	12	8355.015	355 600 601	1	0.100	¾	37	9	13	31
18	15	8355.018	355 600 602	1	0.080	¾	40	9	16	31
22	20	8355.022	355 600 603	1	0.110	1	39	9	15	37
28	25	8355.028	355 600 604	1	0.170	1 ¼	42	11	18	46
35	32	8355.035	355 600 605	1	0.210	1 ½	44	13	18	53
42	40	8355.042	355 600 606	1	0.360	1 ¾	61	13	20	60
54	50	8355.054	355 600 607	1	0.540	2 ¾	61	16	15	78



### Optipress Union

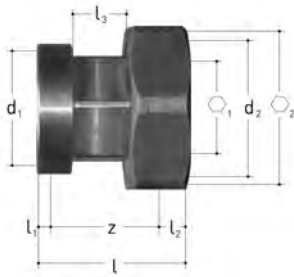
- Description: to 1503, 1643, 1663, 2170, 3400, 5015, 5016, 5103, 5120, 5133, 5085, 5086
- Connection: Optipress / Sanpress
- Consisting of: loose nut, press-socket, flat sealed
- Supplied with: flat gasket AFM34

### Optipress Verschraubung

- Beschreibung: zu 1503, 1643, 1663, 2170, 3400, 5015, 5016, 5103, 5120, 5133, 5085, 5086
- Anschluss: Optipress / Sanpress
- Bestehend aus: Loser Mutter, Pressmuffe, flachdichtend
- Geliefert mit: Flachdichtung AFM34

d1 (mm)	DN (mm)	JRG Code	GF Code	SP	Weight (kg)	d2 G (inch)	l1 (mm)	l2 (mm)	z (mm)	⊙ (mm)
15	12	8356.015	355 600 801	1	0.132	1 ¼	39	10	15	42
18	15	8356.018	355 600 808	1	0.180	1 ¼	40	9	18	46
22	20	8356.022	355 600 802	1	0.250	1 ¼	36	11	12	50
22	20	8356.122	355 600 807	1	0.180	1 ½	36	9	12	52
28	25	8356.028	355 600 803	1	0.190	1 ½	38	12	14	52
35	32	8356.035	355 600 804	1	0.280	2	39	12	15	64
42	40	8356.042	355 600 805	1	0.580	2 ¼	48	12	12	73
54	50	8356.054	355 600 806	1	0.640	2 ¾	62	17	15	88

8360



### JRG Socket connection gunmetal

- Description: to 1611, 1631, 2191, 3400, 5120, 5211, 5281
- Material: gunmetal
- Connection: female thread
- Consisting of: loose nut, press-socket, flat sealed
- Supplied with: flat gasket AFM34

### JRG Muffen-Verschraubung Rotguss

- Beschreibung: zu 1611, 1631, 2191, 3400, 5120, 5211, 5281
- Werkstoff: Rotguss
- Anschluss: Innengewinde
- Bestehend aus: Loser Mutter, Pressmuffe, flachdichtend
- Geliefert mit: Flachdichtung AFM34

Size (inch)	DN (mm)	PN (bar)	JRG Code	GF Code	SP	Weight (kg)
½	15	16	<b>8360.015</b>	<b>351 061 403</b>	1	0.219
¾	20	16	<b>8360.020</b>	<b>351 061 413</b>	1	0.300
1	25	16	<b>8360.025</b>	<b>351 061 423</b>	1	0.451
1 ¼	32	16	<b>8360.032</b>	<b>351 061 433</b>	1	0.670
1 ½	40	16	<b>8360.040</b>	<b>351 061 443</b>	1	0.730
2	50	16	<b>8360.050</b>	<b>351 061 453</b>	1	1.170

d1 G (inch)	d2 G (inch)	l (mm)	l1 (mm)	l2 (mm)	l3 (mm)	○1 (mm)	○2 (mm)	z (mm)
¾	1 ⅛	56	6	8	22	22	41	42
1	1 ¼	57	7	8	22	27	46	42
1 ¼	1 ½	61	8	9	22	32	54	44
1 ½	2	65	9	9	22	41	66	47
1 ¾	2 ¼	68	10	11	22	48	72	48
2 ¾	2 ¾	74	11	14	22	58	89	49

8208



### JRG Union brass with check valve

- Material: brass, plastic, EPDM
- Connection: male thread
- Supplied with: flat gasket AFM34

### JRG Verschraubung Messing Mit Rückflussverhinderer

- Werkstoff: Messing, Kunststoff, EPDM
- Anschluss: Aussengewinde
- Geliefert mit: Flachdichtung AFM34

GN (inch)	DN (mm)	JRG Code	GF Code	SP	Weight (kg)
½	15	<b>8208.240</b>	<b>351 055 901</b>	1	0.090
¾	20	<b>8208.320</b>	<b>351 056 001</b>	1	0.150

GN (inch)	DN (mm)	d1 R (inch)	d2 G (inch)	l (mm)	l1 (mm)	l2 (mm)	z (mm)	○1 (mm)	○2 (mm)
½	15	½	¾	40	34	6	19	30	19
¾	20	¾	1	44	37	7	20	37	24

8334



**JRG Connection part gunmetal**

- Material: gunmetal
- Connection: female thread, male thread
- Consisting of: cross t-piece, boiler ball valve, sealing plug
- \*as long as stock last

**JRG Anschlussgarnitur Rotguss**

- Werkstoff: Rotguss
- Anschluss: Innengewinde, Aussengewinde
- Bestehend aus: Kreuz T-Stück, Kugel-Kesselhahn, Verschluss-Stopfen
- \*solange Vorrat

GN (inch)	DN (mm)	JRG Code	GF Code	SP	Weight (kg)
3/4	20	8334.020	350 896 400	1	0.560
1	25	8334.025	350 896 401	1	0.680
1 1/4	32	8334.032	350 896 402	1	0.780
1 1/2	40	8334.040	350 896 403	1	0.920
*	2	8334.050	350 896 404	1	1.385

GN (inch)	DN (mm)	d1 Rp (inch)	d2 G (inch)	d3 G (inch)	d5 G (inch)	h (mm)	l (mm)	l1 (mm)	l2 (mm)	l3 (mm)	z2 (mm)	PN (bar)	⊙ (mm)
3/4	20	3/4	1	1/2	3/4	108	56	30	79	24	43	16	10
1	25	1	1 1/4	1/2	3/4	112	62	34	87	27	47	16	10
1 1/4	32	1 1/4	1 1/2	1/2	3/4	116	76	38	105	30	59	16	10
1 1/2	40	1 1/2	1 3/4	3/4	3/4	110	86	44	120	36	67	16	14
*	2	2	2 3/8	3/4	3/4	118	92	52	128	41	73	16	14

8720



**JRG Adapter piece brass**

- Material: brass
- Connection: female thread, male thread
- \* as long as stock last

**JRG Übergangsstück Messing**

- Werkstoff: Messing
- Anschluss: Innengewinde, Aussengewinde
- \*solange Vorrat

	GN (inch)	JRG Code	GF Code	SP	Weight (kg)	d1 G (inch)	d2 G (inch)	l (mm)	z (mm)
*	3/8 - 3/8	8720.162	355 635 609	5	0.033	3/8	3/8	21	12
*	3/8 - 1/2	8720.163	355 635 611	5	0.038	3/8	1/2	21	12
*	1/2 - 1/2	8720.242	355 635 613	5	0.043	1/2	1/2	24	13
*	1/2 - 3/4	8720.243	355 635 615	5	0.061	1/2	3/4	24	13
*	3/4 - 3/4	8720.322	355 635 617	5	0.074	3/4	3/4	27	15
*	3/4 - 1	8720.323	355 635 619	5	0.108	3/4	1	28	16
*	1 - 1	8720.403	355 635 621	5	0.108	1	1	29	16

8721



### JRG Adapter piece brass reduced

- Material: brass
- Connection: female thread, male thread
- \* as long as stock last

#### Übergangsstück, reduziert

- Werkstoff: Messing
- Anschluss: Innengewinde, Aussengewinde
- \*solange Vorrat

	GN (inch)	DN (mm)	JRG Code	GF Code	SP	Weight (kg)	d1 G (inch)	d2 G (inch)	l (mm)	z (mm)
*	3/8	10	8721.160	355 635 623	5	0.030	3/8	1/4	20	11
	1/2	15	8721.240	355 635 625	5	0.041	1/2	3/8	23	12
	3/4	20	8721.320	355 635 627	5	0.071	3/4	1/2	26	14
	1	25	8721.400	355 635 629	5	0.093	1	3/4	28	15

8722



### JRG Double nipple brass

- Material: brass
- Connection: male thread
- \* as long as stock last

#### Doppelnippel

- Werkstoff: Messing
- Anschluss: Aussengewinde
- \*solange Vorrat

	GN (inch)	DN (mm)	JRG Code	GF Code	SP	Weight (kg)	d1 G (inch)	l (mm)
*	1/4	8	8722.080	355 635 631	5	0.014	1/4	21
	3/8	10	8722.160	355 635 633	5	0.024	3/8	22
	1/2	15	8722.240	355 604 302	5	0.040	1/2	24
	3/4	20	8722.320	355 604 402	5	0.060	3/4	26
	1	25	8722.400	355 604 502	5	0.110	1	30

8723



### JRG Double nipple brass reduced

- Material: brass
- Connection: male thread

#### JRG Doppelnippel Messing Reduziert

- Werkstoff: Messing
- Anschluss: Aussengewinde

	GN (inch)	DN (mm)	JRG Code	GF Code	SP	Weight (kg)	d1 G (inch)	d2 G (inch)	l (mm)
	3/8	10	8723.160	355 635 643	5	0.042	3/8	1/2	25
	1/2	15	8723.240	355 635 645	5	0.065	1/2	3/4	29
	3/4	20	8723.320	355 635 647	5	0.105	3/4	1	32



8730



### Fitting extension

- Material: gunmetal
- Connection: female thread, male thread
- \* as long as stock last

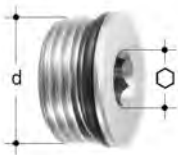
### Armaturen-Verlängerung

- Werkstoff: Rotguss
- Anschluss: Innengewinde, Aussengewinde
- \*solange Vorrat

	GN (inch)	JRG Code	GF Code	SP	Weight (kg)	d1 R (inch)	d2 Rp (inch)	d3 (mm)	l (mm)	l1 (mm)
*	½	<b>8730.215</b>	<b>355 634 101</b>	40	0.060	½	½	27	18	14
*	½	<b>8730.220</b>	<b>355 634 301</b>	30	0.054	½	½	27	20	14
*	½	<b>8730.225</b>	<b>355 634 501</b>	20	0.077	½	½	27	25	14
*	½	<b>8730.230</b>	<b>355 634 701</b>	10	0.092	½	½	27	30	14

## Spare Parts in general Ersatzteile

5149



### JRG Closure plug gunmetal

- Material: gunmetal, EPDM

### JRG Verschlusszapfen Rotguss

- Werkstoff: Rotguss, EPDM

GN (inch)	DN (mm)	JRG Code	GF Code	SP	Weight (kg)	d G (inch)	⊘ (mm)
⅙	6	<b>5149.040</b>	<b>350 803 201</b>	1	0.003	1/8	4
¼	8	<b>5149.080</b>	<b>351 030 501</b>	1	0.007	1/4	6
⅓	10	<b>5149.160</b>	<b>350 803 401</b>	1	0.009	3/8	6
½	15	<b>5149.240</b>	<b>351 030 604</b>	1	0.026	1/2	10
⅔	20	<b>5149.320</b>	<b>351 030 605</b>	1	0.050	3/4	14

5929



### JRG Fixing set for rear

- Description: to 1380, 5900, 5909, 5910, 5916, 5922, 5458.045, 5458.055, 762101227, 762101228
- Consisting of: noise absorbing plate 60° shore A, self tapping fixing screws, wahser, dished spring

### Befestigungsset hinten

- Beschreibung: zu 1380, 5900, 5909, 5910, 5916, 5922, 5458.045, 5458.055, 762101227, 762101228
- Bestehend aus: Schalldämmplatte 60° Shore A, Gewindefurchende Befestigungsschrauben, Unterlags- und Gleitscheiben

d (mm)	JRG Code	GF Code	SP	Weight (kg)	b (mm)	⊘ (mm)
M6	<b>5929.001</b>	<b>351 062 088</b>	1	0.025	60	10

5929



### JRG Fixing set for front

- Description: to 5900, 5909, 5910, 5916, 5920, 5922, 5444, 762101227, 762101228

### Befestigungsset vorne

- Beschreibung: zu 5900, 5909, 5910, 5916, 5920, 5922, 5444, 762101227, 762101228

JRG Code	GF Code	SP	Weight (kg)	b (mm)	ø (mm)	⊘ (mm)
5929.002	351 062 090	1	0.032	52	60	15

8135



### Red plastic rings

- Description: to push-in connection sudoFIT
- Consisting of: one bag with 2 rings each

### Rote Kunststoff-Ringe

- Beschreibung: zu Steckverbindung sudoFIT
- Bestehend aus: jeweils einem Beutel mit 2 Ringen

d (mm)	JRG Code	GF Code	SP	Weight (kg)
12	8135.012	351 060 808	2	0.002
15	8135.015	351 060 801	2	0.002
18	8135.018	351 060 802	2	0.003
22	8135.022	351 060 803	2	0.005
28	8135.028	351 060 804	2	0.004
35	8135.035	351 060 805	2	0.005
42	8135.042	351 060 806	2	0.010
54	8135.054	351 060 807	2	0.008

8137



### Single part set

- Description: to push-in connection sudoFIT
- d12 - d28 consisting of: One bag with 5x O-ring, 5x distance ring, 5x fixation ring, 5x sleeve
- d35 - d54 consisting of: One bag with 2x O-ring, 2x spacer ring, 2x fixation ring, 2x sleeve

### Einzelteil-Set

- Beschreibung: zu Steckverbindung sudoFIT
- d12 - d28 bestehend aus: Einem Beutel O-ring, 5x Distanzring, 5x Fixiererring, 5x Hülse
- d35 - d54 bestehend aus: Einem Beutel O-ring, 2x Distanzring, 2x Fixiererring, 2x Hülse

d (mm)	JRG Code	GF Code	SP	Weight (kg)
12	8137.012	351 060 900	1	0.02
15	8137.015	351 060 901	1	0.02
18	8137.018	351 060 902	1	0.03
22	8137.022	351 060 903	1	0.04
28	8137.028	351 060 904	1	0.07
35	8137.035	351 060 905	1	0.06
42	8137.042	351 060 936	1	0.08
54	8137.054	351 060 937	1	0.18

# Tools Werkzeuge

8127



## JRG Fine filter key plastic

- Description: to 1350-1360, 1830-1846
- Material: plastic

## JRG Feinfilter-Schlüssel Kunststoff

- Beschreibung: zu 1350-1360, 1830-1846
- Werkstoff: Kunststoff

d (mm)	JRG Code	GF Code	SP	Weight (kg)	h (mm)
113	<b>8127.000</b>	<b>355 591 401</b>	1	0.080	190

8130



## JRG sudoFIT fitter's toolkit d15-54

- Description: to push-in connection sudoFIT
- Consisting of: 8130.090 silicon, 8130.114 device for insert measures, 8130.150 key d15-28, 8130.152 key d35-54, 8135 red plastic rings, 8137 spare part set, marker

## JRG sudoFIT Montagekoffer d15-54

- Beschreibung: zu Steckverbindung sudoFIT
- Bestehend aus: 8130.090 Silikon, 8130.114 Einstecktiefenwerkzeug, 8130.150 Schlüssel d15-28, 8130.152 Schlüssel d35-54, 8135 rote Ringe, 8137 Ersatzteilset, Markierstift

d (mm)	JRG Code	GF Code	SP	Weight (kg)
15 - 54	<b>8130.000</b>	<b>351 060 660</b>	1	2.840

8130



## Deburring device

- Description: for stainless steel / copper pipes
- \* as long as stock last

## Entgrater

- Beschreibung: für Chromnickelstahl- / Kupfer-Rohre
- \*solange Vorrat

d (mm)	JRG Code	GF Code	SP	Weight (kg)
* 15 - 54	<b>8130.080</b>	<b>351 060 605</b>	1	0.430

8130



### sudoFIT device for insert measurements d15-28

- Description: to push-in connection sudoFIT
- \* as long as stock last

### sudoFIT Einstecktiefenwerkzeug d15-28

- Beschreibung: zu Steckverbindung sudoFIT
- \*solange Vorrat

	d (mm)	JRG Code	GF Code	SP	Weight (kg)
*	15 - 28	8130.110	351 060 601	1	0.110

8130



### JRG sudoFIT key steel

- Description: to push-in connection sudoFIT
- Material: steel

### JRG sudoFIT Schlüssel Stahl

- Beschreibung: zu Steckverbindung sudoFIT
- Werkstoff: Stahl

	d (mm)	JRG Code	GF Code	SP	Weight (kg)
	12 - 28	8130.150	351 060 701	1	0.120
	35 - 54	8130.152	351 060 702	1	0.246

8140



### JRGURED UP Installation Tool gunmetal

- Description: to 1380
- Material: gunmetal, steel
- Consisting of: two test adapters

### JRGURED UP Montagewerkzeug

- Beschreibung: zu 1380
- Werkstoff: Rotguss, Stahl
- Bestehend aus: zwei Prüfadaptern

GN	DN	JRG	GF	SP	Weight	d1	d2	d3	l1	l2	⊘1
(inch)	(mm)	Code	Code		(kg)	(mm)	(mm)	(mm)	(mm)	(mm)	(mm)
¾	20	8140.000	350 739 090	1	1.460	48	45	12	240	260	36

8202



### JRG Coupling spanner Until DN 20

### JRG Raccordschlüssel Bis DN 20

GN	JRG	GF	SP	Weight
(inch)	Code	Code		(kg)
¾ - ¾	8202.010	350 296 902	1	0.050

8203



**JRG Coupling spanner**  
**From DN 25**

**JRG Raccordschlüssel**  
**Ab DN 25**

<b>GN</b> <small>(inch)</small>	<b>JRG</b> <b>Code</b>	<b>GF</b> <b>Code</b>	<b>SP</b>	<b>Weight</b> <small>(kg)</small>
1 - 2	<b>8203.010</b>	<b>350 296 901</b>	1	0.250

---

# JRG Valves LF

## JRG Armaturen bleiarm

### JRGURED LF

### JRGURED bleiarm

1319



#### JRGURED pressure reducing valve, 357 PSI

- Temperature: max. 158°F
- Material: low lead brass
- Factory setting: 56 PSI (adjustable 28 - 85 PSI)
- Connection: male thread

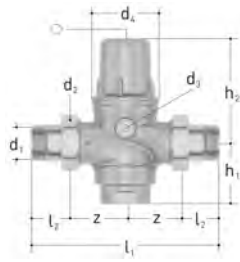
#### JRGURED Druckminderer 357 PSI

- Temperatur: max. 158°C
- Werkstoff: Rotguss, bleiarm
- Auslieferungszustand: 400 kPa (4 bar) (einstellbereich 200 - 600 kPa (2 - 6 bar))
- Anschluss: Aussengewinde

GN (inch)	DN (mm)	JRG Code	GF Code	SP	Weight (kg)
½	15	1319.240	350 736 368	1	1.006
¾	20	1319.320	350 736 468	1	1.302
1	25	1319.400	350 736 568	1	2.180
1 ¼	32	1319.480	350 736 668	1	3.240
1 ½	40	1319.560	350 736 768	1	5.330
2	50	1319.640	350 736 868	1	7.950
2 ½	65	1319.720	350 736 968	1	8.960

GN (inch)	DN (mm)	d1 R (inch)	d2 G (inch)	d3 Rp (inch)	d4 (mm)	h1 (mm)	h2 (mm)	l1 (mm)	l2 (mm)	z (mm)	⊙ (mm)	d4 (inch)	z (inch)
½	15	½	¾	⅛	52	29	79	130	25	40	5	2 ⅛	1 37/64
¾	20	¾	1	⅛	58	36	86	142	29	43	5	2 23/64	1 43/64
1	25	1	1 ¼	¼	70	52	110	167	34	50	6	2 53/64	1 31/32
1 ¼	32	1 ¼	1 ½	¼	77	64	121	196	38	60	6	3 5/32	2 23/64
1 ½	40	1 ½	1 ¾	¼	94	80	157	222	39	73	8	3 49/64	2 55/64
2	50	2	2 ⅝	¼	103	98	172	268	47	88	8	4 7/64	3 7/16
2 ½	65	2 ½	3	¼	103	98	172	292	56	90	8	4 9/64	3 35/64

GN (inch)	DN (mm)	net weight (lb)	h1 (inch)	h2 (inch)	l2 (inch)	d1 (inch)	l1 (inch)
½	15	2	1 5/16	3 7/32	1 ¼	½	5 5/8
¾	20	3	1 21/32	3 23/64	1 5/16	¾	6
1	25	5	2 1/32	4 21/64	1 9/16	1	7 1/16
1 ¼	32	7	2 33/64	4 3/4	1 13/16	1 ¼	8 3/8
1 ½	40	12	3 5/32	6 3/16	2	1 ½	9 3/4
2	50	19	3 55/64	6 49/64	2 ¼	2	11 5/16
2 ½	65	21	3 55/64	6 49/64	2 9/16	2 ½	12 3/16



### JRGURED pressure reducing valve, 357 PSI

- Temperature: max. 158°F
- Material: low lead brass
- Factory setting: 80 PSI (adjustable 80 - 140 PSI)
- Connection: male thread

### JRGURED Druckminderer 357 PSI

- Temperatur: max. 158°C
- Werkstoff: Rotguss, bleiarm
- Auslieferungszustand: 80 PSI (einstellbar 80 - 140 PSI)
- Anschluss: Aussengewinde

GN (inch)	DN (mm)	JRG Code	GF Code	SP	Weight (kg)
½	15	<b>1339.240</b>	<b>350 737 068</b>	1	1.060
¾	20	<b>1339.320</b>	<b>350 737 168</b>	1	1.400
1	25	<b>1339.400</b>	<b>350 737 268</b>	1	2.300
1 ¼	32	<b>1339.480</b>	<b>350 737 368</b>	1	3.320
1 ½	40	<b>1339.560</b>	<b>350 737 468</b>	1	5.530
2	50	<b>1339.640</b>	<b>350 737 568</b>	1	8.210
2 ½	65	<b>1339.720</b>	<b>350 737 668</b>	1	9.160

GN (inch)	DN (mm)	d1 R (inch)	d2 G (inch)	d3 Rp (inch)	d4 (mm)	h1 (mm)	h2 (mm)	l1 (mm)	l2 (mm)	z (mm)	⊙ (mm)	d4 (inch)	z (inch)
½	15	½	¾	⅞	52	29	79	130	25	40	5	2 ⅛	1 ¾ <sup>37/64</sup>
¾	20	¾	1	⅞	58	36	86	142	29	43	5	2 23/64	1 43/64
1	25	1	1 ¼	¾	70	52	110	167	34	50	6	2 53/64	1 31/32
1 ¼	32	1 ¼	1 ½	¾	77	64	121	196	38	60	6	3 5/32	2 23/64
1 ½	40	1 ½	1 ¾	¾	94	80	157	222	39	73	8	3 49/64	2 55/64
2	50	2	2 ⅜	¾	103	98	172	268	47	88	8	4 9/64	3 7/16
2 ½	65	2 ½	3	¾	103	98	172	292	56	90	8	4 9/64	3 35/64

GN (inch)	DN (mm)	net weight (lb)	h1 (inch)	h2 (inch)	l2 (inch)	d1 (inch)	l1 (inch)
½	15	2	1 5/16	3 3/32	1 ¼	½	5 5/8
¾	20	3	1 21/32	3 23/64	1 5/16	¾	6
1	25	5	2 1/32	4 21/64	1 1/16	1	7 7/16
1 ¼	32	7	2 33/64	4 3/4	1 13/16	1 ¼	8 3/8
1 ½	40	12	3 5/32	6 3/16	2	1 ½	9 3/4
2	50	19	3 55/64	6 49/64	2 ¼	2	11 5/16
2 ½	65	21	3 55/64	6 49/64	2 1/16	2 ½	12 3/16

# JRGUMAT LF JRGUMAT bleiarm

3409



## JRGUMAT thermoblenning valve, 150 PSI

- Temperature: max. 194°F
- Material: low lead brass
- Factory setting: 131°F (adjustable 113° - 149°F)

## JRGUMAT Thermomischer 150 PSI

- Temperatur: max. 90°C
- Werkstoff: Rotguss, bleiarm
- Auslieferungszustand: 55°C (verstellbar 45 - 65°C)

GN (inch)	JRG Code	GF Code	SP	Weight (kg)
1	<b>3409.936</b>	<b>350 760 368</b>	1	0.900
1 ¼	<b>3409.946</b>	<b>350 760 268</b>	1	1.600
1 ½	<b>3409.956</b>	<b>350 760 168</b>	1	2.150
2	<b>3409.966</b>	<b>350 760 068</b>	1	3.550

GN (inch)	d2 G (inch)	d3 G (inch)	h1 (mm)	h2 (mm)	h3 (mm)	l (mm)	l1 (mm)	l2 (mm)	⊘ (mm)	h1 (inch)	h2 (inch)	⊘ (mm)	d3 (inch)	l (inch)
1	1 ½	¾	36	51	43	110	43	67	5	1 27/64	2 1/64	13/64	¾	4 21/64
1 ¼	2	¾	41	75	52	130	52	78	8	1 29/64	2 61/64	5/16	¾	5 1/8
1 ½	2 ¼	¾	50	77	58	150	58	92	8	1 31/32	3 1/32	5/16	¾	5 29/32
2	2 ¾	¾	60	85	70	180	70	110	8	2 23/64	2 23/64	5/16	¾	7 3/32

GN (inch)	Weight (lb)	l1 (inch)	l2 (inch)	h3 (inch)
1	2	1 ⅓	2 41/64	1 11/16
1 ¼	4	2	3 5/64	2 3/64
1 ½	5	2 ⅔	3 5/6	2 7/32
2	8	2 ¾	4 21/64	3 11/32

8331



## Union and end connector

- Material: low lead brass
- Supplied with: flat gasket AFM34

## Verschraubung

- Werkstoff: Rotguss, bleiarm
- Geliefert mit: Flachdichtung AFM34

JRG Code	GF Code	SP	Weight (kg)	d1 (inch)	DN (mm)	Weight (lb)	z (inch)	d2 G (inch)	GN (inch)	l1 (inch)	l2 (inch)
<b>8331.405</b>	<b>350 253 466</b>	1	0.240	1	25	1	25/64	1 ½	1	1 ⅓	2 41/64
<b>8331.485</b>	<b>350 253 566</b>	1	0.450	1 ¼	32	1	33/64	2	1 ¼	2	3 5/64
<b>8331.565</b>	<b>350 253 666</b>	1	0.570	1 ½	40	1	19/32	2 ¼	1 ½	2 ⅔	3 5/6
<b>8331.645</b>	<b>350 253 766</b>	1	0.760	2	50	2	15/32	2 ¾	2	2 ¾	4 21/64



3419



**JRGUMAT Thermoblending valve, 150 PSI**

- Temperature: max. 194°F
- Material: low lead brass
- Factory setting: 131°F (adjustable 113° - 149°F)


**JRGUMAT Thermomischer 150 PSI**

- Temperatur: max. 90°C
- Werkstoff: Rotguss, bleiarm
- Auslieferungszustand: 55°C (verstellbar 45 - 65°C)

GN (inch)	Code	GF Code	SP	Weight (kg)
2 1/2	<b>3419608</b>	<b>350 767 268</b>	1	22.550
3	<b>3419808</b>	<b>350 767 468</b>	1	27.550

d1 (mm)	d2 G (inch)	d3 (inch)	h1 (inch)	h2 (inch)	l1 (inch)	l2 (inch)	l3 (inch)	⊘ (mm)
65	1 1/2	7 3/32	3 15/64	4 49/64	5 45/64	11 27/64	4 13/32	5/16
80	2	7 7/8	3 5/8	5	6 7/64	12 13/64	4 7/8	5/16

**Circulation controllers LF  
Zirkulationsregler bleiarm**



**Thermostatic balancing valve, 85 PSI**

- Temperature: max. 158°F
- Material: low lead brass
- Factory setting: 135°F (adjustable 97° - 145°F)
- Operating Pressure: max. 145 PSI (differential pressure 5.8 PSI)

**JRGUTHERM Zirkulationsregler 85 PSI**

- Temperatur: max. 158°C
- Werkstoff: Rotguss, bleiarm
- Auslieferungszustand: 57°C (einstellbar 36 - 63°C)
- Auslieferungszustand: 57°C (einstellbereich 36 - 63°C)

Code	SP	Weight (kg)	l3 (inch)	l Size (inch)	l1 (inch)	h (inch)	d1 G (inch)	l2 (inch)	⊘ (mm)	b1 (inch)	
<b>350 831 566</b>	1	0.519	2 3/4	2 3/8	3/4	7 5/8	2 1/2	1	1 1/2	8	1 7/16



### Threaded shut off connection, 85 PSI

- Material: low lead brass
- Supplied with: flat gasket AFM34

### Verschraubung absperbar 85 PSI

- Werkstoff: Rotguss, bleiarm
- Geliefert mit: Flachdichtung AFM34

GF Code	SP	Weight (kg)	d1 (inch)	Rp (inch)	d2 (inch)	G	l (inch)	z (inch)	Size	⊙1 (mm)	⊙2 (mm)	⊙3 (mm)
<b>350 887 966</b>	1	0.270	3/4	1	2 7/16		2 1/8	3/4		37	32	6



# JRG Sanipex

## + Technical Data

### Materials

PE-Xa, PE-Xc, PE-Xc/AL/PE-X, gunmetal, brass

### Dimension range

d12 - d32

### Jointing technology

Conegrip union technology

### Operating pressure

up to 10 bar

### Operating temperature

0°C to 70°C in continuous operation  
(short-term up to 95°C)

## + Technische Daten

### Werkstoffe

PE-Xa, PE-Xc, PE-Xc/AL/PE-X, Rotguss, Messing

### Dimensionsbereich

d12 - d32

### Verbindungstechnologie

Bördelverschraubung

### Betriebsdruck

bis 10 bar

### Betriebstemperatur

0°C bis 70°C im Dauerbetrieb  
(kurzfristig bis zu 95°C)





## + Advantages

- Superior low pressure losses
- Water pocket free hygienic connections
- Detachable and reusable connection without elastomere sealing
- Hardly any noise pollution
- No power supply required

## + Vorteile

- Niedrige Druckverluste
- Totraumfreie, hygienisch einwandfreie Rohrverbindung
- Lös- und wiederverwendbare Verbindung ohne Elastomerdichtung
- Äusserst geringe Fließgeräusche
- Montage ohne elektrische Energie möglich

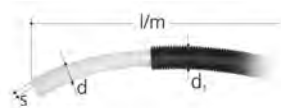


# Table of contents

Pipes	182
Boxes	189
Fitting connectors	202
Distributors	204
Valves	211
Watermeters	218
Modules	222
Assembling aid	243
Access panels and accessories	257
Tools	260
Fitter's toolkits	262
Accessoires	267

# Pipes Rohre

5706



## JRG Sanipex Pipe in pipe in coils PE-Xa Crosslinked polyethylen pipe with conduit


- Description: in coils
- Material: crosslinked polyethylene PE-Xa (white), PE protective conduit (black)

## JRG Sanipex Rohr in Rohr in Ringen PE-Xa Vernetztes Polyethylenrohr mit Schutzrohr

- Beschreibung: in Ringen
- Werkstoff: Vernetztes Polyethylen PE-Xa (weiss), PE Schutzrohr (schwarz)

d (mm)	DN (mm)	PN (bar)	JRG Code	GF Code	SP	Weight (kg)	d1 (mm)	L (m)	s (mm)	SDR
12	8	10	5706.012	355 622 831	1	5.750	18	50	1.7	7.4
16	12	10	5706.016	355 447 331	1	9.500	25	50	2.2	7.4
20	15	10	5706.020	355 553 131	1	13.100	29	50	2.8	7.4
25	20	10	5706.025	355 567 401	1	19.000	34	50	3.5	7.4
12	8	10	5706.212	355 622 811	1	20.500	18	200	1.7	7.4
16	12	10	5706.216	355 447 320	1	34.500	25	200	2.2	7.4

5707



## JRG Sanipex Pipe PE-Xa In coils crosslinked polyethylen pipe


- Description: in coils
- Material: crosslinked polyethylene PE-Xa (white)

## JRG Sanipex Rohr PE-Xa In Ringen vernetztes Polyethylenrohr

- Beschreibung: in Ringen
- Werkstoff: Vernetztes Polyethylen PE-Xa (weiss)

d (mm)	DN (mm)	PN (bar)	JRG Code	GF Code	SP	Weight (kg)	L (m)	s (mm)	SDR
12	8	10	5707.012	355 622 931	1	6.900	100	1.7	7.4
16	12	10	5707.016	355 463 331	1	12.000	100	2.2	7.4
20	15	10	5707.020	355 553 231	1	8.600	50	2.8	7.4
25	20	10	5707.025	355 448 231	1	12.500	50	3.5	7.4
32	25	10	5707.032	355 448 331	1	19.500	50	4.4	7.4

5710



## JRG Sanipex Pipe in coils isolated PE-Xa Crosslinked polyethylen pipe with condensate insulation


- Description: in coils
- Material: crosslinked polyethylene PE-Xa (white), insulation W/mK 0.035

## JRG Sanipex Rohr in Ringen isoliert PE-Xa Vernetztes Polyethylenrohr mit Schwitzwasserdämmung

- Beschreibung: in Ringen
- Werkstoff: Vernetztes Polyethylen PE-Xa (weiss), Isolation W/mK 0.035

d (mm)	DN (mm)	PN (bar)	JRG Code	GF Code	SP	Weight (kg)	d1 (mm)	L (m)	s (mm)	s1 (mm)	SDR
12	8	10	5710.012	355 622 907	1	4.250	24	50	1.7	6	7.4
16	12	10	5710.016	355 463 307	1	7.000	28	50	2.2	6	7.4
20	15	10	5710.020	355 553 207	1	10.350	32	50	2.8	6	7.4

5710



**JRG Sanipex Pipe in coils isolated PE-Xa**  
**Crosslinked polyethylen pipe with 50% insulation**

- Description: in coils
- Material: crosslinked polyethylene PE-Xa (white), insulation W/mK 0.035

**JRG Sanipex Rohr in Ringen isoliert PE-Xa**  
**Vernetztes Polyethylenrohr mit 50% Dämmung**

- Beschreibung: in Ringen
- Werkstoff: Vernetztes Polyethylen PE-Xa (weiss), Isolation W/mK 0.035

d (mm)	DN (mm)	PN (bar)	JRG Code	GF Code	SP	Weight (kg)	d1 (mm)	L (m)	s (mm)	s1 (mm)	SDR
12	8	10	5710.112	355 622 911	1	4.900	32	50	1.7	10	7.4
16	12	10	5710.116	355 463 311	1	7.700	36	50	2.2	10	7.4
20	15	10	5710.120	355 553 211	1	11.050	40	50	2.8	10	7.4

5710



**JRG Sanipex Pipe in coils isolated PE-Xa**  
**Crosslinked polyethylen pipe with 100% insulation**

- Description: in coils
- Material: crosslinked polyethylene PE-Xa (white), insulation W/mK 0.035

**JRG Sanipex Rohr in Ringen isoliert PE-Xa**  
**Vernetztes Polyethylenrohr mit 100% Dämmung**

- Beschreibung: in Ringen
- Werkstoff: Vernetztes Polyethylen PE-Xa (weiss), Isolation W/mK 0.035

d (mm)	DN (mm)	PN (bar)	JRG Code	GF Code	SP	Weight (kg)	d1 (mm)	l (m)	s (mm)	s1 (mm)	SDR
12	8	10	5710.212	355 622 921	1	7.200	52	50	1.7	20	7.4
16	12	10	5710.216	355 463 321	1	10.100	56	50	2.2	20	7.4
20	15	10	5710.220	355 553 221	1	13.000	60	50	2.8	20	7.4

5711



**JRG Sanipex Calor pipe in pipe in coils PE-Xa**  
**Crosslinked polyethylen pipe with conduit and oxygen barrier**

- Description: in coils
- Material: crosslinked polyethylene PE-X (oxygen barrier, white), PE protective conduit (red)

**JRG Sanipex Calor Rohr in Rohr in Ringen PE-Xa**  
**Vernetztes Polyethylenrohr mit Schutzrohr und Diffusionssperre**

- Beschreibung: in Ringen
- Werkstoff: Vernetztes Polyethylen PE-X (sauerstoffdiffusionsdicht, weiss), PE Schutzrohr (rot)

d (mm)	DN (mm)	PN (bar)	SDR	JRG Code	GF Code	SP	Weight (kg)	d1 (mm)	L (m)	s (mm)
12	8	8	7.4	5711.012	355 621 801	1	5.000	18	50	1.7
16	12	8	7.4	5711.016	355 569 901	1	9.000	25	50	2.0
20	15	8	7.4	5711.020	355 569 912	1	10.000	29	50	1.9

5716



### JRG Sanipex Pipe in pipe in coils PE-Xc Crosslinked polyethylen pipe with conduit

- Description: in coils
- Material: crosslinked polyethylene PE-Xc (blue), PE protective conduit (black)

### JRG Sanipex Rohr in Rohr in Ringen PE-Xc Vernetztes Polyethylenrohr mit Schutzrohr

- Beschreibung: in Ringen
- Werkstoff: Vernetztes Polyethylen PE-Xc (blau), PE Schutzrohr (schwarz)

d (mm)	DN (mm)	PN (bar)	SDR	JRG Code	GF Code	SP	Weight (kg)	d1 (mm)	L (m)	s (mm)
12	8	10	7.4	5716.012	355 516 313	1	5.750	18	50	1.7
16	12	10	7.4	5716.016	355 516 317	1	9.500	25	50	2.2
20	15	10	7.4	5716.020	355 516 321	1	13.100	29	50	2.8

5717



### JRG Sanipex Pipe in coils PE-Xc Crosslinked polyethylen pipe

- Description: in coils
- Material: crosslinked polyethylene PE-Xc (blue)

### JRG Sanipex Rohr in Ringen PE-Xc Vernetztes Polyethylenrohr

- Beschreibung: in Ringen
- Werkstoff: Vernetztes Polyethylen PE-Xc (blau)

d (mm)	DN (mm)	PN (bar)	JRG Code	GF Code	SP	Weight (kg)	L (m)	s (mm)	SDR
12	8	10	5717.012	355 516 312	1	6.900	100	1.7	7.4
16	12	10	5717.016	355 516 316	1	12.000	100	2.2	7.4
20	15	10	5717.020	355 516 320	1	8.600	50	2.8	7.4

5720



### JRG Sanipex Pipe in pipe in coils PE-Xa Crosslinked polyethylen pipe with conduit and oxygen barrier

- Description: in coils
- Material: crosslinked polyethylene PE-Xa (black), PE protective conduit (black)

### JRG Sanipex Rohr in Rohr in Ringen PE-Xa Vernetztes Polyethylenrohr mit Schutzrohr und Diffusionssperre

- Beschreibung: in Ringen
- Werkstoff: Vernetztes Polyethylen PE-Xa (schwarz), PE Schutzrohr (schwarz)

d (mm)	DN (mm)	PN (bar)	SDR	JRG Code	GF Code	SP	Weight (kg)	d1 (mm)	L (m)	s (mm)
12	8	8	11	5720.012	355 627 601	1	7.500	18	50	1.1
16	12	8	11	5720.016	355 598 601	1	8.000	25	50	1.5
20	15	8	11	5720.020	355 598 701	1	10.000	29	50	1.9





**JRG Sanipex PrevPex pipe in pipe in coils PE-Xc**  
**Crosslinked polyethylen pipe with conduit and oxygen barrier for watermist**

- Description: in coils
- Material: polyethylene PE-Xc (white), protection pipe (red)

**JRG Sanipex PrevPex Rohr in Rohr in Ringen PE-Xc**  
**Vernetztes Polyethylenrohr mit Schutzrohr und Diffusionssperre für Sprühnebel Sprinkler**

- Beschreibung: in Ringen
- Material: polyethylene PE-Xc (white), protection pipe (red)

d (mm)	DN (mm)	PN (bar)	SDR	JRG Code	GF Code	SP	Weight (kg)	L (m)
16	12	8	11	<b>5713.016</b>	<b>355 570 016</b>	1	7.300	50
20	15	8	11	<b>5713.020</b>	<b>355 599 001</b>	1000	12.000	50

# Accessories for pipes Zubehör für Rohre

5730



## Conduit PE

- Description: in coils
  - Material: polyethylene (black)
- For iFIT, INSTAFLEX, JRG Sanipex, JRG Sanipex MT

## Schutzrohr PE

- Beschreibung: in Ringen
  - Werkstoff: Polyethylen (schwarz)
- Für iFIT, INSTAFLEX, JRG Sanipex, JRG Sanipex MT

d (mm)	JRG Code	GF Code	SP	Weight (kg)	d1 (mm)	d2 (mm)	L (m)
12	5730.012	355 622 701	6756	4.100	18	15	100
16	5730.016	355 522 301	4	6.700	25	20	100
20	5730.020	355 552 001	1	4.500	29	23	50
25	5730.025	355 522 401	1492	6.100	34	29	50
32	5730.032	355 522 501	602	3.750	42	36	25

5725



## Pipe support bend plastic

- Material: plastic
- For iFIT, INSTAFLEX, JRG Sanipex, JRG Sanipex MT

## Rohrführungsbogen Kunststoff

- Werkstoff: Kunststoff
- Für iFIT, INSTAFLEX, JRG Sanipex, JRG Sanipex MT

d (mm)	JRG Code	GF Code	SP	Weight (kg)	R (mm)	s (mm)
16	5725.016	355 634 901	10	0.039	90	3.0
20	5725.020	355 635 001	10	0.070	100	5.0
25	5725.025	355 635 101	5	0.120	125	6.5

5732



## Sleeve for conduit plastic

- Material: plastic
- For iFIT, INSTAFLEX, JRG Sanipex, JRG Sanipex MT

## Muffe für Schutzrohr Kunststoff

- Werkstoff: Kunststoff
- Für iFIT, INSTAFLEX, JRG Sanipex, JRG Sanipex MT

d (mm)	JRG Code	GF Code	SP	Weight (kg)	d1 (mm)	l (mm)
12	5732.012	355 619 701	40	0.004	18	41
16	5732.016	355 480 501	40	0.010	25	65
20	5732.020	351 431 601	40	0.010	29	65

5733



### Coupler plastic For electric conduits

- Material: plastic  
For iFIT, INSTAFLEX, JRG Sanipex, JRG Sanipex MT

### Muffe Kunststoff Für Elektro-Schutzrohre

- Werkstoff: Kunststoff  
Für iFIT, INSTAFLEX, JRG Sanipex, JRG Sanipex MT

d (mm)	JRG Code	GF Code	SP	Weight (kg)	d1 (mm)	d2 (mm)	l (mm)
16	5733.016	355 505 501	40	0.015	25	28	65

5734



### Protection cap plastic For conduits

- Material: plastic  
For iFIT, INSTAFLEX, JRG Sanipex, JRG Sanipex MT

### Schutzkappe Kunststoff für Schutzrohre

- Werkstoff: Kunststoff  
Für iFIT, INSTAFLEX, JRG Sanipex, JRG Sanipex MT

d (mm)	JRG Code	GF Code	SP	Weight (kg)	d1 (mm)	l (mm)	Color
12	5734.025	355 620 201	50	0.002	18	25	blue
12	5734.026	355 620 202	50	0.002	18	25	red
16	5734.020	351 496 101	50	0.004	25	30	blue
16	5734.021	351 496 102	50	0.004	25	30	red
20	5734.023	351 496 202	10	0.008	29	35	red
20	5734.022	351 496 201	10	0.008	29	35	blue

5734



### JRG Sanipex Marking sleeve plastic For conduits

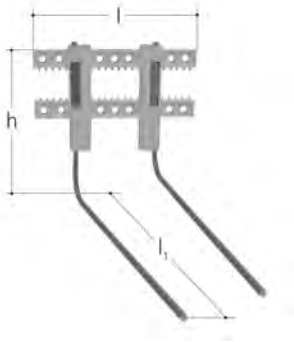
- Material: plastic

### JRG Sanipex Markierhülse Kunststoff Für Schutzrohre

- Werkstoff: Kunststoff

d (mm)	JRG Code	GF Code	SP	Weight (kg)	d1 (mm)	l (mm)	Color
12	5734.035	355 620 301	50	0.007	18	80	blue
12	5734.036	355 620 302	50	0.007	18	80	red
16	5734.030	351 495 301	50	0.012	25	100	blue
16	5734.031	351 495 302	50	0.012	25	100	red
20	5734.032	351 496 001	10	0.016	29	100	blue
20	5734.033	351 496 002	10	0.016	29	100	red
12	5734.040	355 620 303	50	0.008	18	80	grey
16	5734.041	351 495 304	50	0.015	25	100	grey
20	5734.042	351 496 003	10	0.016	29	100	grey
16	5734.053	351 495 303	50	0.012	25	100	white

5736



### Pipe support plastic Single


- Material: plastic, steel
- Accessoires: Extension 5736.075  
Für iFIT, INSTAFLEX, JRG Sanipex, JRG Sanipex MT

### Rohrstütze Kunststoff Einfach

- Werkstoff: Stahl, Kunststoff
- Accessoires: Verlängerung 5736.075  
Für iFIT, INSTAFLEX, JRG Sanipex, JRG Sanipex MT

d-d (mm)	JRG Code	GF Code	SP Weight (kg)	l (mm)	l1 (mm)	h (mm)	
16 - 20	<b>5736.055</b>	<b>355 565 710</b>	10	0.600	211	366	210

5736



### Pipe support plastic Multiple


- Material: plastic, steel
- Accessoires: Extension 5736.075, additional support multiple 5736.065  
Für iFIT, INSTAFLEX, JRG Sanipex, JRG Sanipex MT

### Rohrstütze Kunststoff Mehrfach

- Werkstoff: Stahl, Kunststoff
- Accessoires: Verlängerung 5736.075, zusätzliche mehrfach Stütze 5736.065  
Für iFIT, INSTAFLEX, JRG Sanipex, JRG Sanipex MT

d-d (mm)	JRG Code	GF Code	SP Weight (kg)	l1 (mm)	l2 (mm)	h (mm)	
16 - 20	<b>5736.060</b>	<b>355 565 720</b>	10	0.993	27.5	373	180

5736



### Pipe support plastic Base plate multiple

- Description: to 5736.060
- Material: plastic  
Für iFIT, INSTAFLEX, JRG Sanipex, JRG Sanipex MT

### Rohrstütze Kunststoff Grundplatte mehrfach

- Beschreibung: zu 5736.060
- Werkstoff: Kunststoff  
Für iFIT, INSTAFLEX, JRG Sanipex, JRG Sanipex MT

d-d (mm)	JRG Code	GF Code	SP Weight (kg)	l (mm)	l1 (mm)	b (mm)	
16 - 20	<b>5736.065</b>	<b>355 565 730</b>	10	0.278	440	27.5	70



### Pipe support extension steel

- Description: to 5736.050, 5736.060
  - Material: reinforced steel
- Für iFIT, INSTAFLEX, JRG Sanipex, JRG Sanipex MT

### Rohrstützenverlängerung Stahl

- Beschreibung: zu 5736.050, 5736.060
  - Werkstoff: verstärkter Stahl
- Für iFIT, INSTAFLEX, JRG Sanipex, JRG Sanipex MT

l (mm)	JRG Code	GF Code	SP	Weight (kg)	l1 (mm)	l2 (mm)	b (mm)
800	<b>5736.075</b>	<b>355 565 741</b>	10	0.650	800	112	56

## Boxes Dosen

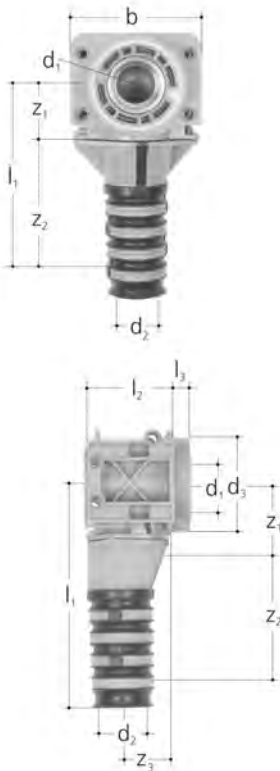
5400

### JRG Sanipex Box 90° single gunmetal

- Material: gunmetal, plastic
- Connection: female thread
- Consisting of: box body, box foot, bend, cone grip union

### JRG Sanipex Dose 90° einfach Rotguss

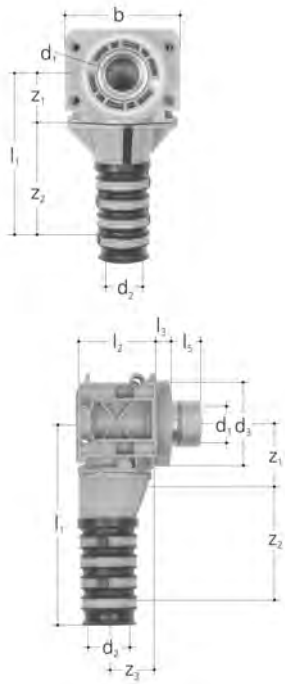
- Werkstoff: Rotguss, Kunststoff
- Anschluss: Innengewinde
- Bestehend aus: Dosenkörper, Dosenfuß, Bördelverschraubungen



d (mm)	GN (inch)	JRG Code	GF Code	SP	Weight (kg)
12	½	<b>5400.050</b>	<b>351 412 760</b>	15	0.190
16	½	<b>5400.100</b>	<b>351 416 760</b>	15	0.223
20	½	<b>5400.200</b>	<b>351 420 760</b>	15	0.270
20	¾	<b>5400.300</b>	<b>351 420 761</b>	15	0.265

d (mm)	GN (inch)	b (mm)	d1 Rp (inch)	d2 (mm)	d3 (mm)	l1 (mm)	l2 (mm)	l3 (mm)	z1 (mm)	z2 (mm)	z3 (mm)
12	½	64	½	18	47	109	41	10	39	50	21
16	½	64	½	25	47	109	41	10	37	50	21
20	½	64	½	29	47	118	41	10	44	50	17
20	¾	64	¾	29	47	118	41	10	44	50	15

5400



**JRG Sanipex Box 90° single gunmetal  
With extended thread**

- Material: gunmetal, plastic
- Connection: female thread
- Consisting of: box body, box foot, bend, cone grip union


**JRG Sanipex Dose 90° einfach Rotguss  
Mit verlängertem Anschlussgewinde**

- Werkstoff: Rotguss, Kunststoff
- Anschluss: Innengewinde
- Bestehend aus: Dosenkörper, Dosenfuss, Bördelverschraubungen

d (mm)	GN (inch)	JRG Code	GF Code	SP	Weight (kg)
12	½	5400.080	351 412 960	15	0.210
16	½	5400.180	351 416 960	15	0.223
20	½	5400.280	351 420 960	15	0.240

d	GN	b	d1 Rp	d2	d3	l1	l2	l3	l5	z1	z2	z3
(mm)	(inch)	(mm)	(inch)	(mm)	(mm)	(mm)	(mm)	(mm)	(mm)	(mm)	(mm)	(mm)
12	½	64	½	18	47	109	41	10	20	39	50	21
16	½	64	½	25	47	109	41	10	20	37	50	21
20	½	64	½	29	47	118	41	10	20	44	50	17

5400



**JRG Sanipex Box 90° single with extension gunmetal**

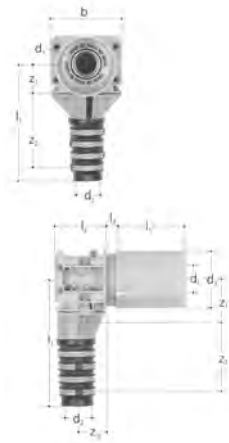
- Material: gunmetal, plastic
- Connection: female thread
- Consisting of: box body, box foot, fixation clip (d12+d16), screws, bend, cone grip union, extension

**JRG Sanipex Dose 90° einfach mit Verlängerung Rotguss**

- Werkstoff: Rotguss, Kunststoff
- Anschluss: Innengewinde
- Bestehend aus: Dosenkörper, Dosenfuss, Befestigungsclip (d12+d16), Verschraubungen, Dosenbogen, Schrauben, Verlängerung

d	GN	JRG	GF	SP	Weight
(mm)	(inch)	Code	Code		(kg)
12	½	5400.070	351 412 860	1	0.228
16	½	5400.170	351 416 860	1	0.246
20	½	5400.270	351 420 860	1	0.300
20	¾	5400.370	351 420 861	1	0.300

d	GN	b	d1 Rp	d2	d3	l1	l2	l3	l5	z1	z2	z3
(mm)	(inch)	(mm)	(inch)	(mm)	(mm)	(mm)	(mm)	(mm)	(mm)	(mm)	(mm)	(mm)
12	½	64	½	18	51	109	41	9	57	39	40	21
16	½	64	½	22	51	109	41	9	57	37	45	21
20	½	64	½	29	51	118	41	9	57	44	50	17
20	¾	64	¾	29	51	118	41	9	57	44	50	15



### JRG Sanipex Box 90° single gunmetal With extension

- Material: gunmetal, plastic
- Connection: female thread
- Consisting of: box body, box feet, box extension


### JRG Sanipex Dose 90° einfach Rotguss Mit Verlängerung

- Werkstoff: Rotguss, Kunststoff
- Anschluss: Innengewinde
- Bestehend aus: Dosenkörper, Dosenfuss, Dosenverlängerung

d (mm)	GN (inch)	JRG Code	GF Code	SP	Weight (kg)
12	½	5400.075	351 412 869	50	0.228
16	½	5400.175	351 416 869	50	0.246
20	½	5400.275	351 420 869	50	0.300

d (mm)	GN (inch)	b (mm)	d1 Rp (inch)	d2 (mm)	d3 (mm)	l1 (mm)	l2 (mm)	l3 (mm)	l5 (mm)	z1 (mm)	z2 (mm)	z3 (mm)
12	½	64	½	18	51	109	41	9	57	39	40	21
16	½	64	½	22	51	109	41	9	57	37	45	21
20	½	64	½	29	51	118	41	9	57	44	50	17

5400



### JRG Sanipex Box 90° single gunmetal With threaded extension

- Material: gunmetal, plastic
- Connection: female thread
- Consisting of: box body, box feet, box extension


### JRG Sanipex Dose 90° einfach Rotguss Mit Gewindeverlängerung

- Werkstoff: Rotguss, Kunststoff
- Anschluss: Innengewinde
- Bestehend aus: Dosenkörper, Dosenfuss, Dosenverlängerung

d (mm)	GN (inch)	JRG Code	GF Code	SP	Weight (kg)
12	½	5400.085	351 412 868	50	0.212
16	½	5400.185	351 416 868	50	0.234
20	½	5400.285	351 420 868	50	0.301

d (mm)	GN (inch)	b (mm)	d1 Rp (inch)	d2 (mm)	d3 (mm)	l1 (mm)	l2 (mm)	l3 (mm)	l5 (mm)	z1 (mm)	z2 (mm)	z3 (mm)
12	½	64	½	18	51	109	41	9	57	39	40	21
16	½	64	½	22	51	109	41	9	57	37	45	21
20	½	64	½	29	51	118	41	9	57	44	45	17

5400



**JRG Sanipex PrevPex box 90° single gunmetal**  
**With extension for watermist**

- Material: gunmetal, plastic
- Connection: female thread
- Consisting of: box body, box foot, fixation clip (d12+d16), screws, bend, cone grip union, extension


**JRG Sanipex PrevPex Dose 90° einfach Rotguss**  
**Mit Verlängerung für Sprühnebel Sprinkler**

- Werkstoff: Rotguss, Kunststoff
- Anschluss: Innengewinde
- Bestehend aus: Dosenkörper, Dosenfuss, Befestigungsclip (d12+d16), Verschraubungen, Dosenbogen, Schrauben, Verlängerung

d	GN	JRG	GF	SP	Weight
(mm)	(inch)	Code	Code		(kg)
16	½	5400.130	351 416 865	50	0.246
20	½	5400.230	351 420 865	50	0.301

d	GN	b	d1 Rp	d2	d3	l1	l2	l3	l5	z1	z2	z3
(mm)	(inch)	(mm)	(inch)	(mm)	(mm)	(mm)	(mm)	(mm)	(mm)	(mm)	(mm)	(mm)
16	½	64	½	22	51	109	41	9	57	37	45	21
20	½	64	½	29	51	118	41	9	57	44	50	17

5401



**JRG Sanipex Box single straight gunmetal**

- Material: gunmetal, plastic
- Connection: female thread

**JRG Sanipex Dose einfach gerade Rotguss**

- Werkstoff: Rotguss, Kunststoff
- Anschluss: Innengewinde

d	GN	JRG	GF	SP	Weight	d1 Rp	d2	d3	l2	l3	z1	z2
(mm)	(inch)	Code	Code		(kg)	(inch)	(mm)	(mm)	(mm)	(mm)	(mm)	(mm)
16	½	5401.100	351 424 301	15	0.175	½	25	47	92	9	25	45
20	½	5401.200	351 500 601	15	0.215	½	29	47	68	9	26	30
20	¾	5401.300	351 500 701	15	0.220	¾	29	47	68	9	26	30



5402



**JRG Sanipex Box 90° for concealed cistern gunmetal**

- Material: gunmetal, plastic
- Connection: female thread

**JRG Sanipex Dose 90° für UP Spülkasten einfach Rotguss**

- Werkstoff: Rotguss, Kunststoff
- Anschluss: Innengewinde

d	GN	JRG	GF	SP	Weight	b	d1 Rp	d2	l1	l2	l4	z1
(mm)	(inch)	Code	Code		(kg)	(mm)	(inch)	(mm)	(mm)	(mm)	(mm)	(mm)
12	½	5402.050	351 530 501	1	0.180	50 - 50	½	18	80	43	25	32
16	½	5402.100	351 428 301	1	0.200	50 - 50	½	25	80	43	25	25



5403

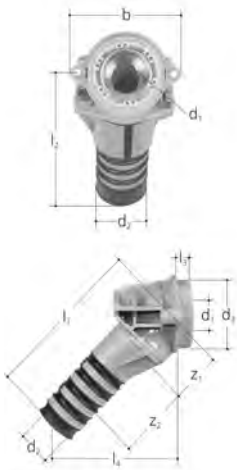
**JRG Sanipex Box 45° single gunmetal**

- Material: gunmetal, plastic
- Connection: female thread
- Consisting of: box body, box foot, bend, cone grip union

**JRG Sanipex Dose 45° einfach Rotguss**

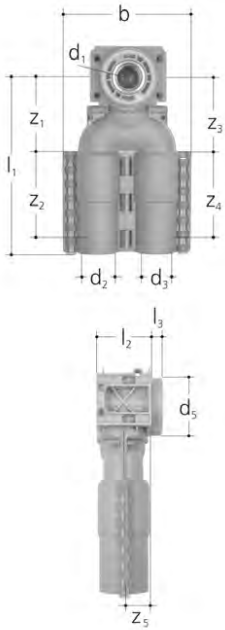
- Werkstoff: Rotguss, Kunststoff
- Anschluss: Innengewinde
- Bestehend aus: Dosenkörper, Dosenfuss, Bördelverschraubungen

d	GN	JRG	GF	SP	Weight
(mm)	(inch)	Code	Code		(kg)
12	½	5403.050	351 529 901	15	0.175
16	½	5403.100	351 423 701	15	0.180
20	½	5403.200	351 500 801	15	0.250
20	¾	5403.300	351 500 901	15	0.235



d	GN	b	d1 Rp	d2	d3	l1	l3	l4	z1	z2
(mm)	(inch)	(mm)	(inch)	(mm)	(mm)	(mm)	(mm)	(mm)	(mm)	(mm)
12	½	64	½	18	47	111	9	84	34	40
16	½	64	½	25	47	111	9	84	37	45
20	½	64	½	29	47	111	9	84	50	50
20	¾	64	¾	29	47	111	9	84	50	50

5404



**JRG Sanipex Box 90° double gunmetal**

- Material: gunmetal, plastic
- Connection: female thread
- Consisting of: box body, box foot, bend, cone grip union


**JRG Sanipex Dose 90° doppelt Rotguss**

- Werkstoff: Rotguss, Kunststoff
- Anschluss: Innengewinde
- Bestehend aus: Dosenkörper, Dosenfuss, Bördelverschraubungen

d-d (mm)	GN (inch)	JRG Code	GF Code	SP	Weight (kg)
16 - 12	½	<b>5404.060</b>	<b>351 412 762</b>	10	0.360
16 - 16	½	<b>5404.100</b>	<b>351 416 764</b>	10	0.395
20 - 16	½	<b>5404.200</b>	<b>351 420 762</b>	10	0.450
20 - 20	½	<b>5404.300</b>	<b>351 420 764</b>	10	0.440

d-d (mm)	GN (inch)	b (mm)	d1 (inch)	Rp (inch)	d2 (mm)	d3 (mm)	d5 (mm)	l1 (mm)	l2 (mm)	l3 (mm)	z1 (mm)	z2 (mm)	z3 (mm)	z4 (mm)	z5 (mm)
16 - 12	½	110	½	25	18	47	148	41	10	66	50	65	50	17	
16 - 16	½	110	½	25	25	47	148	41	10	66	50	66	50	17	
20 - 16	½	110	½	29	25	47	148	41	10	69	50	66	50	17	
20 - 20	½	110	½	29	29	47	148	41	10	69	50	69	50	17	

5405



**JRG Sanipex Box 90° triple gunmetal**

- Material: gunmetal, plastic
- Connection: female thread
- Consisting of: box body, box foot, bend, cone grip union

**JRG Sanipex Dose 90° dreifach Rotguss**

- Werkstoff: Rotguss, Kunststoff
- Anschluss: Innengewinde
- Bestehend aus: Dosenkörper, Dosenfuss, Bördelverschraubungen

d-d-d (mm)	GN (inch)	JRG Code	GF Code	SP	Weight (kg)
16 - 16 - 16	½	<b>5405.100</b>	<b>351 416 766</b>	5	0.500
16 - 20 - 16	½	<b>5405.200</b>	<b>351 420 766</b>	5	0.560

d-d-d (mm)	GN (inch)	b (mm)	d1 (inch)	Rp (inch)	d2 (mm)	d3 (mm)	d4 (mm)	d5 (mm)	l1 (mm)	l2 (mm)	l3 (mm)	l4 (mm)	z1 (mm)	z2 (mm)	z3 (mm)
16 - 16 - 16	½	160	½	25	25	25	47	154	41	10	21	66	50	66	
16 - 20 - 16	½	160	½	25	29	25	47	154	41	10	21	69	50	66	

d-d-d (mm)	GN (inch)	z4 (mm)	z5 (mm)
16 - 16 - 16	½	50	17
16 - 20 - 16	½	50	17

5412



### JRG Sanipex Calor box 90° single gunmetal

- Material: gunmetal, plastic
- Connection: female thread
- Consisting of: box body, box foot, bend, cone grip union

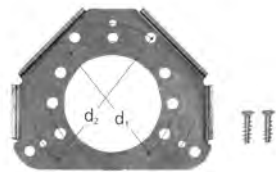
### JRG Sanipex Calor Dose 90° einfach Rotguss

- Werkstoff: Rotguss, Kunststoff
- Anschluss: Innengewinde
- Bestehend aus: Dosenkörper, Dosenfuss, Bördelverschraubungen

d	GN	JRG	GF	SP	Weight	d1	d2	l1	l2	l4	z1	z2
(mm)	(inch)	Code	Code		(kg)	(mm)	(mm)	(mm)	(mm)	(mm)	(mm)	(mm)
12	½	5412.012	351 523 601	20	0.160	12	18	108	51	34	35	40
16	½	5412.016	351 448 501	20	0.182	12	25	108	51	34	33	45

## Accessories for boxes Zubehör für Dosen

5409



### Fixing accessories steel For wooden boards

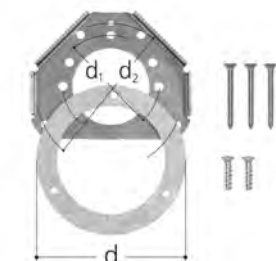
- Material: steel, galvanized
- Consisting of: auxiliary collar, screws
- For iFIT, INSTAFLEX, JRG Sanipex, JRG Sanipex MT

### Befestigungsset Stahl Für den Holzbau

- Werkstoff: Stahl, verzinkt
- Bestehend aus: Hilfsring, Schrauben
- Für iFIT, INSTAFLEX, JRG Sanipex, JRG Sanipex MT

d1	JRG	GF	SP	Weight	d2
(mm)	Code	Code		(kg)	(mm)
60	5409.001	351 451 901	1	0.091	78

5409



### Fixing accessories steel For gypsum boards

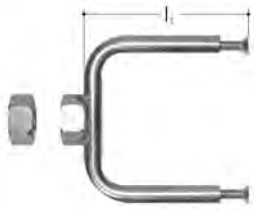
- Material: steel, brass
- Consisting of: auxiliary collar, assembling ring, screws
- For iFIT, INSTAFLEX, JRG Sanipex, JRG Sanipex MT

### Befestigungsset Stahl Für den Gipsbau

- Werkstoff: Stahl, Messing
- Bestehend aus: Hilfsring, Montagering, Schrauben
- Für iFIT, INSTAFLEX, JRG Sanipex, JRG Sanipex MT

d	JRG	GF	SP	Weight	d1	d2
(mm)	Code	Code		(kg)	(mm)	(mm)
73	5409.002	351 451 902	1	0.150	60	78

5409



### JRG Sanipex Fixing accessories front wall steel For 45° Boxes


- Description: to boxes 45°
- Material: steel, galvanized
- Consisting of: lock nut M12, screws

### JRG Sanipex Befestigungsset Vorwand Stahl Für 45° Dosen

- Beschreibung: für Dosen 45°
- Werkstoff: Stahl, verzinkt
- Bestehend aus: Kontermutter M12, Schrauben

<b>l1</b> (mm)	<b>JRG</b> <b>Code</b>	<b>GF</b> <b>Code</b>	<b>SP</b>	<b>Weight</b> (kg)
55	<b>5409.004</b>	<b>351 423 101</b>	1	0.100

5409



### Fixing accessories front wall steel For 90° Boxes

- Material: steel, galvanized
  - Consisting of: plate with lock nut M12, screws
- For iFIT, INSTAFLEX, JRG Sanipex, JRG Sanipex MT

### Befestigungsset Vorwand Stahl Für 90° Dosen

- Werkstoff: Stahl, verzinkt
  - Bestehend aus: Platte mit Kontermutter M12, Schrauben
- Für iFIT, INSTAFLEX, JRG Sanipex, JRG Sanipex MT

<b>d</b> (mm)	<b>JRG</b> <b>Code</b>	<b>GF</b> <b>Code</b>	<b>SP</b>	<b>Weight</b> (kg)	<b>l1</b> (mm)
60	<b>5409.005</b>	<b>351 451 903</b>	1	0.100	59

5409



### Shuttering protection cap plastic For boxes

- Description: for box installations on shuttering
  - Material: plastic
- For iFIT, INSTAFLEX, JRG Sanipex, JRG Sanipex MT

### Schalungs Schutzkappe Kunststoff Für Dosen

- Beschreibung: für Dosenmontage auf Schalung
  - Werkstoff: Kunststoff
- Für iFIT, INSTAFLEX, JRG Sanipex, JRG Sanipex MT

<b>d</b> (mm)	<b>JRG</b> <b>Code</b>	<b>GF</b> <b>Code</b>	<b>SP</b>	<b>Weight</b> (kg)
52	<b>5409.006</b>	<b>351 423 301</b>	40	0.005

5409



### Fixing accessories steel For shuttering walls

- Material: steel, plastic
- Consisting of: plate with lock nut M12, cross, spacer sleeves, nails  
For iFIT, INSTAFLEX, JRG Sanipex, JRG Sanipex MT

### Befestigungs-Set Stahl Für Zwischenschalung

- Werkstoff: Stahl, Kunststoff
- Bestehend aus: Platte mit Kontermutter M12, Kreuz, Distanzhülsen, Nägel  
Für iFIT, INSTAFLEX, JRG Sanipex, JRG Sanipex MT

d (mm)	JRG Code	GF Code	SP	Weight (kg)	l1 (mm)
52	5409.007	351 451 904	1	0.195	59

5409



### Noise protection single EPDM


- Material: rubber  
For iFIT, INSTAFLEX, JRG Sanipex, JRG Sanipex MT

### Schallschutzelement einfach EPDM

- Werkstoff: Gummi  
Für iFIT, INSTAFLEX, JRG Sanipex, JRG Sanipex MT

b (mm)	JRG Code	GF Code	SP	Weight (kg)	d1 (mm)	h (mm)	l1 (mm)
61	5409.010	351 515 201	10	0.011	40	11	44

5409



### Noise protection double EPDM

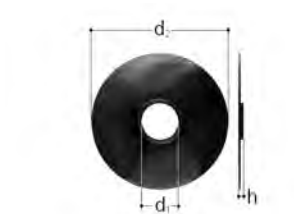
- Material: rubber  
For iFIT, INSTAFLEX, JRG Sanipex, JRG Sanipex MT

### Schallschutzelement doppelt EPDM

- Werkstoff: Gummi  
Für iFIT, INSTAFLEX, JRG Sanipex, JRG Sanipex MT

b (mm)	JRG Code	GF Code	SP	Weight (kg)	d1 (mm)	h (mm)	l1 (mm)
49	5409.011	351 515 901	10	0.010	40	11	54

5409



### Sealing gasket rubber For threads

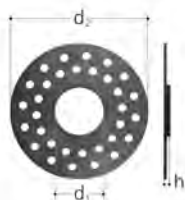
- Description: for fitting connectors and concealed valve sleeves
- Material: rubber  
For iFIT, INSTAFLEX, JRG Sanipex, JRG Sanipex MT

### Abdichtungs-Manschette Gummi Für Gewinde

- Beschreibung: Für Armaturenanschlüsse und UP-Ventilhülsen
- Werkstoff: Gummi  
Für iFIT, INSTAFLEX, JRG Sanipex, JRG Sanipex MT

d1 (mm)	JRG Code	GF Code	SP	Weight (kg)	d2 (mm)	h (mm)
26	5409.012	351 516 201	10	0.008	98	4

5409



### Sealing gasket rubber For box extensions

- Description: for box extensions and concealed pressure reducing valves
  - Material: rubber
- Für iFIT, INSTAFLEX, JRG Sanipex, JRG Sanipex MT

### Abdichtungsmanschette Gummi Für Dosenverlängerung

- Beschreibung: für Dosenverlängerungen und UP-Druckreduzierventile
  - Werkstoff: Gummi
- Für iFIT, INSTAFLEX, JRG Sanipex, JRG Sanipex MT

d1 (mm)	JRG Code	GF Code	SP	Weight (kg)	d2 (mm)	h (mm)
44	<b>5409.020</b>	<b>351 564 202</b>	50	0.004	125	4

5409



### Box extension plastic

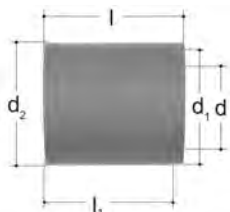
- Material: plastic
- Für iFIT, INSTAFLEX, JRG Sanipex, JRG Sanipex MT

### Dosenverlängerung Kunststoff

- Werkstoff: Kunststoff
- Für iFIT, INSTAFLEX, JRG Sanipex, JRG Sanipex MT

d Rp (inch)	JRG Code	GF Code	SP	Weight (kg)	d1 (mm)	d2 (mm)	l (mm)	l1 (mm)
½	<b>5409.060</b>	<b>351 564 102</b>	10	0.018	43	47.0	66	56
¾	<b>5409.062</b>	<b>351 564 103</b>	10	0.018	43	47.0	66	56

5409



### JRG Sanipex Standard box extension plastic


- Description: for boxes with boxextension
- Material: plastic

### JRG Sanipex Standard Dosenverlängerung Kunststoff

- Beschreibung: für Dosen mit Dosenverlängerung
- Werkstoff: Kunststoff

d Rp (inch)	JRG Code	GF Code	SP	Weight (kg)	d1 (mm)	d2 (mm)	l (mm)	l1 (mm)
½ - ¾	<b>5409.070</b>	<b>351 414 929</b>	10	0.015	43	51.0	66	56

5409



### JRG Sanipex Threaded box extension PE

- Description: for boxes with boxextension
- Material: plastic

### JRG Sanipex Gewinde Dosenverlängerung PE

- Beschreibung: für Dosen mit Dosenverlängerung
- Werkstoff: Kunststoff

d Rp (inch)	JRG Code	GF Code	SP	Weight (kg)	d1 (mm)	d2 (mm)	l (mm)	l1 (mm)
½ - ¾	<b>5409.080</b>	<b>351 414 840</b>	10	0.018	43	51.0	66	56

5409



### JRG Sanipex Fixation ring for threaded box extension PE

- Description: to 5409.080
- Material: plastic

### JRG Sanipex Fixierring für Gewinde Dosenverlängerung PE

- Description: to 5409.080
- Werkstoff: Kunststoff

JRG Code	GF Code	SP	Weight (kg)	l (mm)	d (mm)
5409.090	351 414 845	10	0.011	92	50

5409



### JRG Sanipex Fixation ring for threaded box extension PE With sealing

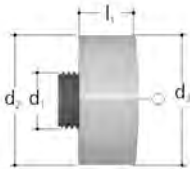
- Description: to 5409.080
- Material: plastic

### JRG Sanipex Fixierring für Gewinde Dosenverlängerung PE Mit Dichtung

- Description: to 5409.080
- Werkstoff: Kunststoff

JRG Code	GF Code	SP	Weight (kg)	l (mm)	d (mm)
5409.095	351 414 846	10	0.011	68	50

5409



### Pressure- and protectionplug plastic for boxes

- Material: plastic
- For iFIT, INSTAFLEX, JRG Sanipex, JRG Sanipex MT

### Abress- und Schutzstopfen Kunststoff für Dosen

- Werkstoff: Kunststoff
- Für iFIT, INSTAFLEX, JRG Sanipex, JRG Sanipex MT

GN (inch)	JRG Code	GF Code	SP	Weight (kg)	d1 G (inch)	d2 (mm)	d3 (mm)	l (mm)	l1 (mm)	⊙ (mm)
1/2	5409.120	351 424 801	15	0.016	1/2	46	47	20	20	10
3/4	5409.220	351 424 701	15	0.016	3/4	46	47	20	20	10

5409



### Pressure- and protectionplug plastic

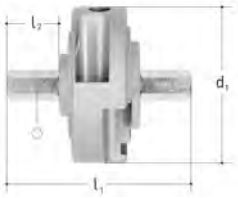
- Material: plastic
- For iFIT, INSTAFLEX, JRG Sanipex, JRG Sanipex MT

### Abress- und Schutzstopfen Kunststoff

- Werkstoff: Kunststoff
- Für iFIT, INSTAFLEX, JRG Sanipex, JRG Sanipex MT

GN (inch)	JRG Code	GF Code	SP	Weight (kg)	d1 G (inch)	d2 (mm)	d3 (mm)	l (mm)	l1 (mm)	⊙ (mm)
1/2	5409.145	351 424 802	15	0.020	1/2	35	38	45	45	10
3/4	5409.245	351 424 702	15	0.020	3/4	35	38	45	45	10

5790



### Box cutter aluminium

- Description: two sides for use with all box types and drain sets from the splash watertight concealed cabinets
- Material: aluminium
- Connection: hexagon socket for use in cordless screwdrivers  
For iFIT, INSTAFLEX, JRG Sanipex, JRG Sanipex MT

### Rohrabschneider Aluminium

- Beschreibung: zwei Seiten zur Verwendung mit allen Dosentypen und Ablaufsets der spritzwassergeschützten UP Kästen
- Werkstoff: Aluminium
- Anschluss: sechskant Aufnahme zur Verwendung in Akkuschaubern  
Für iFIT, INSTAFLEX, JRG Sanipex, JRG Sanipex MT

d (inch)	JRG Code	Weight (kg)	GF Code	SP	d1 (mm)	l1 (mm)	l2 (mm)	⬡ (mm)
	<b>5790.015</b>	0.196	<b>351 425 202</b>	1	63	74	21	11

5790



### Turn up device aluminium For fixation ring

- Description: for fixation rings
- Material: aluminium
- Connection: square adapter for torque wrench (max. 7 Nm)  
Only for JRG Sanipex

### Aufdrehwerkzeug Aluminium Für Fixiererring

- Beschreibung: für Fixierringe
- Werkstoff: Aluminium
- Anschluss: vierkant Aufnahme für Drehmomentschlüssel (max. 7 Nm)  
Nur für JRG Sanipex

d (inch)	JRG Code	SP	Weight (kg)	GF Code	d1 (mm)	d2 (mm)	l1 (mm)
3/8"	<b>5790.020</b>	1	0.285	<b>351 414 950</b>	80	60	70

5790



### Centering tool brass

- Material: brass  
For iFIT, INSTAFLEX, JRG Sanipex, JRG Sanipex MT

### Zentrierhilfe Messing

- Werkstoff: Messing  
Für iFIT, INSTAFLEX, JRG Sanipex, JRG Sanipex MT

d (inch)	JRG Code	SP	Weight (kg)	GF Code	d1 (mm)	d2 (mm)	l1 (mm)
1/2"	<b>5790.025</b>	1	0.135	<b>351 414 951</b>	22	8	48



5409



### Pressure- and protection plug brass

- Material: brass, plastic  
Für iFIT, INSTAFLEX, JRG Sanipex, JRG Sanipex MT

### Abpress- und Schutzstopfen Messing

- Werkstoff: Messing, Kunststoff  
Für iFIT, INSTAFLEX, JRG Sanipex, JRG Sanipex MT

GN (inch)	JRG Code	GF Code	SP	Weight (kg)	d (mm)	l (mm)
1/2	<b>5409.030</b>	<b>355 564 112</b>	10	0.051	33	70

5409



### Sealing sleeve EPDM

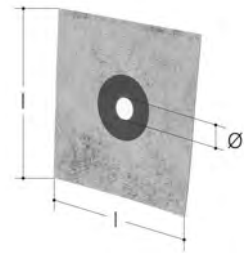
- Material: EPDM  
Für iFIT, INSTAFLEX, JRG Sanipex, JRG Sanipex MT

### Tropfhülse EPDM

- Werkstoff: EPDM  
Für iFIT, INSTAFLEX, JRG Sanipex, JRG Sanipex MT

d (mm)	JRG Code	GF Code	SP	Weight (kg)	d1 (mm)	l (mm)
17	<b>5409.040</b>	<b>351 516 205</b>	25	0.015	39	65

5409



### Mesh sealing gasket rubber

- Description: 5409.045 for fitting connectors and concealed valve sleeves / 5409.050 for box extensions and concealed pressure reducing valves
- Material: rubber  
Für iFIT, INSTAFLEX, JRG Sanipex, JRG Sanipex MT

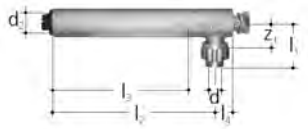
### Gewebe Abdichtungsmanschette Gummi

- Beschreibung: 5409.045 für Armaturenanschlüsse und UP-Ventilhülsen / 5409.050 für Dosenverlängerungen und UP-Druckreduzierventile
- Werkstoff: Gummi  
Für iFIT, INSTAFLEX, JRG Sanipex, JRG Sanipex MT

JRG Code	GF Code	SP	Weight (kg)	l (mm)	Ø (mm)
<b>5409.045</b>	<b>351 516 203</b>	25	0.012	120	20
<b>5409.050</b>	<b>351 516 204</b>	25	0.034	200	30

# Fitting connectors Armaturenanschlüsse

5414



## JRG Sanipex Fitting connector gunmetal

- Material: gunmetal
- Connection: female thread, cone grip union

## JRG Sanipex Armaturenanschluss Rotguss

- Werkstoff: Rotguss
- Anschluss: Innengewinde, Bördelverschraubung

d	GN	JRG	GF	SP	Weight	d2 Rp	l	l1	l2	l3	l4	z1
(mm)	(inch)	Code	Code		(kg)	(inch)	(mm)	(mm)	(mm)	(mm)	(mm)	(mm)
16	½	5414.090	351 420 510	1	0.320	½	90	43	90	60	15	26
16	½	5414.130	351 420 502	1	0.400	½	130	43	130	100	15	26
16	½	5414.150	351 420 501	1	0.430	½	150	43	150	120	15	26

5415



## JRG Sanipex Fitting connector single gunmetal

- Material: gunmetal
- Connection: female thread, cone grip union

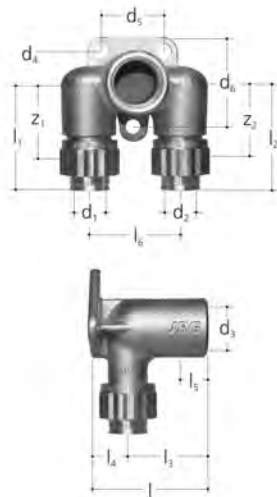
## JRG Sanipex Armaturenanschluss einfach Rotguss

- Werkstoff: Rotguss
- Anschluss: Innengewinde, Bördelverschraubung

d	GN	JRG	GF	SP	Weight
(mm)	(inch)	Code	Code		(kg)
12	½	5415.010	351 534 901	1	0.180
16	½	5415.050	351 497 601	1	0.220
20	½	5415.058	351 534 807	1	0.240
16	½	5415.080	351 497 701	1	0.260
16	½	5415.095	351 477 901	1	0.290
20	½	5415.098	351 534 806	1	0.370

d	GN	d1	d3 Rp	d4	d5	l	l1	l3	l4	l5	l6	z1
(mm)	(inch)	(mm)	(inch)	(mm)	(mm)	(mm)	(mm)	(mm)	(mm)	(mm)	(mm)	(mm)
12	½	12	½	6	40	50	45	33	17	25	20	34
16	½	16	½	6	40	50	49	33	17	25	20	33
20	½	20	½	6	40	50	50	35	17	25	20	33
16	½	16	½	6	40	80	49	63	17	43	20	33
16	½	16	½	6	40	95	49	78	17	58	20	33
20	½	20	½	6	40	95	50	78	17	58	20	33

5416



### JRG Sanipex Fitting connector double gunmetal

- Material: gunmetal
- Connection: female thread, cone grip unions

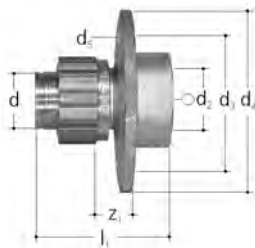
### JRG Sanipex Armaturenanschluss doppelt Rotguss

- Werkstoff: Rotguss
- Anschluss: Innengewinde, Bördelverschraubungen

d-d (mm)	GN (inch)	JRG Code	GF Code	SP	Weight (kg)
12 - 12	½	5416.010	351 551 601	1	0.250
16 - 12	½	5416.020	351 536 501	1	0.290
16 - 16	½	5416.050	351 497 801	1	0.330
20 - 16	½	5416.055	351 485 915	1	0.400
20 - 20	½	5416.060	351 485 810	1	0.470
16 - 16	½	5416.080	351 497 901	1	0.370
16 - 16	½	5416.095	351 485 801	1	0.410

d-d (mm)	GN (inch)	d3 Rp (inch)	d4 (mm)	d5 (mm)	d6 (mm)	l (mm)	l1 (mm)	l2 (mm)	l3 (mm)	l4 (mm)	l5 (mm)	l6 (mm)	z1 (mm)	z2 (mm)
12 - 12	½	½	6	28	40	50	46	46	33	17	25	40	33	33
16 - 12	½	½	6	28	40	50	46	50	33	17	25	40	33	32
16 - 16	½	½	6	28	40	50	50	50	33	17	25	40	32	32
20 - 16	½	¾	6	28	40	50	53	58	33	17	25	44	36	36
20 - 20	½	½	6	28	40	50	58	58	35	19	22	50	36	36
16 - 16	½	½	6	28	40	80	50	50	63	17	43	40	32	32
16 - 16	½	½	6	28	40	95	50	50	78	17	58	40	32	32

5417



### JRG Sanipex Fitting connector single straight gunmetal

- Material: gunmetal
- Connection: female thread, cone grip union

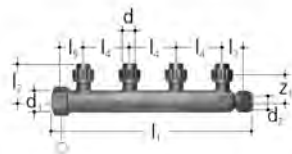
### JRG Sanipex Armaturenanschluss einfach gerade Rotguss

- Werkstoff: Rotguss
- Anschluss: Innengewinde, Bördelverschraubung

d (mm)	GN (inch)	JRG Code	GF Code	SP	Weight (kg)	d2 Rp (inch)	d3 (mm)	d4 (mm)	d5 (mm)	l1 (mm)	z1 (mm)	○ (mm)
16	½	5417.000	351 413 001	1	0.160	½	40	55	6	46	46	27

# Distributors Verteiler

5418



## JRG Sanipex Manifold 4-fold gunmetal

- Description: max. 16 LU
- Material: gunmetal
- Connection: inlet female thread, outlet cone grip unions
- \*as long as stock last


## JRG Sanipex Verteiler 4-fach Rotguss

- Beschreibung: max. 16 LU
- Werkstoff: Rotguss
- Anschluss: Eingang Innengewinde, Abgang Bördelverschraubung
- \*solange Vorrat

	d	Size	JRG	GF	SP	Weight
	(mm)	(inch)	Code	Code		(kg)
*	16	3/4	<b>5418.416</b>	<b>355 618 102</b>	1	0.670

	d	d1 Rp	d2	l1	l2	l3	l4	l5	z1	⊘
	(mm)	(inch)	(mm)	(mm)	(mm)	(mm)	(mm)	(mm)	(mm)	(mm)
*	16	3/4	M 22x1.5	239	46	21	55	31	29	32

5419



## JRG Sanipex Double manifold 1-fold gunmetal

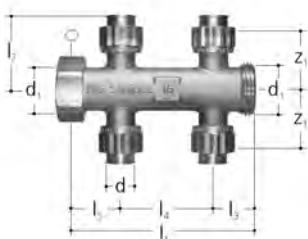
- Description: max. 24 LU
- Material: gunmetal
- Connection: male thread, cone grip unions

## JRG Sanipex Doppel-Verteiler 1-fach Rotguss

- Beschreibung: max. 24 LU
- Werkstoff: Rotguss
- Anschluss: Aussengewinde, Bördelverschraubungen

	d	Size	JRG	GF	SP	Weight	d1 G	l1	l2	l3	l5	z1	⊘
	(mm)	(inch)	Code	Code		(kg)	(inch)	(mm)	(mm)	(mm)	(mm)	(mm)	(mm)
	12	1	<b>5419.112</b>	<b>351 523 004</b>	1	0.230	1	55	43	24	31	31	37
	16	1	<b>5419.116</b>	<b>351 415 404</b>	1	0.270	1	55	46	24	31	29	37

5419



## JRG Sanipex Double manifold 2-fold gunmetal

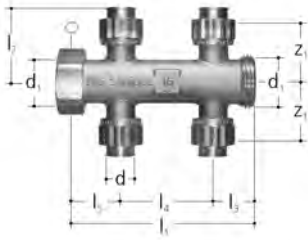
- Description: max. 24 LU
- Material: gunmetal
- Connection: male thread, cone grip unions

## JRG Sanipex Doppel-Verteiler 2-fach Rotguss

- Beschreibung: max. 24 LU
- Werkstoff: Rotguss
- Anschluss: Aussengewinde, Bördelverschraubungen


	d	Size	JRG	GF	SP	Weight
	(mm)	(inch)	Code	Code		(kg)
	12	1	<b>5419.212</b>	<b>351 523 210</b>	1	0.390
	16	1	<b>5419.216</b>	<b>351 562 101</b>	1	0.490

table continued on the next page



d	d1	G	l1	l2	l3	l4	l5	z1	⊙
(mm)	(inch)	(mm)	(mm)	(mm)	(mm)	(mm)	(mm)	(mm)	(mm)
12	1	110	43	24	55	31	30	37	
16	1	110	46	24	55	31	29	37	

5420



### JRG Sanipex Manifold 1-fold gunmetal

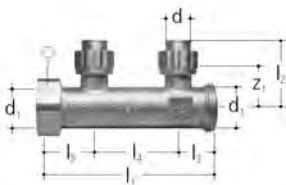
- Description: max. 24 LU
- Material: gunmetal
- Connection: male thread, cone grip union

### JRG Sanipex Verteiler 1-fach Rotguss

- Beschreibung: max. 24 LU
- Werkstoff: Rotguss
- Anschluss: Aussengewinde, Bördelverschraubung

d	Size	JRG Code	GF Code	SP	Weight	d1	G	l1	l2	l3	l5	z1	⊙
(mm)	(inch)				(kg)	(inch)	(mm)	(mm)	(mm)	(mm)	(mm)	(mm)	(mm)
12	1	5420.012	351 523 001	1	0.190	1	55	43	24	31	31	37	
16	1	5420.016	351 415 401	1	0.210	1	55	46	24	31	29	37	
20	1	5420.020	351 501 201	1	0.270	1	55	58	24	31	35	37	

5421



### JRG Sanipex Manifold 2-fold gunmetal

- Description: max. 24 LU
- Material: gunmetal
- Connection: male thread, cone grip unions

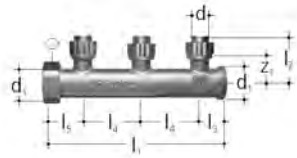
### JRG Sanipex Verteiler 2-fach Rotguss

- Beschreibung: max. 24 LU
- Werkstoff: Rotguss
- Anschluss: Aussengewinde, Bördelverschraubungen

d	Size	JRG Code	GF Code	SP	Weight
(mm)	(inch)				(kg)
12	1	5421.012	351 523 201	1	0.326
16	1	5421.016	351 415 601	1	0.370
20	1	5421.020	351 501 301	1	0.480

d	d1	G	l1	l2	l3	l4	l5	z1	⊙
(mm)	(inch)	(mm)	(mm)	(mm)	(mm)	(mm)	(mm)	(mm)	(mm)
12	1	110	43	24	55	31	31	37	
16	1	110	46	24	55	31	29	37	
20	1	110	58	24	55	31	35	37	

5422



### JRG Sanipex Manifold 3-fold gunmetal

- Description: max. 24 LU
- Material: gunmetal
- Connection: male thread, cone grip unions


### JRG Sanipex Verteiler 3-fach Rotguss

- Beschreibung: max. 24 LU
- Werkstoff: Rotguss
- Anschluss: Aussengewinde, Bördelverschraubungen

d	Size	JRG	GF	SP	Weight
(mm)	(inch)	Code	Code		(kg)
12	1	<b>5422.012</b>	<b>351 523 401</b>	1	0.448
16	1	<b>5422.016</b>	<b>351 415 801</b>	1	0.540
20	1	<b>5422.020</b>	<b>351 501 401</b>	1	0.660

d	d1	G	l1	l2	l3	l4	l5	z1	⊘
(mm)	(inch)	(mm)	(mm)	(mm)	(mm)	(mm)	(mm)	(mm)	(mm)
12	1	165	43	24	55	31	31	37	
16	1	165	46	24	55	31	29	37	
20	1	165	58	24	55	31	35	37	

5423



### JRG Sanipex Manifold 4-fold gunmetal

- Description: max. 24 LU
- Material: gunmetal
- Connection: male thread, cone grip unions

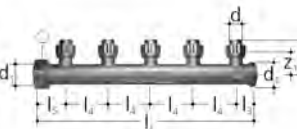
### JRG Sanipex Verteiler 4-fach Rotguss

- Beschreibung: max. 24 LU
- Werkstoff: Rotguss
- Anschluss: Aussengewinde, Bördelverschraubungen

d	Size	JRG	GF	SP	Weight
(mm)	(inch)	Code	Code		(kg)
16	1	<b>5423.016</b>	<b>351 416 001</b>	1	0.680

d	d1	G	l1	l2	l3	l4	l5	z1	⊘
(mm)	(inch)	(mm)	(mm)	(mm)	(mm)	(mm)	(mm)	(mm)	(mm)
16	1	220	46	24	55	31	29	37	

5424



### JRG Sanipex Manifold 5-fold gunmetal

- Description: max. 24 LU
- Material: gunmetal
- Connection: male thread, cone grip unions

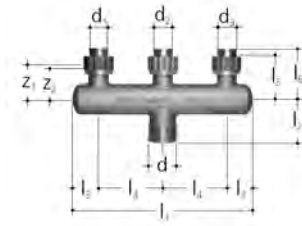
### JRG Sanipex Verteiler 5-fach Rotguss

- Beschreibung: max. 24 LU
- Werkstoff: Rotguss
- Anschluss: Aussengewinde, Bördelverschraubungen

d	Size	JRG	GF	SP	Weight
(mm)	(inch)	Code	Code		(kg)
16	1	<b>5424.016</b>	<b>351 434 101</b>	1	0.850

d	d1	G	l1	l2	l3	l4	l5	z1	⊘
(mm)	(inch)	(mm)	(mm)	(mm)	(mm)	(mm)	(mm)	(mm)	(mm)
16	1	275	46	24	55	31	29	37	

5425



### JRG Sanipex Manifold concealed 3-fold gunmetal

- Description: max. 16 LU
- Material: gunmetal
- Connection: male thread, cone grip unions

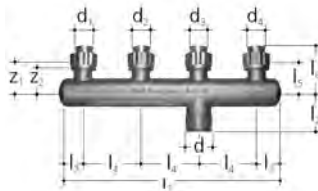
### JRG Sanipex UP-Verteiler 3-fach Rotguss

- Beschreibung: max. 16 LU
- Werkstoff: Rotguss
- Anschluss: Aussengewinde, Bördelverschraubungen

d-d-d (mm)	d (mm)	Size (inch)	d R (inch)	GN (inch)	JRG Code	GF Code	SP	Weight (kg)
12 - 16 - 12	12	3/4	3/4	3/4	5425.010	351 550 401	1	0.470
12 - 16 - 16	12	3/4	3/4	3/4	5425.020	351 550 201	1	0.460
16 - 16 - 16	16	3/4	3/4	3/4	5425.050	351 519 101	1	0.510

d-d-d (mm)	d1 (mm)	d2 (mm)	d3 (mm)	l1 (mm)	l2 (mm)	l3 (mm)	l4 (mm)	l5 (mm)	l6 (mm)	z1 (mm)	z2 (mm)
12 - 16 - 12	12	16	12	155	37	23	55	43	46	30	29
12 - 16 - 16	12	16	16	155	37	23	55	43	46	30	29
16 - 16 - 16	16	16	16	155	37	23	55		46		29

5425



### JRG Sanipex Manifold concealed 4-fold gunmetal

- Description: max. 16 LU
- Material: gunmetal
- Connection: male thread, cone grip unions

### JRG Sanipex UP-Verteiler 4-fach Rotguss

- Beschreibung: max. 16 LU
- Werkstoff: Rotguss
- Anschluss: Aussengewinde, Bördelverschraubungen

d-d-d-d (mm)	d (mm)	Size (inch)	GN (inch)	JRG Code	GF Code	SP	Weight (kg)
12 - 16 - 16 - 12	12	3/4	3/4	5425.070	351 550 601	1	0.600
12 - 16 - 16 - 16	12	3/4	3/4	5425.080	351 550 801	1	0.610
16 - 16 - 16 - 16	16	3/4	3/4	5425.100	351 498 001	1	0.670
16 - 16 - 20 - 16	20	3/4	3/4	5425.200	351 501 501	1	0.680

d-d-d-d (mm)	d R (inch)	d1 (mm)	d2 (mm)	d3 (mm)	d4 (mm)	l1 (mm)	l2 (mm)	l3 (mm)	l4 (mm)	l5 (mm)	l6 (mm)	z1 (mm)	z2 (mm)
12 - 16 - 16 - 12	3/4	12	16	16	12	210	37	23	55	43	46		30
12 - 16 - 16 - 16	3/4	12	16	16	16	210	37	23	55	43	46		30
16 - 16 - 16 - 16	3/4	16	16	16	16	210	37	23	55		46		29
16 - 16 - 20 - 16	3/4	16	16	20	16	210	37	23	55		57	35	29

d-d-d-d (mm)	z3 (mm)
12 - 16 - 16 - 12	29
12 - 16 - 16 - 16	29
16 - 16 - 16 - 16	29
16 - 16 - 20 - 16	29

5427



### JRG Sanipex Manifold concealed 2-fold gunmetal

- Description: max. 16 LU
- Material: gunmetal
- Connection: female thread, male thread, cone grip unions

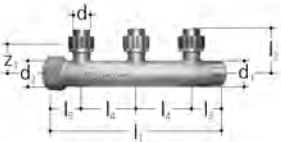
### JRG Sanipex UP-Verteiler 3-fach Rotguss

- Beschreibung: max. 16 LU
- Werkstoff: Rotguss
- Anschluss: Innengewinde, Aussengewinde, Bördelverschraubungen

d	Size	JRG	GF	SP	Weight
(mm)	(inch)	Code	Code		(kg)
16	¾	<b>5427.216</b>	<b>351 538 402</b>	1	0.380
20	¾	<b>5427.220</b>	<b>351 538 406</b>	1	0.460

d	d1	R	d2	l1	l2	l3	l4	l5	z1	M
(mm)	(inch)	(inch)	(mm)	(mm)	(mm)	(mm)	(mm)	(mm)	(mm)	
16	¾	¾	124	46	34	55	35	29	32	
20	¾	¾	124	57	34	55	35	41	32	

5427



### JRG Sanipex Manifold concealed 3-fold gunmetal

- Description: max. 16 LU
- Material: gunmetal
- Connection: female thread, male thread, cone grip unions

### JRG Sanipex UP-Verteiler 3-fach Rotguss

- Beschreibung: max. 16 LU
- Werkstoff: Rotguss
- Anschluss: Innengewinde, Aussengewinde, Bördelverschraubungen

d	Size	JRG	GF	SP	Weight
(mm)	(inch)	Code	Code		(kg)
16	¾	<b>5427.316</b>	<b>351 538 502</b>	1	0.540
20	¾	<b>5427.320</b>	<b>351 538 505</b>	1	0.675

d	d1	R	d2	l1	l2	l3	l4	l5	z1	M
(mm)	(inch)	(inch)	(mm)	(mm)	(mm)	(mm)	(mm)	(mm)	(mm)	
16	¾	¾	179	46	34	55	35	29	32	
20	¾	¾	179	57	34	55	35	41	32	



# Accessories for distributors Zubehör für Verteiler

5427



## Cap gunmetal for concealed manifolds

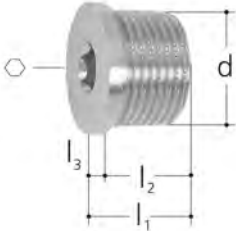
- Description: to 5427
  - Material: gunmetal
  - Connection: female thread
- For iFIT, INSTAFLEX, JRG Sanipex, JRG Sanipex MT

### Kappe Rotguss Für Unterputz-Verteiler

- Beschreibung: zu 5427
  - Werkstoff: Rotguss
  - Anschluss: Innengewinde
- Für iFIT, INSTAFLEX, JRG Sanipex, JRG Sanipex MT

Size	d Rp	GN	JRG Code	GF Code	SP	Weight	l1	l2	⊘
(inch)	(inch)	(inch)				(kg)	(mm)	(mm)	(mm)
¾	¾	¾	5427.090	351 538 602	5	0.100	24	19	32

5427



## Plug gunmetal For concealed manifolds

- Material: gunmetal
  - Connection: male thread
- For iFIT, INSTAFLEX, JRG Sanipex, JRG Sanipex MT

### Stopfen Rotguss Für Unterputz-Verteiler

- Werkstoff: Rotguss
  - Anschluss: Aussengewinde
- Für iFIT, INSTAFLEX, JRG Sanipex, JRG Sanipex MT

d Rp	GN	JRG Code	GF Code	SP	Weight	l1	l2	l3	⊘
(inch)	(inch)				(kg)	(mm)	(mm)	(mm)	(mm)
¾	¾	5427.092	351 538 702	5	0.075	18.5	15.5	3	10

5428



## JRG Sanipex Cross gunmetal For manifold

- Material: gunmetal
- Connection: female thread, male thread, cone grip union

### JRG Sanipex Kreuz Rotguss Für Verteiler

- Werkstoff: Rotguss
- Anschluss: Innengewinde, Aussengewinde, Bördelverschraubungen

d	GN	JRG Code	GF Code	SP	Weight
(mm)	(inch)				(kg)
16	1	5428.216	351 416 201	1	0.270
20	1	5428.220	351 501 801	1	0.336

d	GN	d1 R	d2 G	d3	l1	l2	l3	l4	z1	⊘
(mm)	(inch)	(inch)	(inch)	(mm)	(mm)	(mm)	(mm)	(mm)	(mm)	(mm)
16	1	1	1	16	48	50	46	24	29	39
20	1	1	1	20	48	50	58	24	35	39

5430



### Cap brass For manifolds

- Description: to 5420 - 5424
  - Material: brass
  - Connection: female thread
- For iFIT, INSTAFLEX, JRG Sanipex, JRG Sanipex MT

### Kappe Messing Für Verteiler

- Beschreibung: zu 5420 - 5424
  - Werkstoff: Messing
  - Anschluss: Innengewinde
- Für iFIT, INSTAFLEX, JRG Sanipex, JRG Sanipex MT

Size (inch)	GN (inch)	JRG Code	GF Code	SP	Weight (kg)	d1 G (inch)	l1 (mm)	⊘ (mm)
1	1	5430.000	355 422 501	5	0.060	1	9	37

5431



### Distribution set brass

- Description: to heating-distributor, valve with hose coupling for aeration and draining, 360° rotatable
  - Material: brass
  - Connection: female thread
- For iFIT, INSTAFLEX, JRG Sanipex, JRG Sanipex MT

### Verteiler-Set Messing

- Beschreibung: für Heizungsverteiler, Ventil mit Schlauchanschluss für Entlüftung und Entleerung, 360° drehbar
  - Werkstoff: Messing
  - Anschluss: Innengewinde
- Für iFIT, INSTAFLEX, JRG Sanipex, JRG Sanipex MT

GN (mm)	JRG Code	GF Code	SP	Weight (kg)	d1 G (inch)	d2 G (inch)	l1 (mm)	l2 (mm)	z1 (mm)	⊘ (mm)	□
1	5431.100	351 564 502	2	0.200	1	3/4	9	52	25	32	5

5433



### Plug gunmetal For manifolds

- Description: to 5420 - 5424
  - Material: gunmetal
  - Connection: male thread
- For iFIT, INSTAFLEX, JRG Sanipex, JRG Sanipex MT

### Stopfen Rotguss Für Verteiler

- Beschreibung: zu 5420 - 5424
  - Werkstoff: Rotguss
  - Anschluss: Aussengewinde
- Für iFIT, INSTAFLEX, JRG Sanipex, JRG Sanipex MT

d1 G (inch)	JRG Code	GF Code	SP	Weight (kg)	l1 (mm)	⊘ (mm)
1	5433.000	355 441 101	5	0.120	11	37

5435



### JRG Sanipex Cap PVDF For cone grip outlets

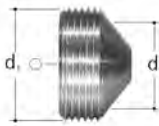
- Material: PVDF

### JRG Sanipex Kappe PVDF Für Bördelverschraubungen

- Werkstoff: PVDF

d (mm)	JRG Code	GF Code	SP	Weight (kg)	l1 (mm)
12	5435.012	351 518 501	5	0.002	15
16	5435.016	351 447 901	5	0.004	23
20	5435.020	351 448 001	5	0.008	30
25	5435.025	351 514 301	5	0.014	36
32	5435.032	351 514 401	5	0.025	42

5436



### JRG Sanipex Plug gunmetal For cone grip unions

- Material: gunmetal

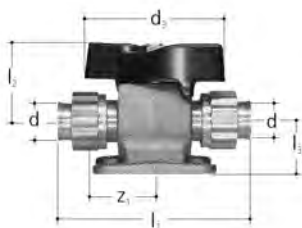
### JRG Sanipex Stopfen Rotguss Für Bördelverschraubungen

- Werkstoff: Rotguss

d (mm)	JRG Code	GF Code	SP	Weight (kg)	d1 (mm)
12	5436.012	355 621 001	5	0.014	M17x1.25 8
16	5436.016	351 413 102	5	0.026	M22x1.5 10
20	5436.020	351 428 402	5	0.055	M27x1.5 10
25	5436.025	351 484 202	1	0.140	M34x2 27
32	5436.032	351 484 302	1	0.220	M42x2 32

## Valves Armaturen

5437



### JRG Sanipex Stop cock gunmetal With flange

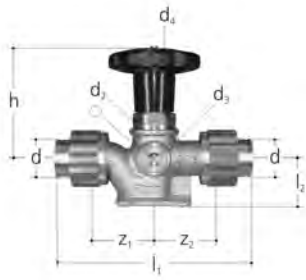
- Material: gunmetal
- Connection: flange, cone grip unions
- \*as long as stock last

### JRG Sanipex Absperrhahn Rotguss Mit Flansch

- Werkstoff: Rotguss
- Anschluss: Flange, Bördelverschraubung
- \*solange Vorrat

d (mm)	JRG Code	GF Code	SP	Weight (kg)	d3 (mm)	l1 (mm)	l2 (mm)	l3 (mm)	z1 (mm)	
*	12	5437.012	351 537 301	1	0.225	50	70	27	17	23

5437



### JRG Sanipex LegioStop Shut-off valve gunmetal With flange

- Temperature: max. 90°C
- Material: gunmetal, stainless steel, EPDM, plastic
- Closure plug 5149, Top 5395, Drain valve 7301.080
- Description: free of water pockets and maintenance free top, non rising handwheel with optical position indicator, valve seat and valve stem made of stainless steel


### JRG Sanipex LegioStop Absperrventil Rotguss Mit Flansch

- Temperatur: max. 90°C
- Werkstoff: Rotguss, Chromnickelstahl, EPDM, Kunststoff
- Verschlusszapfen 5149, Oberteil 5395, Entleerventil 7301.080
- Beschreibung: Totraum- und wartungsfreies Oberteil, nichtsteigendes Handrad mit optischer Stellungsanzeige, Ventilsitz und Ventilstange aus Chromnickelstahl

d (mm)	JRG Code	GF Code	SP	Weight (kg)
16	<b>5437.516</b>	<b>351 566 301</b>	1	0.390
20	<b>5437.520</b>	<b>351 566 401</b>	1	0.460

d	d2 G	d3 Rp	d4	h	l1	l2	PN	z1	z2	⊙
(mm)	(inch)	(inch)	(mm)	(mm)	(mm)	(mm)	(bar)	(mm)	(mm)	(mm)
16	½	¼	53	68	102	17	16	34	6	6
20	½	¼	53	62	118	25	16	36	6	6

5438



### JRG Sanipex Stop cock gunmetal

- Material: gunmetal
- Connection: inlet male thread, outlet loose nut

### JRG Sanipex Absperrhahn Rotguss

- Werkstoff: Rotguss
- Anschluss: Eingang Aussengewinde, Ausgang lose Mutter

d (mm)	JRG Code	GF Code	SP	Weight (kg)	d2	d3	l1	l2	z1	z2
(mm)	(mm)	(mm)	(mm)	(mm)	(mm)	(mm)	(mm)	(mm)	(mm)	(mm)
12	<b>5438.012</b>	<b>351 537 401</b>	1	0.180	M17x1.25	50	48	27	23	23

5438



### JRG Sanipex LegioStop Shut-off valve gunmetal

- Temperature: max. 90°C
- Material: gunmetal, stainless steel, EPDM, plastic
- Connection: inlet loose nut, outlet male thread
- Closure plug 5149, Top 5395, Drain valve 7301.080
- Description: free of water pockets and maintenance free top, non rising handwheel with optical position indicator, valve seat and valve stem made of stainless steel

### JRG Sanipex LegioStop Absperrventil Rotguss

- Temperatur: max. 90°C
- Werkstoff: Rotguss, Chromnickelstahl, EPDM, Kunststoff
- Anschluss: Eingang lose Mutter, Ausgang Aussengewinde
- Verschlusszapfen 5149, Oberteil 5395, Entleerventil 7301.080
- Beschreibung: Totraum- und wartungsfreies Oberteil, nichtsteigendes Handrad mit optischer Stellungsanzeige, Ventilsitz und Ventilstange aus Chromnickelstahl

d (mm)	JRG Code	GF Code	SP	Weight (kg)
16	<b>5438.516</b>	<b>351 566 501</b>	1	0.285

d (mm)	d1	d2 G (inch)	d3 Rp (inch)	d4 (mm)	h (mm)	l (mm)	PN (bar)	z1 (mm)	z2 (mm)	⊘ (mm)
16	M22x1.5	½	¼	53	70	55	16	27	24	6

5439



### JRG Sanipex LegioStop Y-type valve gunmetal

- Temperature: max. 90°C
- Material: gunmetal, stainless steel, EPDM, plastic
- Connection: inlet male thread, outlet loose nut
- Closure plug 5149, Top 5290, Drain valve 7301.080
- Description: free of water pockets and maintenance free top, non rising handwheel with optical position indicator, valve seat and valve stem made of stainless steel

### JRG Sanipex LegioStop Schrägsitzventil Rotguss

- Temperatur: max. 90°C
- Werkstoff: Rotguss, Chromnickelstahl, EPDM, Kunststoff
- Anschluss: Eingang Aussengewinde, Ausgang lose Mutter
- Verschlusszapfen 5149, Oberteil 5395, Entleerventil 7301.080
- Beschreibung: Totraum- und wartungsfreies Oberteil, nichtsteigendes Handrad mit optischer Stellungsanzeige, Ventilsitz und Ventilstange aus Chromnickelstahl

d (mm)	JRG Code	GF Code	SP	Weight (kg)
16	<b>5439.516</b>	<b>351 566 701</b>	1	0.350
20	<b>5439.520</b>	<b>351 566 801</b>	1	0.430

d (mm)	d1 (mm)	d2 G (inch)	d3 Rp (inch)	d4 (mm)	h (mm)	l1 (mm)	l2 (mm)	l3 (mm)	PN (bar)	z1 (mm)	z2 (mm)	⊘ (mm)
16	16	½	¼	53	87	75	35	85	16	48	23	6
20	20	½	¼	53	87	95	27	81	16	55	35	6

5440



### JRG Sanipex LegioStop Distributor shut-off valve gunmetal

- Temperature: max. 90°C
  - Material: gunmetal, stainless steel, EPDM, plastic
  - Connection: male thread
  - Top 5395 / to 4640, 5419 - 5424, 5455
  - Description: free of water pockets and maintenance free top, non rising handwheel with optical position indicator, valve seat and valve stem made of stainless steel
- \*as long as stock last

### JRG Sanipex LegioStop Verteiler Absperrventil Rotguss

- Temperatur: max. 90°C
  - Werkstoff: Rotguss, Chromnickelstahl, EPDM, Kunststoff
  - Anschluss: Aussengewinde
  - Oberteil 5395 / zu 4640, 5419 - 5424, 5455
  - Beschreibung: Totraum- und wartungsfreies Oberteil, nichtsteigendes Handrad mit optischer Stellungsanzeige, Ventilsitz und Ventilstange aus Chromnickelstahl
- \*solange Vorrat

	d (mm)	GN (inch)	JRG Code	GF Code	SP	Weight (kg)
*	25	¾	5440.510	351 566 601	1	0.560

	d (mm)	GN (inch)	d2 G (inch)	d4 (mm)	d5 G (inch)	h (mm)	l1 (mm)	l2 (mm)	PN (bar)	z1 (mm)	○ (mm)
*	25	¾	¾	53	1	79	105	31	16	45	27

5441



### JRG Sanipex LegioStop Distributor shut-off valve gunmetal

- Temperature: max. 90°C
- Material: gunmetal, stainless steel, EPDM, plastic
- Connection: male thread
- Top 5395 / to 4640, 5419 - 5424, 5455
- Description: free of water pockets and maintenance free top, non rising handwheel with optical position indicator, valve seat and valve stem made of stainless steel

### JRG Sanipex LegioStop Verteiler Absperrventil Rotguss

- Temperatur: max. 90°C
- Werkstoff: Rotguss, Chromnickelstahl, EPDM, Kunststoff
- Anschluss: Aussengewinde
- Oberteil 5395 / zu 4640, 5419 - 5424, 5455
- Beschreibung: Totraum- und wartungsfreies Oberteil, nichtsteigendes Handrad mit optischer Stellungsanzeige, Ventilsitz und Ventilstange aus Chromnickelstahl

	GN (inch)	JRG Code	GF Code	SP	Weight (kg)
	¾	5441.510	355 642 001	1	0.400

	GN (inch)	d1 G (inch)	d2 G (inch)	d4 (mm)	h (mm)	l1 (mm)	l2 (mm)	l3 (mm)	PN (bar)	○ (mm)
	¾	1	¾	53	79	74	42	32	16	27

5442



### JRG Sanipex LegioStop Distributor shut-off valve gunmetal

- Temperature: max. 90°C
- Material: gunmetal, stainless steel, EPDM, plastic
- Connection: female thread, male thread
- Top 5395 / to 4640, 5419 - 5424, 5455
- Description: free of water pockets and maintenance free top, non rising handwheel with optical position indicator, valve seat and valve stem made of stainless steel

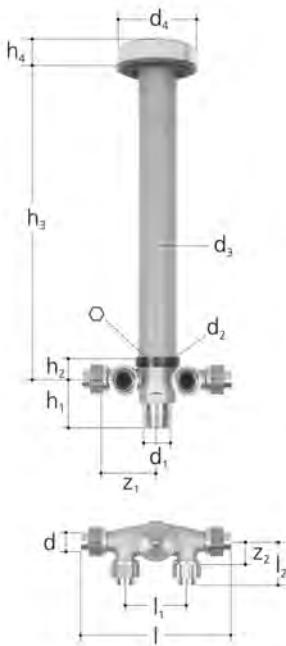
### JRG Sanipex LegioStop Verteiler Absperrventil Rotguss

- Temperatur: max. 90°C
- Werkstoff: Rotguss, Chromnickelstahl, EPDM, Kunststoff
- Anschluss: Innengewinde, Aussengewinde
- Oberteil 5395 / zu 4640, 5419 - 5424, 5455
- Beschreibung: Totraum- und wartungsfreies Oberteil, nichtsteigendes Handrad mit optischer Stellungsanzeige, Ventilsitz und Ventilstange aus Chromnickelstahl

GN (inch)	JRG Code	GF Code	SP	Weight (kg)
¾	5442.510	355 642 101	1	0.440

GN	d1 Rp	d2 G	d4	d5 G	h	l1	l2	PN	z1	○
(inch)	(inch)	(inch)	(mm)	(inch)	(mm)	(mm)	(mm)	(bar)	(mm)	(mm)
¾	¾	¾	53	1	79	71	34	16	23	32

5444



### JRG Sanipex LegioStop Concealed straight seat distribution valve 4-way gunmetal Vertical connection

- Description: max. 16 LU
- Temperature: max. 90°C
- Material: gunmetal, stainless steel, EPDM, plastic
- Connection: JRG Sanipex
- Front fixing set 5929.002

### JRG Sanipex LegioStop Unterputz-Geradsitz-Verteilventil 4-fach Rotguss Senkrechter Anschluss

- Beschreibung: max. 16 LU
- Temperatur: max. 90°C
- Werkstoff: Rotguss, Chromnickelstahl, EPDM, Kunststoff
- Anschluss: JRG Sanipex
- Befestigungsset vorne 5929.002

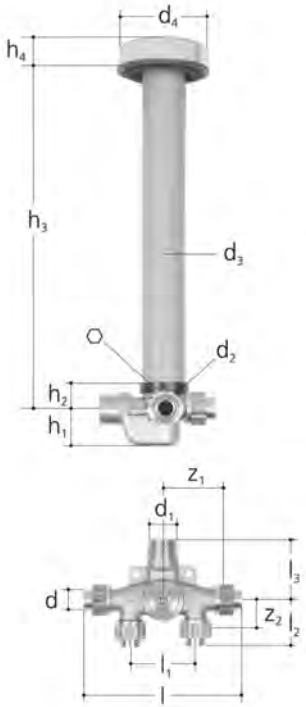
d	GN	JRG	GF	SP	Weight
(mm)	(inch)	Code	Code		(kg)
16	¾	5444.000	351 062 020	1	0.725

d	GN	d1 R	d2	d3	d4	h1	h2	h3	h4	l	l1	l2	PN	z1	z2
(mm)	(inch)	(inch)	(mm)	(mm)	(mm)	(mm)	(mm)	(mm)	(mm)	(mm)	(mm)	(mm)	(bar)	(mm)	(mm)
16	¾	¾	39	34	71	43	19	35 - 265	24	136	55	41	10	51	24

d	GN	○
(mm)	(inch)	(mm)
16	¾	18

5444

**JRG Sanipex LegioStop Concealed straight seat distribution valve 4-way gunmetal Horizontal connection**



- Description: max. 16 LU
- Temperature: max. 90°C
- Material: gunmetal, brass, EPDM, plastic
- Connection: JRG Sanipex
- Front fixing set 5929.002

**JRG Sanipex LegioStop Unterputz-Geradsitz-Verteilventil 4-fach Rotguss Waagrechter Anschluss**

- Beschreibung: max. 16 LU
- Temperatur: max. 90°C
- Werkstoff: Rotguss, Messing, EPDM, Kunststoff
- Anschluss: JRG Sanipex
- Befestigungsset vorne 5929.002

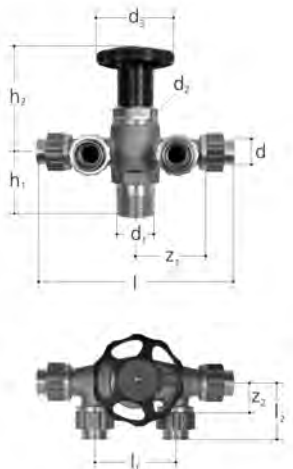
d	GN	JRG	GF	SP	Weight
(mm)	(inch)	Code	Code		(kg)
16	¾	5444.002	351 062 022	1	0.780

d	GN	d1 R	d2	d3	d4	h1	h2	h3	h4	l	l1	l2	l3	PN	z1
(mm)	(inch)	(inch)	(mm)	(mm)	(mm)	(mm)	(mm)	(mm)	(mm)	(mm)	(mm)	(mm)	(mm)	(bar)	(mm)
16	¾	¾	39	34	71	30	21	35 - 265	24	136	55	41	51	10	51

d	GN	z2	○
(mm)	(inch)	(mm)	(mm)
16	¾	24	18

5445

**JRG Sanipex LegioStop straight seat distribution valve 4-way gunmetal Vertical connection**



- Description: max. 16 LU
- Temperature: max. 90°C
- Material: gunmetal, brass, EPDM, plastic
- Top 5395
- Description: free of water pockets and maintenance free top, non rising handwheel with optical position indicator, valve seat and valve stem made of stainless steel

**JRG Sanipex LegioStop Geradsitz-Verteilventil 4-fach Rotguss Senkrechter Anschluss**

- Beschreibung: max. 16 LU
- Temperatur: max. 90°C
- Werkstoff: Rotguss, Messing, EPDM, Kunststoff
- Oberteil 5395
- Beschreibung: Totraum- und wartungsfreies Oberteil, nichtsteigendes Handrad mit optischer Stellungsanzeige, Ventilsitz und Ventilstange aus Chromnickelstahl

d	GN	JRG	GF	SP	Weight
(mm)	(inch)	Code	Code		(kg)
16	¾	5445.610	351 062 021	1	0.610

d	GN	d1 R	d2 G	d3	h1	h2	l	l1	l2	PN	z1	z2
(mm)	(inch)	(inch)	(inch)	(mm)	(mm)	(mm)	(mm)	(mm)	(mm)	(bar)	(mm)	(mm)
16	¾	¾	¾	53	43	73	136	55	41	16	51	24



5451



### Connecting piece gunmetal


- Description: to 5450
  - Material: gunmetal
  - Connection: male thread
- For iFIT, INSTAFLEX, JRG Sanipex, JRG Sanipex MT

### Zwischenstück Rotguss

- Beschreibung: zu 5450
  - Werkstoff: Rotguss
  - Anschluss: Aussengewinde
- Für iFIT, INSTAFLEX, JRG Sanipex, JRG Sanipex MT

DN (mm)	JRG Code	GF Code	SP	Weight (kg)	d1 G (inch)	l1 (mm)
15	5451.100	355 441 202	1	0.310	¾	110
20	5451.000	355 441 201	1	0.240	1	110

5455



### Socket union gunmetal

- Material: gunmetal
  - Connection: female thread
- For iFIT, INSTAFLEX, JRG Sanipex, JRG Sanipex MT

### Muffenverschraubung Rotguss

- Werkstoff: Rotguss
  - Anschluss: Innengewinde
- Für iFIT, INSTAFLEX, JRG Sanipex, JRG Sanipex MT

DN (mm)	JRG Code	GF Code	SP	Weight (kg)	d1 G (inch)	l1 (mm)	l2 (mm)	l3 (mm)
20	5455.000	355 421 201	1	0.150	1	64	47	9

5456



### Threaded nipple gunmetal

- Description: to 5456.320
  - Material: gunmetal
  - Connection: female thread
- For iFIT, INSTAFLEX, JRG Sanipex, JRG Sanipex MT  
\*as long as stock last

### Gewindenippel Rotguss

- Beschreibung: zu 5456.320
  - Werkstoff: Rotguss
  - Anschluss: Innengewinde
- Für iFIT, INSTAFLEX, JRG Sanipex, JRG Sanipex MT  
\*solange Vorrat

GN (inch)	JRG Code	GF Code	SP	Weight (kg)	d1 Rp (inch)	l1 (mm)
*	¾	5456.010	350 984 101	1	0.140	¾

# Watermeters Wasserzähler

5456



## Assembly wrench KOAX brass

- Description: to counter unit, blind flange KOAX
  - Material: brass, plastic
- Für iFIT, INSTAFLEX, JRG Sanipex, JRG Sanipex MT

## Montageschlüssel KOAX Messing

- Beschreibung: zu Messkapsel und Blinddeckel KOAX
  - Werkstoff: Messing, Kunststoff
- Für iFIT, INSTAFLEX, JRG Sanipex, JRG Sanipex MT

JRG Code	GF Code	Weight (kg)	h1 (mm)	d1 (mm)	d2 (mm)	⊘ (mm)
5456.009	351 511 299	0.567	200	89	13	36

5450



## Water meter brass For cold water

- Temperature: max. 30°C
  - Material: brass, plastic
- Für iFIT, INSTAFLEX, JRG Sanipex, JRG Sanipex MT

## Wasserzähler Messing Für Kaltwasser

- Temperatur: max. 30°C
  - Werkstoff: Messing, Kunststoff
- Für iFIT, INSTAFLEX, JRG Sanipex, JRG Sanipex MT

DN (mm)	JRG Code	GF Code	SP	Weight (kg)	d1 G (inch)	d2 (mm)	l1 (mm)	l2 (mm)	l3 (mm)	PN (bar)
15	5450.110	351 513 402	1	0.690	¾	74	110	55	17	16
20	5450.010	351 513 401	1	0.740	1	74	110	55	17	16

5450



## Water meter brass For warm water

- Temperature: max. 90°C
  - Material: brass, plastic
- Für iFIT, INSTAFLEX, JRG Sanipex, JRG Sanipex MT

## Wasserzähler Messing Für Warmwasser

- Temperatur: max. 90°C
  - Werkstoff: Messing, Kunststoff
- Für iFIT, INSTAFLEX, JRG Sanipex, JRG Sanipex MT

DN (mm)	JRG Code	GF Code	SP	Weight (kg)	d1 G (inch)	d2 (mm)	l1 (mm)	l2 (mm)	l3 (mm)	PN (bar)
15	5450.120	351 513 302	1	0.680	¾	74	110	55	17	16
20	5450.020	351 513 301	1	0.730	1	74	110	55	17	16

5452



### Water meter brass With pulse transmitter

- Temperature: max. 90°C
  - Material: brass, plastic
  - Puls value: 10 liter
  - Cable length: 1.5 m
- For iFIT, INSTAFLEX, JRG Sanipex, JRG Sanipex MT  
\*as long as stock last

### Wasserzähler Messing Mit Impulsgeber

- Temperatur: max. 90°C
  - Werkstoff: Messing, Kunststoff
  - Impulswertigkeit: 10 Liter
  - Kabellänge: 1.5 m
- Für iFIT, INSTAFLEX, JRG Sanipex, JRG Sanipex MT  
\*solange Vorrat

	DN (mm)	JRG Code	GF Code	SP	Weight (kg)	d1 G (inch)	d2 (mm)	l1 (mm)	l2 (mm)	l3 (mm)	PN (bar)
*	20	5452.000	355 579 501	1	0.770	1	74	110	70	17	16

5456



### Counter UPZ +m plastic

For iFIT, INSTAFLEX, JRG Sanipex, JRG Sanipex MT  
\*as long as stock last

### Messkapsel UPZ +m Kunststoff

Für iFIT, INSTAFLEX, JRG Sanipex, JRG Sanipex MT  
\*solange Vorrat

	DN (mm)	JRG Code	GF Code	SP	Weight (kg)	d2 (mm)	d3 (mm)	d4 (mm)	l2 (mm)	l3 (mm)	l4 (mm)	l5 (mm)
*	15	5456.001	351 511 301	1	0.440	85	140	90	62	13	76	38 - 78

5456



### Blind escutcheon plastic

For iFIT, INSTAFLEX, JRG Sanipex, JRG Sanipex MT

### Blindrosette Kunststoff

Für iFIT, INSTAFLEX, JRG Sanipex, JRG Sanipex MT

	JRG Code	GF Code	SP	Weight (kg)	d1 (mm)	d2 (mm)
	5456.004	351 511 316	1	0.116	125	78

5456



### Counter UPZ +m Koax plastic

- Temperature: max. 90°C
  - Material: plastic, EPDM
- Für iFIT, INSTAFLEX, JRG Sanipex, JRG Sanipex MT

### Messkapsel UPZ +m KOAX Zähler Kunststoff

- Temperatur: max. 90°C
  - Werkstoff: Kunststoff, EPDM
- Für iFIT, INSTAFLEX, JRG Sanipex, JRG Sanipex MT

DN (mm)	JRG Code	GF Code	SP	Weight (kg)	d2 (mm)	d3 (mm)	PN (bar)
20	5456.005	351 511 312	1	0.580	78	125	10



### Extension Koax brass

- Discription: to Single pipe connector Koax
  - Temperature: max. 90°C
  - Material: brass, EPDM
- Für iFIT, INSTAFLEX, JRG Sanipex, JRG Sanipex MT  
\*as long as stock last

### Verlängerung Koax Messing

- Beschreibung: zu Einrohranschlussgehäuse Koax
  - Temperatur: max. 90°C
  - Werkstoff: Messing, EPDM
- Für iFIT, INSTAFLEX, JRG Sanipex, JRG Sanipex MT  
\*solange Vorrat

DN (mm)	JRG Code	GF Code	SP	Weight (kg)
* 20	5456.007	351 511 317	1	0.530

DN (mm)	d1	d2	d3 (mm)	l1 (mm)	l2 (mm)	PN (bar)
* 20	Koax G2 AG	Koax G2 IG	69	55	40	10

5456



### Escutcheon, chromium-plated

Für iFIT, INSTAFLEX, JRG Sanipex, JRG Sanipex MT

### Rosette verchromt

Für iFIT, INSTAFLEX, JRG Sanipex, JRG Sanipex MT

JRG Code	GF Code	SP	Weight (kg)	d1 (mm)
5456.006	351 511 315	1	0.019	125

5456



**Watermeter base body brass**

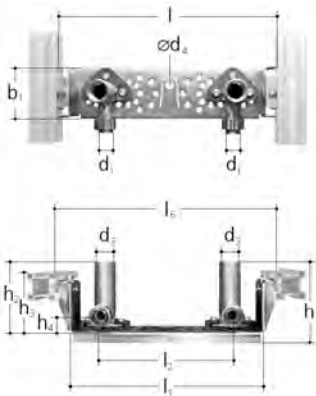
- Description: to UPZ +m Koax counter
  - Temperature: max. 90°C
  - Material: gunmetal, brass, EPDM
  - Connection: female thread
- For iFIT, INSTAFLEX, JRG Sanipex, JRG Sanipex MT

**Wassermessergehäuse Messing**

- Beschreibung: zu UPZ +m Koax Zähler
  - Temperatur: max. 90°C
  - Werkstoff: Rotguss, Messing, EPDM
  - Anschluss: Innengewinde
- Für iFIT, INSTAFLEX, JRG Sanipex, JRG Sanipex MT

GN (inch)	JRG Code	GF Code	SP	Weight (kg)	d1 Rp (inch)	d2 (mm)	l1 (mm)	l2 (mm)	l3 (mm)	PN (bar)
¾	5456.325	351 511 242	1	0.755	¾	100	110	88	18	10

5458



**JRG Sanipex Plate steel  
For GIS profile**

- Material: steel, galvanised, gunmetal, brass, rubber


**JRG Sanipex Armaturenplatte Stahl  
Für GIS Profil**

- Werkstoff: Stahl, verzinkt, Rotguss, Messing, Gummi

d (mm)	GN (inch)	JRG Code	GF Code	SP	Weight (kg)
16	½	5458.020	355 566 400	1	1.100
20	½	5458.022	355 566 410	1	1.190

d	GN	b1	d1	d3 Rp	d4	h1	h2	h3	h4	l1	l2	l6
(mm)	(inch)	(mm)	(mm)	(inch)	(mm)	(mm)	(mm)	(mm)	(mm)	(mm)	(mm)	(mm)
16	½	64	16	½	10	111	98	71	20	223	153	248
20	½	64	20	½	10	111	98	71	20	223	153	248

5458



**JRG Sanipex Plate steel  
For GIS profile washbasin-set**

- Material: steel, galvanised, gunmetal, brass, rubber

**JRG Sanipex Armaturenplatte Stahl  
Für GIS Profil Waschtisch-Set**

- Werkstoff: Stahl, verzinkt, Rotguss, Messing, Gummi

d	GN	JRG Code	GF Code	SP	Weight (kg)
(mm)	(inch)				
16	½	5458.025	355 566 464	1	1.365

d	GN	b1	d1	d2 Rp	d3	d4	h1	h2	h3	h4	h5	h6	z1
(mm)	(inch)	(mm)	(mm)	(inch)	(mm)	(mm)	(mm)	(mm)	(mm)	(mm)	(mm)	(mm)	(mm)
16	½	64	16	½	10	50 - 57	111	98	71	79	20	58	33

# Modules Formteile

5463



## JRG Sanipex T-piece gunmetal With female thread

- Material: gunmetal
- Connection: female thread, cone grip unions
- \*as long as stock last

## JRG Sanipex T-Stück Rotguss Mit Innengewinde

- Werkstoff: Rotguss
- Anschluss: Innengewinde, Bördelverschraubungen
- \*solange Vorrat

	d (mm)	Size (inch)	GN (inch)	JRG Code	GF Code	SP	Weight (kg)
	20	¾	¾	<b>5463.778</b>	<b>351 484 701</b>	1	0.300
	25	¾	¾	<b>5463.780</b>	<b>351 483 701</b>	1	0.530
*	32	¾	¾	<b>5463.786</b>	<b>351 484 101</b>	1	0.820

	d1 (mm)	d2 Rp (inch)	d3 (mm)	l1 (mm)	l2 (mm)	l3 (mm)	z1 (mm)	z2 (mm)	z3 (mm)
	20	¾	20	55	36	55	27	21	27
	25	¾	25	74	36	74	45	21	45
*	32	¾	32	87	36	87	50	21	50

5465



## JRG Sanipex T-piece gunmetal With male thread

- Material: gunmetal
- Connection: male thread, cone grip unions

## JRG Sanipex T-Stück Rotguss Mit Aussengewinde

- Werkstoff: Rotguss
- Anschluss: Aussengewinde, Bördelverschraubungen

	d (mm)	Size (inch)	GN (inch)	JRG Code	GF Code	SP	Weight (kg)
	16	¾	½	<b>5465.970</b>	<b>351 401 301</b>	1	0.145
	16	¾	¾	<b>5465.975</b>	<b>351 405 701</b>	1	0.180
	20	¾	¾	<b>5465.977</b>	<b>351 502 201</b>	1	0.280

	d1 R (inch)	d2 (mm)	d3 (mm)	l1 (mm)	l2 (mm)	l3 (mm)	z2 (mm)	z3 (mm)
	½	16	16	29	41	41	24	24
	¾	16	16	35	41	41	24	24
	¾	20	20	35	50	50	27	27

5468



### JRG Sanipex T-piece gunmetal With loose nut

- Material: gunmetal
- Connection: male thread, cone grip union, loose nut

### JRG Sanipex T-Stück Rotguss Mit loser Mutter

- Werkstoff: Rotguss
- Anschluss: Aussengewinde, Bördelverschraubung, lose Mutter

d (mm)	JRG Code	GF Code	SP	Weight (kg)	d1 (mm)	l1 (mm)	l2 (mm)	l3 (mm)	z3 (mm)
12	<b>5468.012</b>	<b>351 535 201</b>	1	0.110	M17x1.25	27	37	25	25
16	<b>5468.016</b>	<b>351 403 501</b>	1	0.150	M22x1.5	27	41	24	24

5470



### JRG Sanipex T-piece reduced gunmetal

- Material: gunmetal
- Connection: cone grip unions  
\*as long as stock last

### JRG Sanipex T-Stück reduziert Rotguss

- Werkstoff: Rotguss
- Anschluss: Bördelverschraubungen  
\*solange Vorrat

d-d-d (mm)	JRG Code	GF Code	SP	Weight (kg)
16 - 12 - 12	<b>5470.770</b>	<b>351 534 601</b>	1	0.135
16 - 12 - 16	<b>5470.772</b>	<b>351 534 201</b>	1	0.155
16 - 16 - 12	<b>5470.774</b>	<b>351 534 401</b>	1	0.160
* 20 - 12 - 12	<b>5470.780</b>	<b>351 535 001</b>	1	0.200
20 - 12 - 20	<b>5470.781</b>	<b>351 562 401</b>	1	0.260
20 - 16 - 12	<b>5470.782</b>	<b>351 534 001</b>	1	0.210
20 - 16 - 16	<b>5470.880</b>	<b>351 502 401</b>	1	0.230
20 - 16 - 20	<b>5470.881</b>	<b>351 502 501</b>	1	0.280
20 - 20 - 16	<b>5470.882</b>	<b>351 502 601</b>	1	0.275
16 - 20 - 16	<b>5470.883</b>	<b>351 502 701</b>	1	0.230

d-d-d (mm)	d1 (mm)	d2 (mm)	d3 (mm)	l1 (mm)	l2 (mm)	l3 (mm)	z1 (mm)	z2 (mm)	z3 (mm)
16 - 12 - 12	16	12	12	41	37	37	23	25	25
16 - 12 - 16	16	12	16	41	37	41	23	25	23
16 - 16 - 12	16	16	12	41	41	37	23	23	25
* 20 - 12 - 12	20	12	12	50	37	37	27	25	25
20 - 12 - 20	20	12	20	50	37	50	27	25	27
20 - 16 - 12	20	16	12	50	41	37	37	23	25
20 - 16 - 16	20	16	16	50	41	41	27	23	23
20 - 16 - 20	20	16	20	50	41	50	27	23	27
20 - 20 - 16	20	20	16	50	50	41	27	27	23
16 - 20 - 16	16	20	16	41	50	41	23	27	23

5471



**JRG Sanipex T-piece reduce gunmetal**

- Material: gunmetal
- Connection: cone grip unions

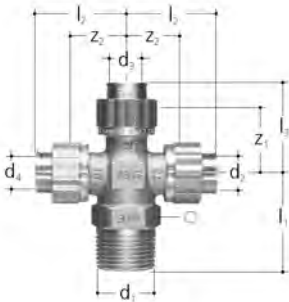
**JRG Sanipex T-Stück reduziert Rotguss**

- Werkstoff: Rotguss
- Anschluss: Bördelverschraubungen

d-d-d (mm)	D (mm)	JRG Code	GF Code	SP	Weight (kg)
25 - 16 - 25	25	5471.971	351 474 301	1	0.510
25 - 20 - 20	25	5471.973	351 502 901	1	0.450
25 - 20 - 25	25	5471.974	351 503 001	1	0.550

d-d-d (mm)	D (mm)	d1 (mm)	d2 (mm)	d3 (mm)	l1 (mm)	l2 (mm)	l3 (mm)	z1 (mm)	z2 (mm)	z3 (mm)
25 - 16 - 25	25	25	16	25	74	46	74	45	29	45
25 - 20 - 20	25	25	20	20	74	50	74	45	27	27
25 - 20 - 25	25	25	20	25	74	50	74	45	27	45

5479



**JRG Sanipex Cross t-piece gunmetal  
With male thread**

- Material: gunmetal
- Connection: male thread, cone grip unions


**JRG Sanipex Kreuz T-Stück Rotguss  
Mit Aussengewinde**

- Werkstoff: Rotguss
- Anschluss: Aussengewinde, Bördelverschraubungen

d (mm)	Size (inch)	d-d-d (mm)	GN (inch)	JRG Code	GF Code	SP	Weight (kg)
16	3/4	16 - 16 - 16	1/2	5479.908	351 407 701	1	0.220
16	3/4	16 - 16 - 16	3/4	5479.918	351 408 701	1	0.250

d (mm)	Size (inch)	d-d-d (mm)	GN (inch)	d1 R (inch)	d2 (mm)	d3 (mm)	d4 (mm)	l1 (mm)	l2 (mm)	l3 (mm)	z1 (mm)	z2 (mm)	z3 (mm)
16	3/4	16 - 16 - 16	1/2	1/2	16	16	16	35	41	41	24	24	21
16	3/4	16 - 16 - 16	3/4	3/4	16	16	16	41	41	40	24	24	27

5480



**JRG Sanipex Transition gunmetal  
With male thread**

- Material: gunmetal
- Connection: male thread, cone grip union


**JRG Sanipex Übergang Rotguss  
Mit Aussengewinde**

- Werkstoff: Rotguss
- Anschluss: Aussengewinde, Bördelverschraubung

d (mm)	GN (inch)	JRG Code	GF Code	SP	Weight (kg)	d1 R (inch)	l1 (mm)	z1 (mm)	z2 (mm)
12	1/2	5480.900	351 536 701	5	0.059	1/2	36	24	18
16	1/2	5480.908	351 406 301	5	0.077	1/2	45	28	18
20	1/2	5480.921	351 503 701	1	0.140	1/2	59	36	21


table continued on the next page





d	GN	JRG	GF	SP	Weight	d1 R	l1	z1	⊙
(mm)	(inch)	Code	Code		(kg)	(inch)	(mm)	(mm)	(mm)
16	3/4	5480.918	351 409 701	1	0.100	3/4	51	34	18
20	3/4	5480.922	351 503 801	1	0.150	3/4	61	38	21
25	3/4	5480.919	351 478 801	1	0.240	3/4	75	46	27
32	1	5480.930	351 479 001	1	0.400	1	87	50	32

5480



**JRG Sanipex Transition gunmetal**  
With male thread, nickel-plated


- Material: gunmetal
- Connection: male thread, cone grip union

**JRG Sanipex Übergang Rotguss**  
Mit Aussengewinde, vernickelt

- Werkstoff: Rotguss
- Anschluss: Aussengewinde, Bördelverschraubung

d	Size	GN	JRG	GF	SP	Weight	d1 R	l1	z1	⊙
(mm)	(inch)	(inch)	Code	Code		(kg)	(inch)	(mm)	(mm)	(mm)
12	1/2	3/8	5480.904	351 529 501	5	0.045	3/8	33	21	6
12	1/2	1/2	5480.906	351 529 701	5	0.060	1/2	36	24	18
16	1/2	1/2	5480.909	351 406 302	5	0.076	1/2	45	28	18
16	3/4	3/4	5480.920	351 409 702	5	0.100	3/4	51	34	18

5481




**JRG Sanipex Transition MF gunmetal**  
For GEBERIT MasterFix

- Description: Compatible to GEBERIT male thread MF 1/2"
- Material: gunmetal
- Connection: loose nut, cone grip union

**JRG Sanipex Übergang MF Rotguss**  
Für GEBERIT MasterFix

- Beschreibung: Passend zu GEBERIT Aussengewinde MF 1/2"
- Werkstoff: Rotguss
- Anschluss: Lose Mutter, Bördelverschraubung

d	GN	Size	JRG	GF	SP	Weight	d1	d2 Rp	l1	ST	z1	⊙
(mm)	(inch)	(inch)	Code	Code		(kg)	(mm)	(inch)	(mm)	(inch)	(mm)	(mm)
12	1/2	1/2	5481.112	351 566 002	5	0.090	12	1/2	61	1/2	44	18
16	1/2	1/2	5481.116	351 566 102	5	0.123	16	1/2	60	1/2	43	18
20	1/2	1/2	5481.120	351 566 202	5	0.187	20	1/2	66	1/2	49	21



**JRG Sanipex Transition Old - New gunmetal**


- Material: gunmetal
- Connection: female thread, cone grip union

**JRG Sanipex Übergang Alt - Neu Rotguss**

- Werkstoff: Rotguss
- Anschluss: Innengewinde, Bördelverschraubung

d	GF	SP	Weight	d1	l	z1
(mm)	Code		(kg)	(mm)	(mm)	(mm)
16	351 558 602	1	0.071	16	40	12

5484



### JRG Sanipex Transition gunmetal With female thread


- Material: gunmetal
- Connection: female thread, cone grip union

### JRG Sanipex Übergang Rotguss Mit Innengewinde

- Werkstoff: Rotguss
- Anschluss: Innengewinde, Bördelverschraubung

d	Size	GN	JRG	GF	SP	Weight	d1 Rp	l1	z1	⊘
(mm)	(inch)	(inch)	Code	Code		(kg)	(inch)	(mm)	(mm)	(mm)
12	½	½	5484.900	355 628 101	5	0.080	½	40	15	27
16	½	½	5484.908	351 406 901	5	0.090	½	43	13	27
20	½	½	5484.921	351 503 901	1	0.140	½	50	14	27
16	¾	¾	5484.918	351 405 901	1	0.120	¾	48	16	31
20	¾	¾	5484.922	351 504 001	1	0.150	¾	54	16	32
25	¾	¾	5484.919	351 479 201	1	0.240	¾	65	21	32
32	1	1	5484.930	351 479 401	1	0.420	1	75	21	41

5484



### JRG Sanipex Transition gunmetal With female thread, nickle plated

- Material: gunmetal
- Connection: female thread, cone grip union

### JRG Sanipex Übergang Rotguss Mit Innengewinde, vernickelt

- Werkstoff: Rotguss
- Anschluss: Innengewinde, Bördelverschraubung

d	Size	GN	JRG	GF	SP	Weight	d1 Rp	l1	z1	⊘
(mm)	(inch)	(inch)	Code	Code		(kg)	(inch)	(mm)	(mm)	(mm)
12	½	½	5484.906	355 620 701	5	0.078	½	40	15	27
16	½	½	5484.909	351 406 902	5	0.094	½	43	13	27
16	½	¾	5484.920	351 405 902	1	0.125	¾	48	16	32

5485



### JRG Sanipex Cone grip reduction gunmetal

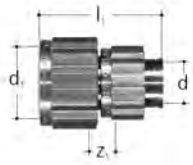
- Material: gunmetal
- Connection: female thread, cone grip union

### JRG Sanipex Reduzierung für Bördelverschraubung Rotguss

- Werkstoff: Rotguss
- Anschluss: Innengewinde, Bördelverschraubung

d1-d	d	Size	JRG	GF	SP	Weight	d1	l1	z1	⊘
(mm)	(mm)	(inch)	Code	Code		(kg)		(mm)	(mm)	(mm)
16 - 20	20	16	5485.100	351 504 101	1	0.118	M22x1.5	45	11	27

5486



### JRG Sanipex Reduction gunmetal

- Material: gunmetal
- Connection: loose nut, cone grip union

### JRG Sanipex Reduzierung Rotguss

- Werkstoff: Rotguss
- Anschluss: Lose Mutter, Bördelverschraubung

d (mm)	d1 (mm)	JRG Code	GF Code	SP	Weight (kg)	d1	l1 (mm)	z1 (mm)
12	16	5486.050	351 525 201	1	0.060	M22x1.5	36	17
16	20	5486.100	351 430 001	1	0.110	M27x1.5	41	17
16	25	5486.102	351 430 112	1	0.170	M34x2.0	56	20
20	25	5486.104	351 430 114	1	0.220	M34x2.0	63	24
16	32	5486.106	351 430 113	1	0.260	M42x2.0	60	19
20	32	5486.108	351 430 115	1	0.300	M42x2.0	68	20
25	32	5486.110	351 430 116	1	0.400	M42x2.0	77	25

5487



### JRG Sanipex Transition to copper pipes gunmetal With loose nut

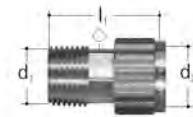
- Material: gunmetal
- Connection: Copper pipe - JRG Sanipex

### JRG Sanipex Übergang auf Kupferrohre Rotguss Mit loser Mutter

- Werkstoff: Rotguss
- Anschluss: Kupferrohr - JRG Sanipex

d (mm)	DN (mm)	JRG Code	GF Code	SP	Weight (kg)	d1 (mm)	d2	l1 (mm)	z1 (mm)	⊘
12	10	5487.005	351 536 901	1	0.070	Cu 10	M17x1.25	45	15	18
16	10	5487.000	351 406 501	1	0.080	Cu 10	M22x1.5	45.5	13	18

5488



### JRG Sanipex Transition male thread gunmetal With loose nut

- Material: gunmetal
- Connection: male thread, cone grip union

### JRG Sanipex Übergang mit Aussengewinde und loser Mutter Rotguss

- Werkstoff: Rotguss
- Anschluss: Aussengewinde, Bördelverschraubung

d (mm)	Size (inch)	GN (inch)	JRG Code	GF Code	SP	Weight (kg)	d1 R (inch)	d2	l1 (mm)	⊘
16	½	½	5488.908	351 429 201	5	0.065	½	M22x1.5	29	17

5490



### JRG Sanipex Calor Cone grip transition brass With push nipple, reduced nickle plated

- Description: Compatible to TKM
- Material: brass
- Connection: push-in adapter, cone grip unions

### JRG Sanipex Calor Bördelübergang Messing Mit Stecknippel, reduziert vernickelt

- Beschreibung: Passend zu TKM
- Werkstoff: Messing
- Anschluss: Steckverbindung, Brödelverschraubung

d (mm)	JRG Code	GF Code	SP	Weight (kg)	d1 (mm)	d1 (mm)	l1 (mm)
12	<b>5490.012</b>	<b>351 535 401</b>	1	0.061	16	M22x1.5	35

5490



### JRG Sanipex Calor Cone grip transition brass With push nipple, nickle plated

- Description: Compatible to TKM
- Material: brass
- Connection: push-in adapter, cone grip union

### JRG Sanipex Calor Bördelübergang Messing Mit Stecknippel, vernickelt

- Beschreibung: Passend zu TKM
- Werkstoff: Messing
- Anschluss: Steckverbindung, Brödelverschraubung

d (mm)	JRG Code	GF Code	SP	Weight (kg)	d1 (mm)	d2
16	<b>5490.016</b>	<b>351 439 301</b>	1	0.040	16	M22 x 1.5

5491



### JRG Sanipex Calor Deaerator transition brass

- Material: brass
  - Connection: female thread
- \*as long as stock last

### JRG Sanipex Calor Entlüfter Übergang Messing

- Werkstoff: Messing
  - Anschluss: Innengewinde
- \*solange Vorrat

	d (mm)	Size (inch)	GN (inch)	JRG Code	GF Code	SP	Weight (kg)	d1 (mm)	d2 Rp (inch)	l (mm)	⊘ (mm)
*	16	3/8	3/8	<b>5491.016</b>	<b>355 572 401</b>	5	0.040	M22x1.5	3/8	26	21

5494



### JRG Sanipex Transition brass With Eurocone

- Material: brass
- Connection: loose nut, cone grip union

### JRG Sanipex Übergang Messing Mit Eurokonus

- Werkstoff: Messing
- Anschluss: Lose Mutter, Bördelverschraubung

d	Size	GN	JRG	GF	SP	Weight	d1 G	z1
(mm)	(inch)	(inch)	Code	Code		(kg)	(inch)	(mm)
12	¾	¾	5494.012	351 525 501	1	0.090	¾	13
16	¾	¾	5494.016	351 449 001	1	0.110	¾	15

5494



### JRG Sanipex Transition brass With Eurocone nickel-plated

- Material: brass
- Connection: loose nut, cone grip union

### JRG Sanipex Übergang Messing Mit Eurokonus vernickelt

- Werkstoff: Messing
- Anschluss: Lose Mutter, Bördelverschraubung

d	GN	JRG	GF	SP	Weight	d1 G	z1
(mm)	(inch)	Code	Code		(kg)	(inch)	(mm)
12	¾	5494.112	351 525 511	1	0.085	¾	13
16	¾	5494.116	351 449 011	1	0.108	¾	15

5496



### JRG Sanipex Transition copper For radiator connection nickel-plated

- Material: copper, brass
- \*as long as stock last

### JRG Sanipex Übergang Kupfer Für Heizkörperanschluss vernickelt

- Werkstoff: Kupfer, Messing
- \*solange Vorrat

d	GN	JRG	GF	SP	Weight	d G	l	l1	l2	z	○	
(mm)	(inch)	Code	Code		(kg)	(inch)	(mm)	(mm)	(mm)	(mm)	(mm)	
*	12	½	5496.012	355 638 201	2	0.117	½	270	250	20	10	21
	15	½	5496.015	355 638 202	2	0.150	½	270	250	20	10	21

5536

### JRG Sanipex Wall plate t-piece gunmetal With flange



- Material: gunmetal
- Connection: female thread, cone grip unions

### JRG Sanipex Anschluss Winkel Rotguss Mit Flansch


- Werkstoff: Rotguss
- Anschluss: Innengewinde, Bördelverschraubungen

d (mm)	Size (inch)	GN (inch)	JRG Code	GF Code	SP	Weight (kg)
16	½	½	<b>5536.710</b>	<b>351 413 401</b>	1	0.220
20	½	½	<b>5536.712</b>	<b>351 505 101</b>	1	0.300

d1 (mm)	d2 (mm)	d3 Rp (inch)	d4 (mm)	l (mm)	l1 (mm)	l2 (mm)	l3 (mm)	l4 (mm)	l5 (mm)	l6 (mm)	l7 (mm)	z1 (mm)	z2 (mm)
16	16	½	5	102	51	51	29	17	17	44	42	34	34
20	16	½	5	112	61	51	40	25	17	44	42	38	34

5502

### JRG Sanipex Transition for press and soldering gunmetal



- Material: gunmetal
- Connection: male press- or soldering end, cone grip union

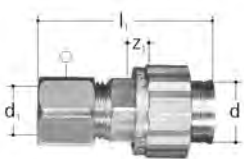
### JRG Sanipex Übergang zum pressen und löten Rotguss

- Werkstoff: Rotguss
- Anschluss: Aussenpress- oder Lötende, Bördelverschraubung

DN-d (mm)	Size (inch)	JRG Code	GF Code	SP	Weight (kg)	d (mm)	d1 (mm)	l1 (mm)	z1 (mm)	⊙ (mm)
15 - 12	15	<b>5502.690</b>	<b>351 581 512</b>	1	0.057	12	15	56	45	18
15 - 16	15	<b>5502.700</b>	<b>351 581 516</b>	1	0.072	16	15	59	44	18
18 - 16	18	<b>5502.705</b>	<b>351 581 816</b>	1	0.077	16	18	59	44	18
18 - 20	18	<b>5502.710</b>	<b>351 581 820</b>	1	0.130	20	18	66	45	21
22 - 20	22	<b>5502.715</b>	<b>351 582 220</b>	1	0.142	20	22	68	46	21

5507

### JRG Sanipex Transition to copper pipes gunmetal



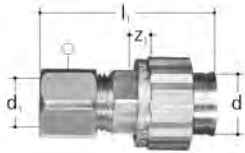
- Material: gunmetal
- Connection: Copper pipe - JRG Sanipex

### JRG Sanipex Übergang auf Kupferrohre Rotguss

- Werkstoff: Rotguss
- Anschluss: Kupferrohr - JRG Sanipex

d (mm)	DN (mm)	Size (inch)	JRG Code	GF Code	SP	Weight (kg)	d1 (mm)	l1 (mm)	z1 (mm)	⊙ (mm)
12	10	10	<b>5507.012</b>	<b>351 535 601</b>	1	0.080	Cu 10	49	11	19
16	10	10	<b>5507.000</b>	<b>351 402 901</b>	1	0.095	Cu 10	51	9	19

5507



### JRG Sanipex Transition to copper pipes gunmetal Chrome plated

- Material: gunmetal
- Connection: cone grip union

### JRG Sanipex Übergang auf Kupferrohre Rotguss Verchromt

- Werkstoff: Rotguss
- Anschluss: Bördelverschraubung

d	DN	Size	JRG	GF	SP	Weight	d1	l1	z1	⊘
(mm)	(mm)	(inch)	Code	Code		(kg)	(mm)	(mm)	(mm)	(mm)
12	10	10	5507.050	351 535 621	1	0.080	Cu 10	49	11	19
16	10	10	5507.100	351 402 921	1	0.090	Cu 10	51	9	19

5508



### JRG Sanipex Shut-off transition gunmetal

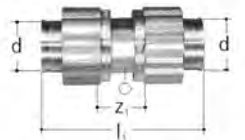
- Material: gunmetal
- Connection: Copper pipe - JRG Sanipex

### JRG Sanipex Übergang absperribar Rotguss

- Werkstoff: Rotguss
- Anschluss: Kupferrohr - JRG Sanipex

d	DN	Size	JRG	GF	SP	Weight	d1	l1	z1	⊘
(mm)	(mm)	(inch)	Code	Code		(kg)	(mm)	(mm)	(mm)	(mm)
16	10	10	5508.000	351 403 101	1	0.160	Cu 10	77	26	19

5510



### JRG Sanipex Coupler gunmetal

- Material: gunmetal
- Connection: cone grip unions

### JRG Sanipex Kupplung Rotguss

- Werkstoff: Rotguss
- Anschluss: Bördelverschraubungen

d	JRG	GF	SP	Weight	l1	z1	⊘
(mm)	Code	Code		(kg)	(mm)	(mm)	(mm)
12	5510.012	351 535 801	5	0.070	49	24	18
16	5510.016	351 407 101	5	0.107	56	22	18
20	5510.020	351 504 401	1	0.200	71	25	21
25	5510.025	351 480 301	1	0.375	101	43	27
32	5510.032	351 480 501	1	0.630	120	46	32

5520



### JRG Sanipex Bend 90° gunmetal

- Material: gunmetal
- Connection: cone grip unions

### JRG Sanipex Bogen 90° Rotguss

- Werkstoff: Rotguss
- Anschluss: Bördelverschraubungen

d (mm)	JRG Code	GF Code	SP	Weight (kg)	l1 (mm)	l2 (mm)	z1 (mm)	z2 (mm)	⊘
12	5520.012	351 536 301	1	0.080	37		25	25	18
16	5520.016	351 403 701	1	0.120	41		24	24	18
20	5520.020	351 504 501	1	0.220	50		27	27	21
25	5520.025	351 480 701	1	0.460	74	74	45	45	25
32	5520.032	351 480 901	1	0.750	87	87	50	50	32

5521



### JRG Sanipex Bend with female thread gunmetal

- Material: gunmetal
- Connection: female thread, cone grip union

### JRG Sanipex Bogen mit Innengewinde Rotguss

- Werkstoff: Rotguss
- Anschluss: Innengewinde, Bördelverschraubung

d (mm)	Size (inch)	GN (inch)	JRG Code	GF Code	SP	Weight (kg)	d1 Rp (inch)	l1 (mm)	l2 (mm)	z1 (mm)	z2 (mm)
12	½	½	5521.900	351 530 201	1	0.100	½	37	33	30	17
16	½	½	5521.908	351 499 201	1	0.125	½	44	33	24	17
20	½	½	5521.921	351 505 501	1	0.175	½	55	33	27	17
20	¾	¾	5521.922	351 558 201	1	0.200	¾	55	36	27	21
25	¾	¾	5521.919	351 481 501	1	0.310	¾	74	36	45	21

5522



### JRG Sanipex Bend with male thread gunmetal

- Material: gunmetal
- Connection: male thread, cone grip unions

### JRG Sanipex Bogen mit Aussengewinde Rotguss

- Werkstoff: Rotguss
- Anschluss: Aussengewinde, Bördelverschraubungen

d (mm)	Size (inch)	GN (inch)	JRG Code	GF Code	SP	Weight (kg)	d1 R (inch)	l1 (mm)	l2 (mm)	z1 (mm)
25	¾	¾	5522.919	351 516 501	1	0.250	¾	62	38	34



5523



### JRG Sanipex Bend with manifold connection gunmetal

- Description: to 4640, 5420 - 5424
- Material: gunmetal
- Connection: male thread, cone grip union

### JRG Sanipex Bogen mit Verteileranschluss Rotguss

- Beschreibung: zu 4640, 5420 - 5424
- Werkstoff: Rotguss
- Anschluss: Aussengewinde, Bördelverschraubung

d	Size	JRG Code	GF Code	SP	Weight	d2 G	l1	l2	z1	⊙
(mm)	(inch)				(kg)	(inch)	(mm)	(mm)	(mm)	(mm)
20	1	5523.020	351 504 601	1	0.170	1	63	24	35	
25	1	5523.025	351 481 101	1	0.280	1	74	30	45	22

5524



### JRG Sanipex Bend with male thread gunmetal

- Material: gunmetal
- Connection: male thread, cone grip union

### JRG Sanipex Bogen mit Aussengewinde Rotguss

- Werkstoff: Rotguss
- Anschluss: Aussengewinde, Bördelverschraubung

d	Size	GN	JRG Code	GF Code	SP	Weight	d1 R	l1	l2	z1	⊙
(mm)	(inch)	(inch)				(kg)	(inch)	(mm)	(mm)	(mm)	(mm)
12	1/2	1/2	5524.900	351 530 401	1	0.080	1/2	31	37	25	
16	1/2	1/2	5524.908	351 405 501	1	0.100	1/2	31	41	24	
20	1/2	1/2	5524.921	351 504 701	1	0.150	1/2	33	47	24	
16	3/4	3/4	5524.918	351 436 303	1	0.120	3/4	35	47	30	
20	3/4	3/4	5524.922	351 504 801	1	0.160	3/4	35	50	27	
25	3/4	3/4	5524.919	351 517 001	1	0.340	3/4	54	74	45	27
32	1	1	5524.930	351 516 601	1	0.540	1	60	87	50	32

5525



### JRG Sanipex Bend 90° with loose nut gunmetal

- Material: gunmetal
- Connection: male thread, loose nut

### JRG Sanipex Bogen 90° mit loser Mutter Rotguss

- Werkstoff: Rotguss
- Anschluss: Aussengewinde, lose Mutter

d	JRG Code	GF Code	SP	Weight	d1	l1	l2	z1
(mm)				(kg)		(mm)	(mm)	(mm)
12	5525.012	351 536 001	1	0.060	M17x1.25	28	30	25
16	5525.016	351 401 501	1	0.090	M22x1.5	28	30	24
20	5525.020	351 518 201	1	0.150	M27x1.5	33	35	27

5526



### JRG Sanipex Transition bend 90° with loose nut gunmetal

- Material: gunmetal
- Connection: female thread, cone grip unions

### JRG Sanipex MT Übergangsbogen 90° Rotguss Mit loser Mutter

- Werkstoff: Rotguss
- Anschluss: Innengewinde, Bördelverschraubungen

d	Size	GN	JRG	GF	SP	Weight	d1	d2	G	l1	l2	z1	z2
(mm)	(inch)	(inch)	Code	Code		(kg)	(mm)	(mm)	(inch)	(mm)	(mm)	(mm)	(mm)
16	½	½	5526.016	351 563 022	5	0.115	16	½		44	32	27	22

5527



### JRG Sanipex Bend 45° with loose nut gunmetal

- Material: gunmetal
- Connection: male thread, loose nut

### JRG Sanipex Bogen 45° mit loser Mutter Rotguss

- Werkstoff: Rotguss
- Anschluss: Aussengewinde, lose Mutter

d	JRG	GF	SP	Weight	d1	z1	z2
(mm)	Code	Code		(kg)	(mm)	(mm)	
16	5527.016	351 416 801	1	0.080	M22x1.5	20	18

5528



### JRG Sanipex Transition bend MF gunmetal For GEBERIT MasterFix

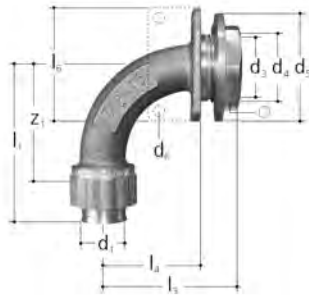
- Description: Compatible to GEBERIT male thread MF 1/2"
- Material: gunmetal
- Connection: loose nut, cone grip unions

### JRG Sanipex MT Übergangsbogen MF Rotguss Für GEBERIT MasterFix

- Beschreibung: Passend zu GEBERIT Aussengewinde MF 1/2"
- Werkstoff: Rotguss
- Anschluss: Lose Mutter, Bördelverschraubungen

d	GN	Size	JRG	GF	SP	Weight	d1	d2	Rp	l1	l2	ST	z1
(mm)	(inch)	(inch)	Code	Code		(kg)	(mm)	(mm)	(inch)	(mm)	(mm)	(inch)	(mm)
12	½	½	5528.112	351 563 102	5	0.110	12	½		32	37	½	20
16	½	½	5528.116	351 563 002	5	0.130	16	½		44	37	½	27

5528



### JRG Sanipex Bend for concealed cistern gunmetal Connection external

- Material: gunmetal
- Connection: fixing nut, cone grip union
- \*as long as stock last


### JRG Sanipex Bogen für Unterputz Spülkasten Rotguss Anschluss ausserhalb

- Werkstoff: Rotguss
- Anschluss: Mutter, Bördelverschraubung
- \*solange Vorrat

	d	Size	Thread	JRG	GF	SP	Weight
	(mm)	(inch)		Code	Code		(kg)
*	12	½	Rp	5528.700	351 556 501	1	0.210
	16	½	Rp	5528.710	351 551 201	1	0.238

	d	d1	d3 Rp	d4 G	d5	d6	l1	l3	l4	l6	z1	⊘
	(mm)	(mm)	(inch)	(inch)	(mm)	(mm)	(mm)	(mm)	(mm)	(mm)	(mm)	(mm)
*	12	12	½	¾	42	5	58	53	38	40 - 40	45	32
	16	16	½	¾	42	5	64	53	38	40 - 40	44	32

5529



### JRG Sanipex Transition t-piece MF gunmetal For GEBERIT MasterFix

- Description: Compatible to GEBERIT male thread MF 1/2"
- Material: gunmetal
- Connection: loose nut, cone grip unions


### JRG Sanipex Übergangs T-Stück MF Rotguss Für GEBERIT MasterFix

- Beschreibung: Passend zu GEBERIT Aussengewinde MF 1/2"
- Werkstoff: Rotguss
- Anschluss: Lose Mutter, Bördelverschraubungen

	d	GN	Size	JRG	GF	SP	Weight
	(mm)	(inch)	(inch)	Code	Code		(kg)
	12	½	½	5529.112	351 562 802	5	0.140
	16	½	½	5529.116	351 562 702	5	0.020

	d1	d2 Rp	d3	l	l1	l2	l3	ST	z1	z2
	(mm)	(inch)	(mm)	(mm)	(mm)	(mm)	(mm)	(inch)	(mm)	(mm)
	12	½	12	64	32	32	37	½	20	20
	16	½	16	88	44	44	37	½	27	27

5529



### JRG Sanipex T-piece for concealed cisterns gunmetal Connection external

- Material: gunmetal
- Connection: fixing nut, cone grip union
- \*as long as stock last

### JRG Sanipex T-Stück für UP Spülkasten Rotguss Anschluss ausserhalb

- Werkstoff: Rotguss
- Anschluss: Mutter, Bördelverschraubung
- \*solange Vorrat

	d-d (mm)	d (mm)	Size (inch)	GN (inch)	JRG Code	GF Code	SP	Weight (kg)
*	16 - 12	12	½	½	<b>5529.700</b>	<b>351 556 801</b>	1	0.180
	16 - 16	16	½	½	<b>5529.710</b>	<b>351 551 401</b>	1	0.350

	d1 (mm)	d2 (inch)	Rp (mm)	d3 (inch)	d4 (mm)	G (inch)	d5 (mm)	l (mm)	l1 (mm)	l2 (mm)	l3 (mm)	l4 (mm)	l6 (mm)	z1 (mm)	z2 (mm)	⊙ (mm)
*	12	½	16	¾	42	122	64	57	53	38	40 - 40	44	45	32		
	16	½	16	¾	42	128	64	64	53	38	40 - 40	44	44	32		

5530



### JRG Sanipex Elbow for concealed cistern gunmetal Connection internal

- Material: gunmetal
- Connection: fixing nut, cone grip union
- \*as long as stock last


### JRG Sanipex Winkel für Unterputz Spülkasten Rotguss Anschluss innerhalb

- Werkstoff: Rotguss
- Anschluss: Mutter, Bördelverschraubung
- \*solange Vorrat

	d (mm)	Size (inch)	GN (inch)	JRG Code	GF Code	SP	Weight (kg)
	12	½	½	<b>5530.700</b>	<b>351 530 901</b>	1	0.205
*	16	½	½	<b>5530.710</b>	<b>351 515 701</b>	1	0.230

	d (mm)	d1 (mm)	d3 (inch)	Rp (inch)	d4 (mm)	G (inch)	d5 (mm)	l1 (mm)	l3 (mm)	l4 (mm)	z1 (mm)	⊙ (mm)
	12	12	½	¾	42	48	44	18	35	32		
*	16	16	½	¾	42	54	44	18	34	32		

5531



**JRG Sanipex T-piece for concealed cisterns gunmetal**  
**Connection internal**

- Material: gunmetal
- Connection: fixing nut, cone grip union
- \*as long as stock last

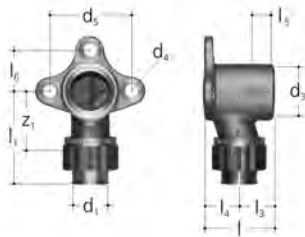
**JRG Sanipex T-Stück für UP Spülkasten Rotguss**  
**Anschluss innerhalb**

- Werkstoff: Rotguss
- Anschluss: Mutter, Bördelverschraubung
- \*solange Vorrat

	d	Size	GN	JRG	GF	SP	Weight
	(mm)	(inch)	(inch)	Code	Code		(kg)
	12	½	½	5531.690	351 531 801	1	0.262
*	16	½	½	5531.710	351 515 401	1	0.282

	d1	d2	d3 Rp	d4 G	d5	l	l1	l2	l3	l4	z1	z2	⊘
	(mm)	(mm)	(inch)	(inch)	(mm)	(mm)	(mm)	(mm)	(mm)	(mm)	(mm)	(mm)	(mm)
	12	12	½	¾	42	96	48	48	44	18	35	35	32
*	16	16	½	¾	42	108	54	54	44	18	34	34	32

5533



**JRG Sanipex Fitting connector elbow single gunmetal**

- Material: gunmetal
- Connection: female thread, cone grip union

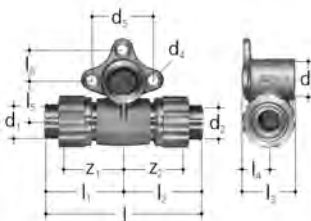
**JRG Sanipex Armaturenanschlusswinkel einfach Rotguss**

- Werkstoff: Rotguss
- Anschluss: Innengewinde, Bördelverschraubung

	d	Size	GN	JRG	GF	SP	Weight
	(mm)	(inch)	(inch)	Code	Code		(kg)
	12	½	½	5533.012	351 531 201	1	0.140
	16	½	½	5533.016	351 508 801	1	0.159
	20	½	½	5533.020	351 509 001	1	0.190

	d	d1	d3 Rp	d4	d5	l	l1	l3	l4	l5	l6	z1
	(mm)	(mm)	(inch)	(mm)	(mm)	(mm)	(mm)	(mm)	(mm)	(mm)	(mm)	(mm)
	12	12	½	6	40	35	45	18	17	15	20	31
	16	16	½	6	40	35	47	18	17	15	20	29
	20	20	½	6	40	35	49	18	17	15	20	27

5534



**JRG Sanipex Fitting connector t-piece gunmetal**

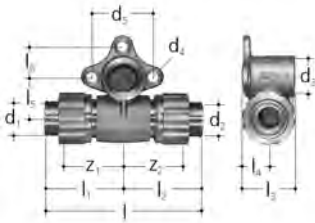
- Material: gunmetal
- Connection: female thread, cone grip unions

**JRG Sanipex Armaturenanschluss T-Stück Rotguss**

- Werkstoff: Rotguss
- Anschluss: Innengewinde, Bördelverschraubungen

	d	Size	GN	JRG	GF	SP	Weight
	(mm)	(inch)	(inch)	Code	Code		(kg)
	16	½	½	5534.016	351 506 201	1	0.252
	20	½	½	5534.020	351 507 501	1	0.300

table continued on the next page



d1	d2	d3	Rp	d4	d5	l	l1	l2	l3	l4	l5	l6	z1	z2
(mm)	(mm)	(inch)	(mm)	(mm)	(mm)	(mm)	(mm)	(mm)	(mm)	(mm)	(mm)	(mm)	(mm)	(mm)
16	16	½	6	40	88	44	44	34	17	26	20	24	24	24
20	20	½	6	40	110	55	55	34	17	26	20	27	27	27


5535

**JRG Sanipex Wall plate elbow gunmetal  
With flange**

- Material: gunmetal
- Connection: female thread, cone grip union

**JRG Sanipex Anschluss Winkel Rotguss  
Mit Flansch**

- Werkstoff: Rotguss
- Anschluss: Innengewinde, Bördelverschraubung



d	Size	GN	JRG	GF	SP	Weight
(mm)	(inch)	(inch)	Code	Code		(kg)
16	½	½	<b>5535.710</b>	<b>351 403 301</b>	5	0.155
20	½	½	<b>5535.712</b>	<b>351 504 901</b>	1	0.250
20	¾	¾	<b>5535.714</b>	<b>351 505 001</b>	1	0.230
25	¾	¾	<b>5535.715</b>	<b>351 481 701</b>	1	0.350

d	d1	d3	Rp	d4	l1	l3	l4	l6	l7	z1
(mm)	(mm)	(inch)	(mm)	(mm)	(mm)	(mm)	(mm)	(mm)	(mm)	(mm)
16	16	½	5	51	29	17	44	42	34	34
20	20	½	5	61	40	25	44	42	38	38
20	20	¾	5	59	40	25	44	42	36	36
25	25	¾	5	74	49	25	44	42	27	27


5535

**JRG Sanipex Wall plate elbow gunmetal  
With flange nickel-plated**

- Material: gunmetal
- Connection: female thread, cone grip union

**JRG Sanipex Anschluss Winkel Rotguss  
Mit Flansch, vernickelt**

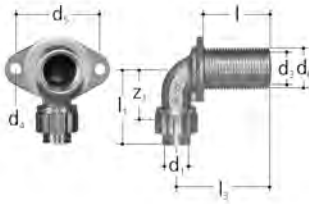
- Werkstoff: Rotguss
- Anschluss: Innengewinde, Bördelverschraubung



d	Size	GN	JRG	GF	SP	Weight
(mm)	(inch)	(inch)	Code	Code		(kg)
16	½	½	<b>5535.711</b>	<b>351 403 311</b>	1	0.150
20	½	½	<b>5535.713</b>	<b>351 504 911</b>	1	0.240
20	¾	¾	<b>5535.716</b>	<b>351 505 011</b>	1	0.225

d	d1	d3	Rp	d4	l1	l3	l4	l6	l7	z1
(mm)	(mm)	(inch)	(mm)	(mm)	(mm)	(mm)	(mm)	(mm)	(mm)	(mm)
16	16	½	5	51	29	17	44	42	34	34
20	20	½	5	61	40	25	44	42	38	38
20	20	¾	5	59	40	25	44	42	36	36

5537



**JRG Sanipex Wall penetration single gunmetal**

- Material: gunmetal
- Connection: female thread, cone grip union

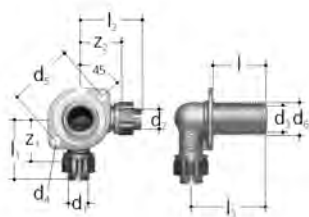
**JRG Sanipex Wanddurchführung einfach Rotguss**

- Werkstoff: Rotguss
- Anschluss: Innengewinde, Bördelverschraubung

d (mm)	GN (inch)	JRG Code	GF Code	SP	Weight (kg)
16	½	5537.025	355 569 501	1	0.169
16	½	5537.040	355 569 601	1	0.200
16	½	5537.055	355 569 701	1	0.200
16	½	5537.065	351 484 901	1	0.245

d (mm)	GN (inch)	d1 (mm)	d3 Rp (inch)	d4 (mm)	d5 (mm)	d6 G (inch)	l (mm)	l1 (mm)	l3 (mm)	z1 (mm)
16	½	16	½	7	50	¾	25	48	42	31
16	½	16	½	7	50	¾	40	48	57	31
16	½	16	½	7	50	¾	55	48	72	31
16	½	16	½	7	50	¾	65	48	82	31

5538



**JRG Sanipex Wall penetration double gunmetal**

- Material: gunmetal
- Connection: female thread, cone grip unions

**JRG Sanipex Wanddurchführung doppelt Rotguss**

- Werkstoff: Rotguss
- Anschluss: Innengewinde, Bördelverschraubungen

D (mm)	GN (inch)	JRG Code	GF Code	SP	Weight (kg)
16	½	5538.025	351 465 001	1	0.260
16	½	5538.040	351 465 101	1	0.300

D (mm)	d1 (mm)	d2 (mm)	d3 Rp (inch)	d4 (mm)	d5 (mm)	d6 G (inch)	l (mm)	l1 (mm)	l2 (mm)	l3 (mm)	z1 (mm)	z2 (mm)
16	16	16	½	7	50	¾	25	51	51	42	34	34
16	16	16	½	7	50	¾	40	51	51	57	34	34

5539



**Fixation set brass For wall penetration**

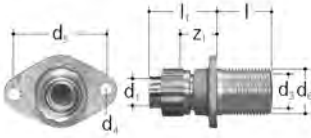
- Material: rubber, brass
- For iFIT, INSTAFLEX, JRG Sanipex, JRG Sanipex MT

**Befestigungsset Messing Für Wanddurchführung**

- Werkstoff: Gummi, Messing
- Für iFIT, INSTAFLEX, JRG Sanipex, JRG Sanipex MT

GN (inch)	JRG Code	GF Code	SP	Weight (kg)	d1 G (inch)	⊘ (mm)
¾	5539.003	355 569 401	1	0.070	¾	32

5542



**JRG Sanipex Wall penetration straight gunmetal**

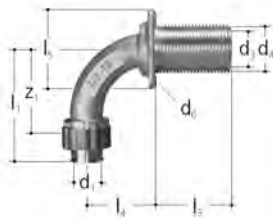
- Material: gunmetal
- Connection: female thread, cone grip union

**JRG Sanipex Wanddurchführung gerade Rotguss**

- Werkstoff: Rotguss
- Anschluss: Innengewinde, Bördelverschraubung

d	GN	JRG	GF	SP	Weight	d1	d3 Rp	d4	d5	d6 G	l1	z1
(mm)	(inch)	Code	Code		(kg)	(mm)	(inch)	(mm)	(mm)	(inch)	(mm)	(mm)
16	½	5542.030	351 467 501	1	0.180	16	½	7	50	¾	39	22

5543



**JRG Sanipex Wall penetration single gunmetal**

- Material: gunmetal
- Connection: male thread, cone grip union

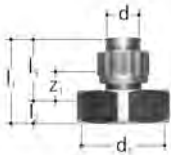
**Wanddurchführung, einfach**

- Werkstoff: Rotguss
- Anschluss: Aussengewinde, Bördelverschraubung

d	GN	JRG	GF	SP	Weight
(mm)	(inch)	Code	Code		(kg)
16	½	5543.140	351 561 201	1	0.230

d	GN	d1	d3	d4 G	d6	l	l1	l3	l4	l5	z1
(mm)	(inch)	(mm)	(inch)	(inch)	(mm)	(mm)	(mm)	(mm)	(mm)	(mm)	(mm)
16	½	16	½	¾	7	40	64	40	38	40 - 40	44

5550



**JRG Sanipex Transition union gunmetal**

- Material: gunmetal
- Connection: female thread, cone grip union

**JRG Sanipex Übergangverschraubung Rotguss**

- Werkstoff: Rotguss
- Anschluss: Innengewinde, Bördelverschraubung

d	GN	JRG	GF	SP	Weight	d1 G	l1	l2	l3	z1
(mm)	(inch)	Code	Code		(kg)	(inch)	(mm)	(mm)	(mm)	(mm)
16	¾	5550.907	351 520 501	1	0.100	¾	44	8	36	16
20	¾	5550.908	351 520 601	1	0.140	¾	48	8	40	18
16	1	5550.918	351 402 301	1	0.095	1	45	9	36	16
20	1	5550.922	351 505 201	1	0.145	1	47	9	38	16
25	1	5550.919	351 482 401	1	0.220	1	61	9	52	23



5551



### JRG Sanipex Transition with loose union gunmetal

- Material: gunmetal
- Connection: loose nut, cone grip union

### JRG Sanipex Übergangverschraubung mit loser Mutter Rotguss

- Werkstoff: Rotguss
- Anschluss: Lose Mutter, Bördelverschraubung

d	GN	JRG	GF	SP	Weight	d1 G	l1	z1	⊙
(mm)	(inch)	Code	Code		(kg)	(inch)	(mm)	(mm)	(mm)
16	½	5551.908	351 409 301	1	0.090	½	45	28	15

5556



### JRG Sanipex Transition gunmetal For manifold union

- Material: gunmetal
- Connection: male thread, cone grip union
- \*as long as stock last

### JRG Sanipex Übergang Rotguss Für Verteilerverschraubung

- Werkstoff: Rotguss
- Anschluss: Aussengewinde, Bördelverschraubung
- \*solange Vorrat

d	JRG	GF	SP	Weight	d2 G	l	z1	⊙	
(mm)	Code	Code		(kg)	(inch)	(mm)	(mm)	(mm)	
*	20	5556.020	351 505 401	1	0.180	1	63	35	30
*	25	5556.025	351 483 201	1	0.260	1	67	38	27

5563



### Thread transition gunmetal With loose union

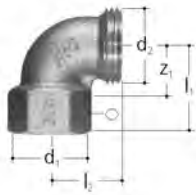
- Material: gunmetal
- Connection: female thread, loose nut
- For iFIT, INSTAFLEX, JRG Sanipex, JRG Sanipex MT

### Gewindeübergang Rotguss Mit loser Mutter

- Werkstoff: Rotguss
- Anschluss: Innengewinde, lose Mutter
- Für iFIT, INSTAFLEX, JRG Sanipex, JRG Sanipex MT

GN	JRG	GF	SP	Weight	d1 Rp	d2 G	l	z1	⊙
(inch)	Code	Code		(kg)	(inch)	(inch)	(mm)	(mm)	(mm)
¾	5563.320	355 567 301	1	0.170	¾	1	52	29	32

5564



### Transition bend gunmetal For manifold connection with female thread

- Material: gunmetal
  - Connection: female thread, male thread
- For iFIT, INSTAFLEX, JRG Sanipex, JRG Sanipex MT

### Übergangsbogen Rotguss Für Verteilerverschraubung mit Innengewinde

- Werkstoff: Rotguss
  - Anschluss: Innengewinde, Aussengewinde
- Für iFIT, INSTAFLEX, JRG Sanipex, JRG Sanipex MT

Size (inch)	GN (inch)	JRG Code	GF Code	SP	Weight (kg)	d1 Rp (inch)	d2 G (inch)	l1 (mm)	l2 (mm)	z1 (mm)	⊘ (mm)
¾	¾	5564.320	351 509 601	1	0.140	¾	1	37	30	22	32

5565



### Transition gunmetal For manifold union with female thread

- Material: gunmetal
  - Connection: female thread, male thread
- For iFIT, INSTAFLEX, JRG Sanipex, JRG Sanipex MT

### JRG Sanipex Übergang Rotguss Für Verteilerverschraubung mit Innengewinde

- Werkstoff: Rotguss
  - Anschluss: Innengewinde, Aussengewinde
- Für iFIT, INSTAFLEX, JRG Sanipex, JRG Sanipex MT

GN (inch)	JRG Code	GF Code	Weight (kg)	d1 Rp (inch)	d2 G (inch)	l (mm)	⊘ (mm)
¾	5565.320	355 441 701	0.110	¾	1	32	32
1	5565.400	355 557 901	0.140	1	1	34	41

5566



### Transition gunmetal For manifold union with male thread

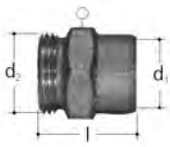
- Material: gunmetal
  - Connection: male thread
- For iFIT, INSTAFLEX, JRG Sanipex, JRG Sanipex MT

### Übergang Rotguss Für Verteilerverschraubung mit Aussengewinde

- Werkstoff: Rotguss
  - Anschluss: Aussengewinde
- Für iFIT, INSTAFLEX, JRG Sanipex, JRG Sanipex MT

GN (inch)	JRG Code	GF Code	SP	Weight (kg)	d1 R (inch)	d2 G (inch)	l (mm)	⊘ (mm)
¾	5566.320	351 441 401	1	0.110	¾	1	42	27
1	5566.400	351 441 501	1	0.130	1	1	46	32

5568



### Adapter gunmetal For distributor

- Material: gunmetal
  - Connection: male thread, soldering end
- Für iFIT, INSTAFLEX, JRG Sanipex, JRG Sanipex MT

### Übergang Rotguss Auf Verteiler

- Werkstoff: Rotguss
  - Anschluss: Aussengewinde, Lötende
- Für iFIT, INSTAFLEX, JRG Sanipex, JRG Sanipex MT

d (mm)	JRG Code	GF Code	SP	Weight (kg)	d1 (mm)	d2 G (inch)	l (mm)	⊘ (mm)
22	<b>5568.022</b>	<b>355 441 801</b>	1	0.100	22	1	34	27

5572



### JRG Sanipex Fix point socket gunmetal

- Material: gunmetal
- Connection: female thread, male thread

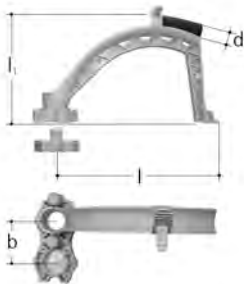
### JRG Sanipex Fixpunkt Muffe Rotguss

- Werkstoff: Rotguss
- Anschluss: Innengewinde, Aussengewinde

d (mm)	JRG Code	GF Code	SP	Weight (kg)	d1	l (mm)	z1 (mm)
16	<b>5572.016</b>	<b>351 411 301</b>	1	0.095	M27x1.5	48	35
20	<b>5572.020</b>	<b>351 493 801</b>	1	0.160	M27x1.5	60	44

## Assembling aid Montagehilfen

5735



### Shuttering guide plastic

- Material: plastic
  - Accessories: coupling 5735.001/.002/.003, suspension device 5738.000
- Für iFIT, INSTAFLEX, JRG Sanipex, JRG Sanipex MT

### Schalungsdurchführung Kunststoff

- Werkstoff: Kunststoff
  - Accessoires: Kupplung 5735.001/.002/.003, Verteileraufhängung 5738.000
- Für iFIT, INSTAFLEX, JRG Sanipex, JRG Sanipex MT

d-d-d (mm)	JRG Code	GF Code	SP	Weight (kg)	b (mm)	l (mm)	l1 (mm)
12 - 16 - 20	<b>5735.016</b>	<b>355 552 301</b>	10	0.087	55	210	145

5735



### Coupling plastic

- Description: to 5735.016
  - Material: plastic
- For iFIT, INSTAFLEX, JRG Sanipex, JRG Sanipex MT

### Kupplung Kunststoff

- Beschreibung: zu 5735.016
  - Werkstoff: Kunststoff
- Für iFIT, INSTAFLEX, JRG Sanipex, JRG Sanipex MT

d (mm)	JRG Code	GF Code	SP	Weight (kg)	d1 (mm)	l (mm)
12	<b>5735.003</b>	<b>355 623 201</b>	20	0.005	18	22
16	<b>5735.001</b>	<b>355 552 401</b>	20	0.005	25	22
20	<b>5735.002</b>	<b>355 588 101</b>	50	0.012	29	22

5736



### Pipe support plastic

- Material: plastic
  - Accessories: feet 5736.001, extension 5736.002
- For iFIT, INSTAFLEX, JRG Sanipex, JRG Sanipex MT

### Rohrstütze Kunststoff

- Werkstoff: Kunststoff
  - Accessoires: Fuss 5736.001, Verlängerung 5736.070
- Für iFIT, INSTAFLEX, JRG Sanipex, JRG Sanipex MT

d-d (mm)	JRG Code	GF Code	SP	Weight (kg)	l (mm)	l1 (mm)
12 - 16	<b>5736.016</b>	<b>355 577 301</b>	10	0.082	166	215

5736



### Pipe support plastic


- Material: plastic
- For iFIT, INSTAFLEX, JRG Sanipex, JRG Sanipex MT

### Rohrstütze Kunststoff

- Werkstoff: Kunststoff
- Für iFIT, INSTAFLEX, JRG Sanipex, JRG Sanipex MT

d (mm)	JRG Code	GF Code	SP	Weight (kg)	l (mm)	l1 (mm)
20	<b>5736.020</b>	<b>355 565 701</b>	5	0.200	354	354

5736



### Feet for pipe support plastic

- Description: for 5736.016
  - Material: plastic
- For iFIT, INSTAFLEX, JRG Sanipex, JRG Sanipex MT

### Füße zu Rohrstütze Kunststoff

- Beschreibung: für 5736.016
  - Werkstoff: Kunststoff
- Für iFIT, INSTAFLEX, JRG Sanipex, JRG Sanipex MT

d (mm)	JRG Code	GF Code	SP	Weight (kg)	l1 (mm)
27	<b>5736.001</b>	<b>355 580 101</b>	5	0.036	45

5736



### Extension PVC-U For pipe support


- Description: to 5736.016
  - Material: PVC-U
- For iFIT, INSTAFLEX, JRG Sanipex, JRG Sanipex MT

### Verlängerung PVC-U Für Rohrstütze

- Beschreibung: zu 7536.016
  - Werkstoff: PVC-U
- Für iFIT, INSTAFLEX, JRG Sanipex, JRG Sanipex MT

d (mm)	JRG Code	GF Code	SP	Weight (kg)	l (mm)
30	<b>5736.002</b>	<b>355 557 701</b>	5	0.250	1000

5736



### Spacer plastic For pipe support

- Description: to 5736.016/.020
  - Material: plastic
- For iFIT, INSTAFLEX, JRG Sanipex, JRG Sanipex MT

### Distanzstück Kunststoff Für Rohrstütze

- Beschreibung: zu 5736.016/.020
  - Werkstoff: Kunststoff
- Für iFIT, INSTAFLEX, JRG Sanipex, JRG Sanipex MT

b (mm)	JRG Code	GF Code	SP	Weight (kg)
55	<b>5736.003</b>	<b>355 565 201</b>	10	0.040

5736



### Pipe guide bend-set plastic

- Material: plastic
- For iFIT, INSTAFLEX, JRG Sanipex, JRG Sanipex MT  
\*as long as stock last

### Rohrführungsbogen-Set Kunststoff

- Werkstoff: Kunststoff
- Für iFIT, INSTAFLEX, JRG Sanipex, JRG Sanipex MT  
\*solange Vorrat

d (mm)	JRG Code	GF Code	SP	Weight (kg)	b (mm)	l (mm)	l1 (mm)
*	<b>5736.051</b>	<b>355 591 001</b>	10	0.035	122	200	100

5737



### Shuttering box single plastic

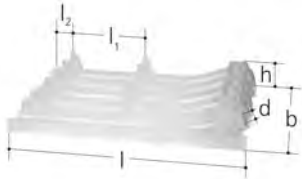
- Description: 1 outlet
  - Material: plastic
- For iFIT, INSTAFLEX, JRG Sanipex, JRG Sanipex MT

#### Schalungskasten einfach Kunststoff

- Beschreibung: 1 Abgang
  - Werkstoff: Kunststoff
- Für iFIT, INSTAFLEX, JRG Sanipex, JRG Sanipex MT

d (mm)	JRG Code	GF Code	SP	Weight (kg)	l (mm)	l1 (mm)	l2 (mm)	b (mm)	h (mm)
12 x 16 x 20	<b>5737.030</b>	<b>355 562 210</b>	1	0.203	453	150	72	66	92

5737



### Shuttering box multiple plastic

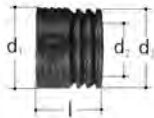
- Description: for 9 outlets
  - Material: plastic
- For iFIT, INSTAFLEX, JRG Sanipex, JRG Sanipex MT

#### Schalungskasten mehrfach Kunststoff

- Beschreibung: für 9 Abgänge
  - Werkstoff: Kunststoff
- Für iFIT, INSTAFLEX, JRG Sanipex, JRG Sanipex MT

d (mm)	JRG Code	GF Code	SP	Weight (kg)	l (mm)	l1 (mm)	l2 (mm)	b (mm)	h (mm)
12 x 16 x 20	<b>5737.040</b>	<b>355 552 710</b>	1	0.942	463	150	41	275	88

5737



### JRG Sanipex Reduction sleeve PE For conduits

- Material: plastic
- For iFIT, INSTAFLEX, JRG Sanipex, JRG Sanipex MT

#### Reduziermuffe PE Für Schutzrohre

- Werkstoff: Kunststoff
- Für iFIT, INSTAFLEX, JRG Sanipex, JRG Sanipex MT

d (mm)	JRG Code	GF Code	SP	Weight (kg)	d1 (mm)	d2 (mm)	d3 (mm)	l (mm)
12	<b>5737.003</b>	<b>351 522 701</b>	1	0.003	25	18	25	20

5738



### Suspension device steel For distributor

- Material: steel, galvanized
  - Connection: male thread
- For iFIT, INSTAFLEX, JRG Sanipex, JRG Sanipex MT

### Aufhängung Stahl Für Verteiler

- Werkstoff: Stahl, verzinkt
  - Anschluss: Aussengewinde
- Für iFIT, INSTAFLEX, JRG Sanipex, JRG Sanipex MT

d1 (mm)	JRG Code	GF Code	SP	Weight (kg)	l1 (mm)	d2
27	<b>5738.000</b>	<b>351 432 401</b>	1	0.070	95	M12

5738



### Suspension device steel For distributor

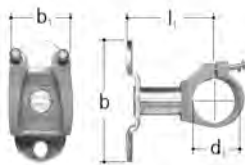
- Description: to 5735.016, 5737.030/.040
  - Material: steel, galvanized
  - Connection: female thread
- For iFIT, INSTAFLEX, JRG Sanipex, JRG Sanipex MT

### Aufhängung Stahl Für Verteiler

- Beschreibung: zu 5735.016, 5737.030/.040
  - Werkstoff: Stahl, verzinkt
  - Anschluss: Innengewinde
- Für iFIT, INSTAFLEX, JRG Sanipex, JRG Sanipex MT

d1 (mm)	JRG Code	GF Code	SP	Weight (kg)	d2	l	l1	l2
27	<b>5738.001</b>	<b>355 552 801</b>	1	0.188	M12	200	230	21
27	<b>5738.003</b>	<b>355 555 201</b>	1	0.165	M12	175	205	21

5739



### Bracket steel For distributor

- Material: steel, galvanized, plastic
- For iFIT, INSTAFLEX, JRG Sanipex, JRG Sanipex MT

### Halterung Stahl Für Verteiler

- Werkstoff: Stahl, verzinkt, Kunststoff
- Für iFIT, INSTAFLEX, JRG Sanipex, JRG Sanipex MT

d1 (mm)	JRG Code	GF Code	SP	Weight (kg)	b	b1	l1
27	<b>5739.000</b>	<b>351 419 201</b>	1	0.075	71	30	52

5740



### Bracket steel For distributor

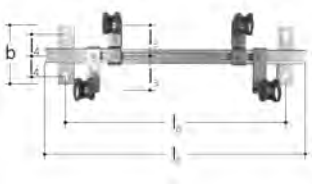
- Material: steel, galvanized, plastic  
For iFIT, INSTAFLEX, JRG Sanipex, JRG Sanipex MT

### Halterung Stahl Für Verteiler

- Werkstoff: Stahl, verzinkt, Kunststoff  
Für iFIT, INSTAFLEX, JRG Sanipex, JRG Sanipex MT

d1 (mm)	JRG Code	GF Code	SP	Weight (kg)	l1 (mm)	l2 (mm)	l3 (mm)	l4 (mm)
27	<b>5740.000</b>	<b>351 419 401</b>	1	0.202	52	100	130	28

5740



### Bracket steel For distributor

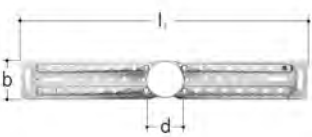
- Material: steel, galvanized, plastic  
For iFIT, INSTAFLEX, JRG Sanipex, JRG Sanipex MT

### Halterung Stahl Für Verteiler

- Werkstoff: Stahl, verzinkt, Kunststoff  
Für iFIT, INSTAFLEX, JRG Sanipex, JRG Sanipex MT

b (mm)	JRG Code	GF Code	SP	Weight (kg)	l3 (mm)	l4 (mm)	l5 (mm)	l6 (mm)
110	<b>5740.010</b>	<b>351 424 101</b>	1	1.080	55	40	480	410

5741



### Box bracket single steel

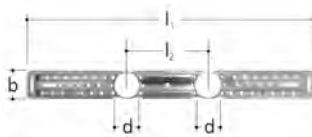
- Material: steel, galvanized  
For iFIT, INSTAFLEX, JRG Sanipex, JRG Sanipex MT

### Dosenhalter einzeln Stahl

- Werkstoff: Stahl, verzinkt  
Für iFIT, INSTAFLEX, JRG Sanipex, JRG Sanipex MT

d (mm)	JRG Code	GF Code	SP	Weight (kg)	b (mm)	l1 (mm)
47	<b>5741.001</b>	<b>355 559 001</b>	10	0.278	53	400

5741



### Box bracket double steel

- Material: steel, galvanized  
For iFIT, INSTAFLEX, JRG Sanipex, JRG Sanipex MT

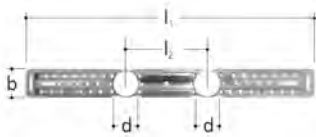
### Dosenhalter doppelt Stahl

- Werkstoff: Stahl, verzinkt  
Für iFIT, INSTAFLEX, JRG Sanipex, JRG Sanipex MT

d (mm)	JRG Code	GF Code	SP	Weight (kg)	b (mm)	l1 (mm)	l2 (mm)
47	<b>5741.002</b>	<b>351 451 930</b>	10	0.388	53	550	150
47	<b>5741.003</b>	<b>355 559 301</b>	10	0.380	53	553	153
47	<b>5741.004</b>	<b>355 559 201</b>	10	0.370	53	520	120
47	<b>5741.005</b>	<b>355 559 101</b>	10	0.320	53	476	76
47	<b>5741.006</b>	<b>355 576 501</b>	10	0.347	53	500	100

table continued on the next page





d (mm)	JRG Code	GF Code	SP	Weight (kg)	b (mm)	l1 (mm)	l2 (mm)
47	<b>5741.007</b>	<b>355 576 601</b>	10	0.440	53	600	200
47	<b>5741.008</b>	<b>355 629 901</b>	10	0.380	53	560	160
47	<b>5741.012</b>	<b>355 633 902</b>	10	0.670	53	897	150
47	<b>5741.013</b>	<b>355 633 901</b>	10	0.670	53	897	153

5741


### Shapet bracket single steel

- Material: steel, galvanized
  - Consisting of: bracket, fixing screws
- For iFIT, INSTAFLEX, JRG Sanipex, JRG Sanipex MT

### Montageschiene einfach Stahl

- Werkstoff: Stahl, verzinkt
  - Bestehend aus: Halterung, Befestigungsschrauben
- Für iFIT, INSTAFLEX, JRG Sanipex, JRG Sanipex MT

b (mm)	JRG Code	GF Code	SP	Weight (kg)	l1 (mm)	l3 (mm)
72	<b>5741.030</b>	<b>355 566 101</b>	1	0.270	162	13



5741


### Shapet bracket double steel

- Material: steel, galvanized
  - Consisting of: bracket, fixing screws
- For iFIT, INSTAFLEX, JRG Sanipex, JRG Sanipex MT

### Montageschiene doppelt Stahl

- Werkstoff: Stahl, verzinkt
  - Bestehend aus: Halterung, Befestigungsschrauben
- Für iFIT, INSTAFLEX, JRG Sanipex, JRG Sanipex MT

b (mm)	JRG Code	GF Code	SP	Weight (kg)	l1 (mm)	l2 (mm)	l3 (mm)	AD (mm)
72	<b>5741.032</b>	<b>355 566 201</b>	1	0.528	315	153	13	153



5741

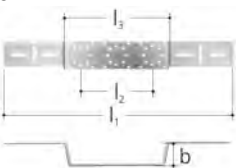
### Angled shapet bracket steel Single/double

- Material: steel, galvanized
  - Consisting of: bracket, fixing screws
- For iFIT, INSTAFLEX, JRG Sanipex, JRG Sanipex MT

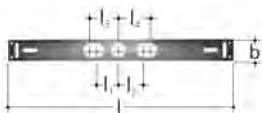
### Montageschiene abgewinkelt Stahl Einfach/zweifach

- Werkstoff: Stahl, verzinkt
  - Bestehend aus: Halterung, Befestigungsschrauben
- Für iFIT, INSTAFLEX, JRG Sanipex, JRG Sanipex MT

b (mm)	JRG Code	GF Code	SP	Weight (kg)	h (mm)	l1 (mm)	l2 (mm)	l3 (mm)
60	<b>5741.020</b>	<b>351 451 920</b>	1	0.525	58	553	153	244



5741



### JRG Sanipex Shapet bracket Calor steel

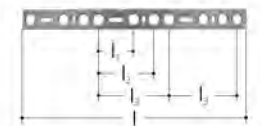
- Material: steel, galvanized

### JRG Sanipex Montageschiene Calor Stahl

- Werkstoff: Stahl, verzinkt

b (mm)	JRG Code	GF Code	SP	Weight (kg)	l (mm)	l1 (mm)	l2 (mm)	l3 (mm)	l4 (mm)
35	5741.050	351 440 301	1	0.327	365	35	40	45	50

5741



### Bar gauge steel

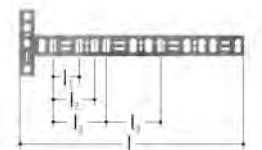
- Material: steel, galvanized
- For iFIT, INSTAFLEX, JRG Sanipex, JRG Sanipex MT

### Montagelehre Stahl

- Werkstoff: Stahl, verzinkt
- Für iFIT, INSTAFLEX, JRG Sanipex, JRG Sanipex MT

l (mm)	JRG Code	GF Code	SP	Weight (kg)	l1 (mm)	l2 (mm)	l3 (mm)
3000	5741.090	351 494 301	1	4.000	76	120	153

5741



### T-gauge steel


- Material: steel, galvanized
- For iFIT, INSTAFLEX, JRG Sanipex, JRG Sanipex MT

### T-Lehre Stahl

- Werkstoff: Stahl, verzinkt
- Für iFIT, INSTAFLEX, JRG Sanipex, JRG Sanipex MT

l (mm)	JRG Code	GF Code	SP	Weight (kg)	l1 (mm)	l2 (mm)	l3 (mm)
652	5741.091	351 494 401	1	1.270	76	120	153

5741



### Pressure-pin steel

- Material: steel, galvanized
- Connection: male thread
- For iFIT, INSTAFLEX, JRG Sanipex, JRG Sanipex MT

### Abpresszapfen Stahl

- Werkstoff: Stahl, verzinkt
- Anschluss: Aussengewinde
- Für iFIT, INSTAFLEX, JRG Sanipex, JRG Sanipex MT

GN (inch)	JRG Code	GF Code	SP	Weight (kg)	d1 G (inch)	l (mm)	d2 (inch)
½	5741.092	355 564 103	10	0.120	¼	65	½

5741



### Protection- and fixing sleeve steel


- Material: steel, galvanized
  - Connection: female thread
- For iFIT, INSTAFLEX, JRG Sanipex, JRG Sanipex MT

### Schutz- und Befestigungshülse Stahl

- Werkstoff: Stahl, verzinkt
  - Anschluss: Innengewinde
- Für iFIT, INSTAFLEX, JRG Sanipex, JRG Sanipex MT

GN (inch)	JRG Code	GF Code	SP	Weight (kg)	d1 G (inch)	d2 (mm)	l (mm)
½	<b>5741.093</b>	<b>355 564 104</b>	10	0.145	½	30	75

5742



### Support steel For sewage pipe

- Material: steel, galvanized
- For iFIT, INSTAFLEX, JRG Sanipex, JRG Sanipex MT

### Träger Stahl Für Abwasserrohre

- Werkstoff: Stahl, verzinkt
- Für iFIT, INSTAFLEX, JRG Sanipex, JRG Sanipex MT

d1 (mm)	d2 (mm)	JRG Code	GF Code	SP	Weight (kg)	b (mm)	l (mm)	l1 (mm)	l2 (mm)
22	45 - 55	<b>5742.000</b>	<b>355 570 001</b>	1	0.255	45	150	65 - 110	8

5743



### Pipe ties plastic

- Material: plastic
  - Temperature: -35°C - 85°C
- For iFIT, INSTAFLEX, JRG Sanipex, JRG Sanipex MT

### Rohrbinder Kunststoff

- Werkstoff: Kunststoff
  - Temperatur: -35°C - 85°C
- Für iFIT, INSTAFLEX, JRG Sanipex, JRG Sanipex MT

l (mm)	JRG Code	GF Code	SP	Weight (kg)	b (mm)
180	<b>5743.001</b>	<b>355 493 101</b>	100	0.002	5
280	<b>5743.002</b>	<b>355 497 901</b>	100	0.002	5

5744



### Pipe clip steel

- Material: steel, galvanized
- For iFIT, INSTAFLEX, JRG Sanipex, JRG Sanipex MT

### Rohrbride Stahl

- Werkstoff: Stahl, verzinkt
- Für iFIT, INSTAFLEX, JRG Sanipex, JRG Sanipex MT

d (mm)	JRG Code	GF Code	SP	Weight (kg)	d1 (mm)	b (mm)	l (mm)
12	<b>5744.112</b>	<b>355 619 901</b>	100	0.008	18	15	38
16	<b>5744.016</b>	<b>355 457 001</b>	100	0.020	25	20	57
20	<b>5744.020</b>	<b>355 561 201</b>	100	0.022	29	20	61
25	<b>5744.025</b>	<b>355 539 201</b>	100	0.025	34	20	67
32	<b>5744.032</b>	<b>355 539 301</b>	100	0.030	42	20	75

5744



### Dowel-hook single plastic

- Description: for pipes d16/d20 with protective conduit
- Material: plastic
- For iFIT, INSTAFLEX, JRG Sanipex, JRG Sanipex MT

### Dübelhaken einfach Kunststoff

- Beschreibung: für Rohre d16/d20 mit Dämmung
- Werkstoff: Kunststoff
- Für iFIT, INSTAFLEX, JRG Sanipex, JRG Sanipex MT

d1 (mm)	JRG Code	GF Code	SP	Weight (kg)	l (mm)
8	<b>5744.001</b>	<b>355 581 001</b>	100	0.006	78
8	<b>5744.002</b>	<b>355 581 002</b>	100	0.008	97

5744



### Dowel-hook double plastic

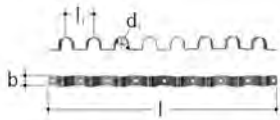
- Description: for pipes d16/d20 with protective conduit
- Material: plastic
- For iFIT, INSTAFLEX, JRG Sanipex, JRG Sanipex MT

### Dübelhaken doppelt Kunststoff

- Beschreibung: für Rohre d16/d20 mit Dämmung
- Werkstoff: Kunststoff
- Für iFIT, INSTAFLEX, JRG Sanipex, JRG Sanipex MT

d1 (mm)	JRG Code	GF Code	SP	Weight (kg)	l (mm)
8	<b>5744.011</b>	<b>355 580 901</b>	100	0.008	66
8	<b>5744.012</b>	<b>355 580 902</b>	100	0.008	97

5745



### Pipe clip strip 8-fold steel

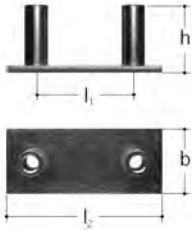
- Material: steel, galvanized  
Für iFIT, INSTAFLEX, JRG Sanipex, JRG Sanipex MT

### Bridenband 8-fach Stahl

- Werkstoff: Stahl, verzinkt  
Für iFIT, INSTAFLEX, JRG Sanipex, JRG Sanipex MT

d (mm)	JRG Code	GF Code	SP	Weight (kg)	b (mm)	d1 (mm)	l (mm)	l1 (mm)
16	<b>5745.016</b>	<b>355 477 202</b>	6	0.150	20	25	456	55

5750



### Bracket steel For distributor valve

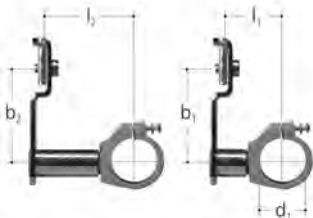
- Description: to 5448
- Material: steel, galvanized  
Only for JRG Sanipex

### Halter Stahl Für Verteilventil

- Beschreibung: zu 5448
- Werkstoff: Stahl, verzinkt  
Nur für JRG Sanipex

l1 (mm)	JRG Code	GF Code	SP	Weight (kg)	b (mm)	h (mm)	l2 (mm)
45	<b>5750.000</b>	<b>355 470 101</b>	1	0.100	30	31	70

5754



### Bracket steel For distributor


- Description: to 5765
- Material: steel, galvanized, plastic  
Für iFIT, INSTAFLEX, JRG Sanipex, JRG Sanipex MT

### Halterung Stahl Für Verteiler

- Beschreibung: zu 5765
- Werkstoff: Stahl, verzinkt, Kunststoff  
Für iFIT, INSTAFLEX, JRG Sanipex, JRG Sanipex MT

d1 (mm)	JRG Code	GF Code	SP	Weight (kg)	b1 (mm)	b2 (mm)	l1 (mm)	l2 (mm)
27	<b>5754.000</b>	<b>351 419 301</b>	1	0.196	55	55	31	66

5755

**Base plate steel**


- Material: steel, galvanized  
For iFIT, INSTAFLEX, JRG Sanipex, JRG Sanipex MT

**Grundplatte Stahl**

- Werkstoff: Stahl, verzinkt  
Für iFIT, INSTAFLEX, JRG Sanipex, JRG Sanipex MT

d (mm)	JRG Code	GF Code	SP	Weight (kg)	b1 (mm)	b2 (mm)	b3 (mm)	l1 (mm)	l2 (mm)	l3 (mm)	l4 (mm)
M12	<b>5755.001</b>	<b>351 433 901</b>	1	0.090	73	50	9	73	50	16	15

5755

**Spacing gauge steel**

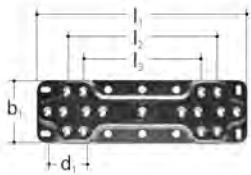
- Material: steel, galvanized  
For iFIT, INSTAFLEX, JRG Sanipex, JRG Sanipex MT

**Distanzhalter Stahl**

- Werkstoff: Stahl, verzinkt  
Für iFIT, INSTAFLEX, JRG Sanipex, JRG Sanipex MT

l1 (mm)	l2 (mm)	l3 (mm)	JRG Code	GF Code	SP	Weight (kg)
76	120	153	<b>5755.005</b>	<b>351 426 901</b>	1	0.040

5755

**Base plate double steel**

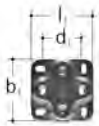
- Material: steel, galvanized  
For iFIT, INSTAFLEX, JRG Sanipex, JRG Sanipex MT

**Grundplatte doppelt Stahl**

- Werkstoff: Stahl, verzinkt  
Für iFIT, INSTAFLEX, JRG Sanipex, JRG Sanipex MT

l1 (mm)	JRG Code	GF Code	SP	Weight (kg)	b1 (mm)	d1 (mm)	l2 (mm)	l3 (mm)
218	<b>5755.010</b>	<b>351 507 001</b>	1	0.235	65	40	153	120

5755

**Base plate single steel**

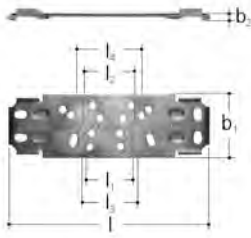
- Material: steel, galvanized  
For iFIT, INSTAFLEX, JRG Sanipex, JRG Sanipex MT

**Grundplatte einfach Stahl**

- Werkstoff: Stahl, verzinkt  
Für iFIT, INSTAFLEX, JRG Sanipex, JRG Sanipex MT

b1 (mm)	JRG Code	GF Code	SP	Weight (kg)	d1 (mm)	l1 (mm)
65	<b>5755.011</b>	<b>351 508 601</b>	1	0.070	40	65

5755

**JRG Sanipex Base plate Calor steel**

- Material: steel, galvanized

**JRG Sanipex Grundplatte Calor Stahl**

- Werkstoff: Stahl, verzinkt

l (mm)	JRG Code	GF Code	SP	Weight (kg)	b1 (mm)	b2 (mm)	l1 (mm)	l2 (mm)	l3 (mm)	l4 (mm)
160	5755.050	351 441 301	1	0.120	50	6	35	40	45	50

5757

**Pipe support plastic**


- Material: plastic
- For iFIT, INSTAFLEX, JRG Sanipex, JRG Sanipex MT

**Rohrstütze Kunststoff**

- Werkstoff: Kunststoff
- Für iFIT, INSTAFLEX, JRG Sanipex, JRG Sanipex MT

d (mm)	JRG Code	GF Code	SP	Weight (kg)	b1 (mm)	l (mm)	l1 (mm)
62	5757.000	355 491 001	10	0.116	80	154	200

5758

**JRG Sanipex Insulation PE  
For distributor**

- Consisting of: polyethylene foam, self-adhesive end pieces, mounting clips

**JRG Sanipex Wärmedämmung PE  
Für Verteiler**

- Bestehend aus: Polyethylen-Schaum, selbstklebenden Endstücke, Montage-Clips

l (mm)	JRG Code	GF Code	SP	Weight (kg)	b (mm)	l1 (mm)
1000	5758.000	355 565 801	1	0.150	20	55

5758

**JRG Sanipex Protection cover for distributor plastic**

- Material: plastic
- \*as long as stock last


**JRG Sanipex Schutzschale Kunststoff  
Für Verteiler**

- Werkstoff: Kunststoff
- \*solange Vorrat

d-d-d (mm)	JRG Code	GF Code	SP	Weight (kg)
* 12 - 16 - 20	5758.001	351 553 701	5	0.031

d-d-d (mm)	d1 (mm)	d2 (mm)	d3 (mm)	l2 (mm)	l3 (mm)	l5 (mm)	l6 (mm)	z1 (mm)
* 12 - 16 - 20	29	25	50	42	25	35	107	80

5758



**JRG Sanipex Protection cover for cross plastic**

- Material: plastic
- \*as long as stock last


**JRG Sanipex Schutzschale Kunststoff Für Kreuz**

- Werkstoff: Kunststoff
- \*solange Vorrat

	<b>d-d-d</b> (mm)	<b>JRG Code</b>	<b>GF Code</b>	<b>SP</b>	<b>Weight</b> (kg)
*	12 - 16 - 20	<b>5758.002</b>	<b>351 553 801</b>	10	0.036

	<b>d-d-d</b> (mm)	<b>d1</b> (mm)	<b>d2</b> (mm)	<b>d3</b> (mm)	<b>l2</b> (mm)	<b>l5</b> (mm)	<b>l6</b> (mm)	<b>z1</b> (mm)
*	12 - 16 - 20	29	25	50	42	35	107	80

5758



**JRG Sanipex Protection cover set 3-fold plastic**

- Material: plastic
- Consisting of: 5758.001 protection cover (distributor), 2x 5758.002 protection cover (cross), 2x 5758.009 cover cap
- \*as long as stock last

**JRG Sanipex Schutzschalen-Set 3-fach Kunststoff**

- Werkstoff: Kunststoff
- Bestehend aus: 5758.001 Schutzschale (Verteiler), 2x 5758.002 Schutzschale (Kreuz), 2x 5758.009 Schutzkappe
- \*solange Vorrat

	<b>d-d-d</b> (mm)	<b>JRG Code</b>	<b>GF Code</b>	<b>SP</b>	<b>Weight</b> (kg)
*	12 - 16 - 20	<b>5758.003</b>	<b>351 553 901</b>	1	0.110

	<b>d-d-d</b> (mm)	<b>d1</b> (mm)	<b>d2</b> (mm)	<b>l1</b> (mm)	<b>l2</b> (mm)	<b>l4</b> (mm)	<b>l6</b> (mm)	<b>z1</b> (mm)
*	12 - 16 - 20	29	25	195	42	55	107	80

5758



**JRG Sanipex Protection cover set 4-fold plastic**

- Material: plastic
- Consisting of: 5758.001 protection cover (distributor), 3x 5758.002 protection cover (cross), 2x 5758.009 cover cap
- \*as long as stock last

**JRG Sanipex Schutzschalen-Set 4-fach Kunststoff**

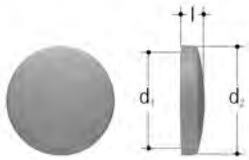
- Werkstoff: Kunststoff
- Bestehend aus: 5758.001 Schutzschale (Verteiler), 3x 5758.002 Schutzschale (Kreuz), 2x 5758.009 Schutzkappe
- \*solange Vorrat

	<b>d-d-d</b> (mm)	<b>JRG Code</b>	<b>GF Code</b>	<b>SP</b>	<b>Weight</b> (kg)
*	12 - 16 - 20	<b>5758.004</b>	<b>351 554 001</b>	1	0.163

	<b>d-d-d</b> (mm)	<b>d1</b> (mm)	<b>d2</b> (mm)	<b>l1</b> (mm)	<b>l2</b> (mm)	<b>l4</b> (mm)	<b>l6</b> (mm)	<b>z1</b> (mm)
*	12 - 16 - 20	29	25	252	42	55	107	80



5758



### JRG Sanipex Cap for protection cover plastic

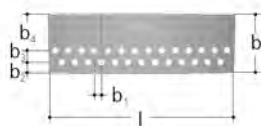
- Material: plastic
- \*as long as stock last

### JRG Sanipex Kappe für Schutzschalen Kunststoff

- Werkstoff: Kunststoff
- \*solange Vorrat

	d-d-d (mm)	JRG Code	GF Code	SP	Weight (kg)	d1 (mm)	d2 (mm)	l (mm)
*	12 - 16 - 20	5758.009	351 554 101	10	0.006	50	54	12

5759



### JRG Sanipex Pipe spacer board, double-row styrofoam

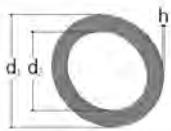
- Material: styrofoam
- \*as long as stock last

### JRG Sanipex Rohrdistanz-Abdeckung, zwei Lochreihen Styropor

- Werkstoff: Styropor
- \*solange Vorrat

	l (mm)	JRG Code	GF Code	SP	Weight (kg)	b (mm)	b1 (mm)	b2 (mm)	b3 (mm)	b4 (mm)
*	780	5759.000	355 557 801	1	0.230	250	35	50	50	150

## Access panels and accessories Revisionsrahmen und Zubehör



### Gasket to pressure-pin EPDM

- Description: to 5741
  - Material: EPDM
- For iFIT, INSTAFLEX, JRG Sanipex, JRG Sanipex MT

### Dichtung zu Abpresszapfen EPDM

- Beschreibung: zu 5741
  - Werkstoff: EPDM
- Für iFIT, INSTAFLEX, JRG Sanipex, JRG Sanipex MT

	GF Code	SP	Weight (kg)	d1 (mm)	d2 (mm)	h (mm)
	355 564 105	1	0.000	11	5	3



### Venting Screw for pressure-pin steel

- Material: steel
  - Description: to 5741
- For iFIT, INSTAFLEX, JRG Sanipex, JRG Sanipex MT

### Entlüftungsschraube zu Abpresszapfen Stahl

- Werkstoff: Stahl
  - Beschreibung: zu 5741
- Für iFIT, INSTAFLEX, JRG Sanipex, JRG Sanipex MT

d (inch)	GF Code	Weight (kg)
¼	<b>355 564 102</b>	0.008

5760



### Access panel aluminium

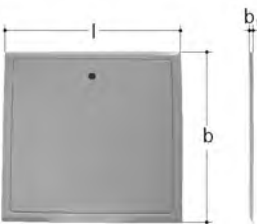
- Description: to wall panels 150x150mm
  - Material: aluminium, steel, plastic
- For iFIT, INSTAFLEX, JRG Sanipex, JRG Sanipex MT

### Revisionsrahmen Aluminium

- Beschreibung: zu Wandplatten 150x150mm
  - Werkstoff: Aluminium, Stahl, Kunststoff
- Für iFIT, INSTAFLEX, JRG Sanipex, JRG Sanipex MT

b (mm)	l (mm)	JRG Code	GF Code	SP	Weight (kg)
309	156	<b>5760.001</b>	<b>355 462 901</b>	1	1.040
309	309	<b>5760.002</b>	<b>355 462 902</b>	1	2.530
309	462	<b>5760.003</b>	<b>355 462 903</b>	1	3.000
462	462	<b>5760.005</b>	<b>355 462 905</b>	1	4.000
462	615	<b>5760.006</b>	<b>355 462 906</b>	1	5.200
462	768	<b>5760.007</b>	<b>355 462 907</b>	1	7.000

5762



### Access panel steel With door

- Material: sheet steel, powder coated (white)
- For iFIT, INSTAFLEX, JRG Sanipex, JRG Sanipex MT

### Revisionsrahmen Stahl Mit Türe

- Werkstoff: Stahlblech, Pulverbeschichtet (weiss)
- Für iFIT, INSTAFLEX, JRG Sanipex, JRG Sanipex MT

b (mm)	l (mm)	JRG Code	GF Code	SP	Weight (kg)	b1 (mm)
526	546	<b>5762.005</b>	<b>355 597 201</b>	1	3.410	10
526	699	<b>5762.006</b>	<b>355 597 301</b>	1	4.260	10
526	852	<b>5762.007</b>	<b>355 597 401</b>	1	5.070	10

5762



### Locking bolt steel With square box wrench

- Description: to 5762
  - Material: steel, galvanized
- For iFIT, INSTAFLEX, JRG Sanipex, JRG Sanipex MT

### Drehriegel Stahl Mit Vierkant

- Beschreibung: zu 5762
  - Werkstoff: Stahl, verzinkt
- Für iFIT, INSTAFLEX, JRG Sanipex, JRG Sanipex MT

□	JRG Code	GF Code	SP	Weight (kg)
8	<b>5762.090</b>	<b>355 598 201</b>	1	0.130

5762



### Locking bolt steel With key

- Description: to 5762
  - Material: steel, galvanized
- For iFIT, INSTAFLEX, JRG Sanipex, JRG Sanipex MT

### Drehriegel Stahl Mit Schlüssel

- Beschreibung: zu 5762
  - Werkstoff: Stahl, verzinkt
- Für iFIT, INSTAFLEX, JRG Sanipex, JRG Sanipex MT

JRG Code	GF Code	SP	Weight (kg)
<b>5762.091</b>	<b>355 598 301</b>	1	0.100

5765



### Cabinet with faceplate plastic For distributor, without access panel

- Material: plastic
- For iFIT, INSTAFLEX, JRG Sanipex, JRG Sanipex MT

### Einbaukasten mit Frontblende Kunststoff Für Verteiler, ohne Revisionsrahmen

- Werkstoff: Kunststoff
- Für iFIT, INSTAFLEX, JRG Sanipex, JRG Sanipex MT

b (mm)	h (mm)	l (mm)	JRG Code	GF Code	SP	Weight (kg)	h1 (mm)	h2 (mm)
111	654	496	<b>5765.005</b>	<b>355 586 501</b>	1	5.950	443	0 - 145
111	654	649	<b>5765.006</b>	<b>355 586 502</b>	1	7.400	443	0 - 145
111	654	802	<b>5765.007</b>	<b>355 586 503</b>	1	9.000	443	0 - 145

5592



### Fixing screws

- Description: to 5765, 5762  
For iFIT, INSTAFLEX, JRG Sanipex, JRG Sanipex MT

### Befestigungs-Schraube

- Beschreibung: zu 5765, 5762  
Für iFIT, INSTAFLEX, JRG Sanipex, JRG Sanipex MT

GF Code	SP	Weight (kg)
355 592 201	1	0.025

5767



### Sealing ring rubber


- Material: rubber  
\* as long as stock last  
For iFIT, INSTAFLEX, JRG Sanipex, JRG Sanipex MT

### Dichtring Gummi

- Werkstoff: Gummi  
\*solange Vorrat  
Für iFIT, INSTAFLEX, JRG Sanipex, JRG Sanipex MT

d (mm)	JRG Code	GF Code	SP	Weight (kg)	d1 (mm)	d2 (mm)	h (mm)	Color	
12	5767.012	355 617 504	100	0.028	18	35	34	black	
16	5767.016	355 617 506	100	0.024	25	35	34	green	
20	5767.020	355 617 508	100	0.018	29	35	34	yellow	
*	32	5767.032	355 617 512	100	0.011	32	35	34	blue

5766



### Cabinet splash water tight aluminium

- Description: Connection d20 - d26 and outlet d12 - d16, with frame, door and splash water protection as well as factory assembled rubber plugs in the outlets, drain connection set, manifold brackets and installation instruction
- Material: aluminium and steel (white)  
For iFIT, INSTAFLEX, JRG Sanipex, JRG Sanipex MT

### Einbaukasten spritzwasserdicht Aluminium

- Beschreibung: Anschluss d20-d26 und Abgang d12-d16, mit Rahmen, Türe und Spritzwasserschutz sowie werksseitigen Gummiprophen in den Abgängen, Ablaufanschlusset, Verteilerbefestigung und Montageanleitung
- Material: Aluminium und Stahl (Weiss)  
Für iFIT, INSTAFLEX, JRG Sanipex, JRG Sanipex MT

	JRG Code	GF Code	SP	Weight (kg)	l (mm)	h (mm)	b (mm)
2 x 5	5766.005	355 617 310	1	8.200	438	552	107
2 x 8	5766.008	355 617 311	1	9.900	548	552	107
2 x 12	5766.012	355 617 312	1	14.100	823	552	107

## Tools Werkzeuge

5777



### Alignment gauge aluminium

- Material: aluminium
- For iFIT, INSTAFLEX, JRG Sanipex, JRG Sanipex MT

### Richthülse Aluminium

- Werkstoff: Aluminium
- Für iFIT, INSTAFLEX, JRG Sanipex, JRG Sanipex MT

GN (inch)	JRG Code	GF Code	SP	Weight (kg)	d1 (mm)	l (mm)
½	5777.070	351 425 211	1	0.251	30	200

5779



### JRG Sanipex Cable with pipe pull coupling steel

- Description: to JRG Sanipex pipes d12-d20
- Material: steel
- \*single coupling

### JRG Sanipex Drahtseil mit Rohrzugkupplung Stahl

- Beschreibung: zu JRG Sanipex Rohre d12-d20
- Werkstoff: Stahl
- \*Ersatzkupplung

d (mm)	JRG Code	GF Code	SP	Weight (kg)	L (m)	L1 (mm)	d1 (mm)	d2 (mm)	d3 (mm)
12-20	5779.010	355 615 801	1	0.662	15		12	16	20
* 12		355 623 601		0.050		30			
* 16		355 564 701		0.055		35			
* 20		355 564 801		0.124		40			

5779



### JRG Sanipex Nylon string

### JRG Sanipex Nylonsaite

L (m)	JRG Code	GF Code	SP	Weight (kg)
15	5779.020	355 564 201	1	0.268

5782



### Special cutter aluminium

- Description: to JRG Sanipex pipes d12-d32
- Material: aluminium

### Spezierschere

- Beschreibung: zu JRG Sanipex Rohre d12-d32
- Werkstoff: Aluminium

d (mm)	JRG Code	GF Code	SP	Weight (kg)	b (mm)	l (mm)
12 - 32	5782.000	355 460 601	1	0.300	85	200

# Fitter's toolkits Montagekoffer

5779



## JRG Sanipex Pipe pull coupling steel

- Material: steel

## JRG Sanipex Rohrzugkupplung Stahl

- Werkstoff: Stahl

d (mm)	JRG Code	GF Code	SP	Weight (kg)	□
12	<b>5779.003</b>	<b>351 524 001</b>	1	0.018	10
16	<b>5779.001</b>	<b>355 569 101</b>	1	0.040	13
20	<b>5779.002</b>	<b>355 569 301</b>	1	0.070	15

5790



## JRG Sanipex Fitters toolkit plastic d12 - d20

- Consisting of: **5777.070** Alignment gauge ½, **5790.001** Fitter's toolkit, **5790.002** Assembly pliers d16, **5790.003** Ratchet torque wrench d16, **5790.004** Multi-purpose cutter, **5790.005** Pipe wrench, **5790.008** Box assembly key, **5790.011** Spanner 18/21, **5791.002** Assembly pliers d12, **5791.003** Ratchet torque wrench d12, **5792.002** Assembly pliers d20, **5792.003** Ratchet torque wrench d20

## JRG Sanipex Werkzeugkoffer Kunststoff d12 - d20

- Bestehend aus: **5777.070** Richthülse ½, **5790.001** Montagekoffer, **5790.002** Montagezange d16, **5790.003** Ratschen-Drehmomentschlüssel d16, **5790.004** Kombischere, **5790.005** Rohrrhaltezange, **5790.008** Dosen-Montageschlüssel, **5790.011** Gabelschlüssel 18/21, **5791.002** Montagezange d12, **5791.003** Ratschen-Drehmomentschlüssel d12, **5792.002** Montagezange d20, **5792.003** Ratschen-Drehmomentschlüssel d20

d-d-d (mm)	JRG Code	GF Code	SP	Weight (kg)	b (mm)	b1 (mm)	l (mm)
12 - 16 - 20	<b>5790.090</b>	<b>355 632 101</b>	1	8.900	345	110	520

5790



## JRG Sanipex Fitters toolkit empty plastic d12 - d20

- Material: plastic

## JRG Sanipex Werkzeugkoffer leer Kunststoff d12 - d20

- Werkstoff: Kunststoff

d-d-d (mm)	JRG Code	GF Code	SP	Weight (kg)	b (mm)	b1 (mm)	l (mm)
12 - 16 - 20	<b>5790.001</b>	<b>355 632 501</b>	1	2.450	345	110	520

5791



### JRG Sanipex Assembling plier aluminium

- Material: aluminium, steel, plastic

### JRG Sanipex Montagezange Aluminium

- Werkstoff: Aluminium, Stahl, Kunststoff

d (mm)	JRG Code	GF Code	SP	Weight (kg)	b (mm)	l (mm)
12	5791.002	355 597 001	1	0.954	100	357
16	5790.002	355 528 901	1	1.656	115	500
20	5792.002	355 582 801	1	1.675	115	500

5791



### JRG Sanipex Ratchet torque wrench steel

- Material: steel, plastic

### JRG Sanipex Ratschen Drehmomentschlüssel Stahl

- Werkstoff: Stahl, Kunststoff

d (mm)	JRG Code	GF Code	SP	Weight (kg)	b (mm)	l (mm)
12	5791.003	355 602 002	1	0.205	40	190
16	5790.003	355 537 902	1	0.245	50	230
20	5792.003	355 587 902	1	0.414	60	280

5790



### JRG Sanipex Multi purpose cutter plastic

- Material: steel, plastic

### JRG Sanipex Kombischere Kunststoff

- Werkstoff: Stahl, Kunststoff

d-d-d (mm)	JRG Code	GF Code	SP	Weight (kg)	b (mm)	l (mm)
12 - 16 - 20	5790.004	355 632 424	1	0.150	45	200

5790



### Pipe fixation wrench aluminium d12 - d20

- Material: aluminium
- For iFIT, INSTAFLEX, JRG Sanipex, JRG Sanipex MT

### Rohrhaltezange Aluminium d12 - d20

- Werkstoff: Aluminium
- Für iFIT, INSTAFLEX, JRG Sanipex, JRG Sanipex MT

d-d-d (mm)	JRG Code	GF Code	SP	Weight (kg)	b (mm)	l (mm)
12 - 16 - 20	5790.005	355 555 301	1	0.330	40	245

5790

**Gauge pin steel**

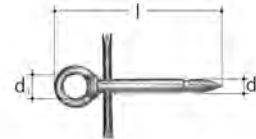
- Material: steel  
For iFIT, INSTAFLEX, JRG Sanipex, JRG Sanipex MT

**Montagestift Stahl**

- Werkstoff: Stahl  
Für iFIT, INSTAFLEX, JRG Sanipex, JRG Sanipex MT

d (mm)	JRG Code	GF Code	SP	Weight (kg)	l (mm)
12	<b>5790.006</b>	<b>355 544 201</b>	1	0.150	150

5790

**JRG Sanipex Pipe pull device steel**

- Material: steel

**JRG Sanipex Rohrzieher Stahl**

- Werkstoff: Stahl

d-d-d (mm)	JRG Code	GF Code	SP	Weight (kg)	d1 (mm)	l (mm)
12 - 16 - 20	<b>5790.007</b>	<b>355 576 801</b>	1	0.333	25	175

5790

**Box assembling key plastic**

- Material: plastic  
For iFIT, INSTAFLEX, JRG Sanipex, JRG Sanipex MT

**Dosen Montageschlüssel Kunststoff**

- Werkstoff: Kunststoff  
Für iFIT, INSTAFLEX, JRG Sanipex, JRG Sanipex MT

d (mm)	JRG Code	GF Code	SP	Weight (kg)	l (mm)
36	<b>5790.008</b>	<b>351 425 201</b>	1	0.030	100

5790

**JRG Sanipex Allen key steel**

- Material: steel, plastic

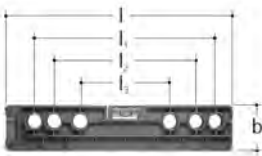
**JRG Sanipex Winkel Stiftschlüssel Stahl**

- Werkstoff: Stahl, Kunststoff

b (mm)	l (mm)	JRG Code	GF Code	SP	Weight (kg)	⊙ (mm)
35	200	<b>5790.009</b>	<b>355 557 401</b>	1	0.160	10



5790



### Spirit level plastic

- Material: plastic  
For iFIT, INSTAFLEX, JRG Sanipex, JRG Sanipex MT  
\*as long as stock last

### Wasserwaage Kunststoff

- Werkstoff: Kunststoff  
Für iFIT, INSTAFLEX, JRG Sanipex, JRG Sanipex MT  
\*solange Vorrat

	b (mm)	l (mm)	JRG Code	GF Code	SP	Weight (kg)	l1 (mm)	l2 (mm)	l3 (mm)
*	40	190	<b>5790.010</b>	<b>355 560 101</b>	1	0.055	153	120	76

5790



### JRG Sanipex Spanner key steel

- Material: steel

### JRG Sanipex Gabelschlüssel Stahl

- Werkstoff: Stahl

l (mm)	JRG Code	GF Code	SP	Weight (kg)	∅1 (mm)	∅2 (mm)
235	<b>5790.011</b>	<b>355 576 901</b>	1	0.194	18	21

5792



### JRG Sanipex Fitters toolkit plastic d16 - d20

- Consisting of: **5777.070** Alignment gauge ½, **5790.001** Fitter's toolkit, **5790.002** Assembly pliers d16, **5790.003** Ratchet torque wrench d16, **5790.004** Multi purpose cutter, **5790.005** Pipe wrench, **5790.008** Box assembly key, **5790.011** Spanner 18/21, **5792.002** Assembly pliers d20, **5792.003** Ratchet torque wrench d20

### JRG Sanipex Werkzeugkoffer Kunststoff d16 - d20

- Bestehend aus: **5777.000** Richthülse ½, **5790.001** Montagekoffer, **5790.002** Montagezange d16, **5790.003** Ratschen-Drehmomentschlüssel d16, **5790.004** Kombischere, **5790.005** Rohrhaltezange, **5790.008** Dosen-Montageschlüssel, **5790.011** Gabelschlüssel 18/21, **5792.002** Montagezange d20, **5792.003** Ratschen-Drehmomentschlüssel d20

d-d (mm)	JRG Code	GF Code	SP	Weight (kg)	b (mm)	b1 (mm)	l (mm)
16 - 20	<b>5792.000</b>	<b>355 584 701</b>	1	7.760	345	110	520

5793



### JRG Sanipex Fitters toolkit plastic d25 + d32

- Consisting of: **5793.001** Fitter's toolkit, **5793.002** Turn up device d25, **5793.003** Turn up device d32, **5793.004** Torque wrench d25, **5793.005** Torque wrench d32, **5793.006** Pipe cutter, **5793.007** Pipe wrench, **5793.008** Spanner 27/32, **5790.009** Allen key

### JRG Sanipex Werkzeugkoffer Kunststoff d25 - d32

- Bestehend aus: **5793.001** Montagekoffer, **5793.002** Aufdrehwerkzeug d25, **5793.003** Aufdrehwerkzeug d32, **5793.004** Drehmomentschlüssel d25, **5793.005** Drehmomentschlüssel d32, **5793.006** Rohrabschneider, **5793.007** Rohrhaltezeange, **5793.008** Gabelschlüssel 27/32, **5790.009** Winkel-Stiftschlüssel

d-d (mm)	JRG Code	GF Code	SP	Weight (kg)	b (mm)	b1 (mm)	l (mm)
25 - 32	<b>5793.000</b>	<b>355 578 701</b>	1	5.660	345	110	520

5793



### JRG Sanipex Turn up device steel


- Material: steel, galvanized

### JRG Sanipex Aufdrehwerkzeug Stahl

- Werkstoff: Stahl, verzinkt

d (mm)	JRG Code	GF Code	SP	Weight (kg)	d1	l (mm)
25	<b>5793.002</b>	<b>355 572 901</b>	1	0.175	M34 x 2	69
32	<b>5793.003</b>	<b>355 573 201</b>	1	0.325	M42 x 2	84

5793



### JRG Sanipex Torque wrench steel

- Material: steel, plastic

### JRG Sanipex Drehmomentschlüssel Stahl

- Werkstoff: Stahl, Kunststoff

d (mm)	JRG Code	GF Code	SP	Weight (kg)	b (mm)	l (mm)
25	<b>5793.004</b>	<b>355 575 001</b>	1	0.730	56	347
32	<b>5793.005</b>	<b>355 576 001</b>	1	0.963	69	416

5793



### JRG Sanipex Pipe cutter steel

- Material: steel

### JRG Sanipex Rohrabschneider Stahl

- Werkstoff: Stahl

d-d (mm)	JRG Code	GF Code	SP	Weight (kg)	b (mm)	l (mm)
12 - 32	<b>5793.006</b>	<b>355 578 503</b>	1	0.486	66	145

5793



### JRG Sanipex Pipe fixation wrench steel d25 + d32

- Material: steel

### JRG Sanipex Rohrhaltezange Stahl d25 + d32

- Werkstoff: Stahl

d-d (mm)	JRG Code	GF Code	SP	Weight (kg)	b (mm)	l (mm)
25 - 32	<b>5793.007</b>	<b>355 573 510</b>	1	0.735	60	250

## Accessoires Zubehör

0964



### Self-tapping countersunk screw steel

- Material: steel
- Für iFIT, INSTAFLEX, JRG Sanipex, JRG Sanipex MT

### PT-Senkschraube Stahl

- Werkstoff: Stahl
- Für iFIT, INSTAFLEX, JRG Sanipex, JRG Sanipex MT

Dim.	GF Code	SP	Weight (kg)
5x16	<b>350 964 802</b>	1	0.003

0964



### Self-tapping countersunk screw steel

- Material: steel
  - Description: to 5709, 5741
- Für iFIT, INSTAFLEX, JRG Sanipex, JRG Sanipex MT

### PT-Senkschraube Stahl

- Werkstoff: Stahl
  - Beschreibung: zu 5709, 5741
- Für iFIT, INSTAFLEX, JRG Sanipex, JRG Sanipex MT

Dim.	GF Code	SP	Weight (kg)
5x18	<b>350 964 901</b>	1	0.002

0947



### Gasket AFM34

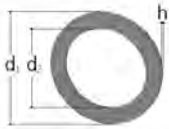
- Material: AFM34
- Für iFIT, INSTAFLEX, JRG Sanipex, JRG Sanipex MT

### Dichtung AFM34

- Material: AFM34
- Für iFIT, INSTAFLEX, JRG Sanipex, JRG Sanipex MT

d1 (mm)	d2 (mm)	GF Code	SP	Weight (kg)	h (mm)
30.3	21	<b>350 947 919</b>	1	0.001	1.5

0929



### Gasket AFM34

- Material: AFM34
  - Description: to 4700, 5550
- Für iFIT, INSTAFLEX, JRG Sanipex, JRG Sanipex MT

### Dichtung AFM34

- Material: AFM34
  - Beschreibung: zu 4700, 5550
- Für iFIT, INSTAFLEX, JRG Sanipex, JRG Sanipex MT

d1 (mm)	d2 (mm)	GF Code	SP	Weight (kg)	h (mm)
19	13	<b>350 929 420</b>	1	0.001	1.5
25	18	<b>350 928 726</b>	1	0.001	1.5
31	22	<b>350 929 413</b>	1	0.001	1.5
40	30	<b>350 929 414</b>	1	0.002	1.5
46	35	<b>350 929 415</b>	1	0.002	1.5
58	42	<b>350 929 436</b>	1	0.004	1.5

1508



### JRG Sanipex Cone union brass

- Material: brass

### JRG Sanipex Bördel-Verschraubung Messing

- Werkstoff: Messing

d (mm)	GF Code	SP	d1 (mm)	d1 (mm)
12	<b>351 508 110</b>	10	M17x1.25	21
16	<b>351 400 110</b>	10	M22x1.5	27
20	<b>351 500 110</b>	10	M27x1.5	33
25	<b>351 470 110</b>	1	M34x2	41
32	<b>351 471 110</b>	1	M42x2	51

1508



### JRG Sanipex Cone union brass Nickel plated

- Material: brass

### JRG Sanipex Bördel-Verschraubung Messing vernickelt

- Werkstoff: Messing

d (mm)	GF Code	SP	d1 (mm)	d1 (mm)
12	<b>351 508 120</b>	1	M17x1.25	21
16	<b>351 400 120</b>	1	M22x1.5	27
20	<b>351 500 120</b>	1	M27x1.5	33



# JRG Sanipex MT

## + Technical Data

### Materials

PE-Xa, PE-Xc, PE-Xc/AL/PE-X, PPSU/PA-GF, gunmetal

### Dimension range

d12 - d63

### Joining technology

Conegrip union technology

### Operating pressure

up to 10 bar

### Operating temperature

0°C to 70°C in continuous operation  
(short-term up to 95°C)

## + Technische Daten

### Werkstoffe

PE-Xa, PE-Xc, PE-Xc/AL/PE-X, PPSU/PA-GF, Rotguss

### Dimensionsbereich

d12 - d63

### Verbindungstechnologie

Bördelverschraubung

### Betriebsdruck

bis 10 bar

### Betriebstemperatur

0°C bis 70°C im Dauerbetrieb  
(kurzfristig bis zu 95°C)





## + Advantages

- Superior low pressure losses
- Water pocket free hygienic connections
- Detachable and reusable connection
- Hardly any noise pollution
- Handy installation tools

## + Vorteile

- Minimale Druckverluste
- Totraumfreie, hygienisch einwandfreie Rohrverbindung
- Lös- und wiederverwendbare Verbindung
- Äusserst geringe Fliessgeräuschentwicklung
- Ergonomische Installationswerkzeuge



# Table of contents

Pipes	272
Fittings	275
Valves	311
Accessories	319
Tools	320

# Pipes Rohre

4600



## JRG Sanipex MT Multilayer pipe in bars PE-Xc


- Description: in bars
- Material: multilayer pipe PE-X/AL/PE-X

## JRG Sanipex MT Mehrschichtverbundrohr in Stangen PE-Xc

- Beschreibung: in Stangen
- Material: Metallverbundrohr PE-X/AL/PE-X

d (mm)	DN (mm)	JRG Code	GF Code	SP	Weight (kg)	l (m)	s (mm)	kg/m
16	12	4600.016	351 616 702	25	0.665	5	2.25	0.128
20	15	4600.020	351 620 702	16	0.925	5	2.50	0.200
26	20	4600.026	351 626 702	9	1.490	5	3.00	0.292
32	25	4600.032	351 632 702	7	1.965	5	3.00	0.400
40	32	4600.040	351 640 902	4	3.025	5	3.50	0.605
50	40	4600.050	351 650 902	5	4.350	5	4.00	0.870
63	50	4600.063	351 663 902	4	6.575	5	4.50	1.315
16	12	4600.316	351 616 712	25	0.399	3	2.25	0.127
20	15	4600.320	351 620 712	16	0.555	3	2.50	0.194
26	20	4600.326	351 626 712	9	0.894	3	3.00	0.400
32	25	4600.332	351 632 712	7	1.179	3	3.00	0.398
40	32	4600.340	351 640 912	4	1.815	3	3.50	0.606

4600



## JRG Sanipex MT ECO pipe in bars PE-RT Multilayerpipe in bars

- Description: in bars
- Material: multilayer pipe PE-RT/AL/PE-RT

## JRG Sanipex MT ECO Rohr in Stangen PE-RT Mehrschichtverbundrohr in Stangen

- Beschreibung: in Stangen
- Material: Metallverbundrohr PE-RT/AL/PE-RT

d (mm)	DN (mm)	JRG Code	SP	GF Code	Weight (kg/m)	l (m)	s (mm)
16	12	4600.716	125	351 616 792	0.144	5	2.25
20	15	4600.720	80	351 620 792	0.160	5	2.50
26	20	4600.726	45	351 626 792	0.260	5	3.00
32	25	4600.732	35	351 632 792	0.350	5	3.00
40	32	4600.740	20	351 640 992	0.500	5	3.50
50	40	4600.750	25	351 650 992	0.700	5	4.00
63	50	4600.763	20	351 663 992	1.100	5	4.50



4602



### JRG Sanipex MT Pipe in pipe in coils PE-Xc Multilayerpipe with conduit

- Description: in coils with conduit
- Material: multilayer pipe PE-X/AL/PE-X, PE-conduit

### JRG Sanipex MT Rohr in Rohr in Ringen PE-Xc Mehrschichtverbundrohr mit Schutzrohr

- Beschreibung: in Ringen mit Schutzrohr
- Material: Metallverbundrohr PE-X/AL/PE-X, PE-Schutzrohr

d (mm)	DN (mm)	JRG Code	GF Code	SP	Weight (kg)	d1 (mm)	l (m)	s (mm)	kg/m
16	12	<b>4602.016</b>	<b>351 616 734</b>		9.950	25	50	2.25	0.199
20	15	<b>4602.020</b>	<b>351 620 734</b>	1	13.550	29	50	2.50	0.271

4602



### JRG Sanipex MT ECO pipe in pipe in coils PE-RT Multilayerpipe with conduit

- Description: in coils with conduit
- Material: multilayer pipe PE-RT/AL/PE-RT, PE-conduit

### JRG Sanipex MT ECO Rohr in Rohr in Ringen PE-RT Mehrschichtverbundrohr mit Schutzrohr

- Beschreibung: in Ringen mit Schutzrohr
- Material: Metallverbundrohr PE-RT/AL/PE-RT, PE-Schutzrohr

d (mm)	DN (mm)	JRG Code	SP	GF Code	Weight (kg/m)	l (m)	s (mm)
16	12	<b>4602.716</b>	50	<b>351 616 793</b>	0.206	50	2.25
20	15	<b>4602.720</b>	50	<b>351 620 793</b>	0.244	50	2.50

4604



### JRG Sanipex MT Pipe in coils PE-Xc Multilayerpipe in coils

- Description: in coils
- Material: multilayer pipe PE-X/AL/PE-X

### JRG Sanipex MT Rohr in Ringen PE-Xc Mehrschichtverbundrohr in Ringen

- Beschreibung: in Ringen
- Material: Metallverbundrohr PE-X/AL/PE-X

d (mm)	DN (mm)	JRG Code	GF Code	SP	Weight (kg)	l (m)	s (mm)	kg/m
12	8	<b>4604.112</b>	<b>351 612 014</b>	1	6.900	100	1.70	0.069
16	12	<b>4604.016</b>	<b>351 616 714</b>	1	6.650	50	2.25	0.133
20	15	<b>4604.020</b>	<b>351 620 714</b>	1	9.850	50	2.50	0.197
26	20	<b>4604.026</b>	<b>351 626 714</b>	1	14.900	50	3.00	0.298
32	25	<b>4604.032</b>	<b>351 632 714</b>	1	19.650	50	3.00	0.393



**JRG Sanipex MT ECO pipe in coils PE-RT**  
**Multilayer pipe in coils**

- Description: in coils
- Material: multilayer pipe PE-RT/AL/PE-RT

**JRG Sanipex MT ECO Rohr in Ringen PE-RT**  
**Mehrschichtverbundrohr in Ringen**

- Beschreibung: in Ringen
- Material: Metallverbundrohr PE-RT/AL/PE-RT

d (mm)	DN (mm)	JRG Code	SP	GF Code	Weight (kg/m)	l (m)	s (mm)
16	12	<b>4604.716</b>	50	<b>351 616 794</b>	0.144	100	2.25
20	15	<b>4604.720</b>	50	<b>351 620 794</b>	0.160	50	2.50
26	20	<b>4604.726</b>	50	<b>351 626 794</b>	0.260	50	3.00
32	25	<b>4607.732</b>	50	<b>351 632 794</b>	0.350	50	3.00

4606



**JRG Sanipex MT Pipe in coils isolated PE-Xc**  
**Multilayer pipe with condensate insulation**

- Description: in coils with insulation 0.035 W/mK
- Material: multilayer pipe PE-X/AL/PE-X

**JRG Sanipex MT Rohr in Ringen isoliert PE-Xc**  
**Mehrschichtverbundrohr mit Schwitzwasserdämmung**

- Beschreibung: in Ringen mit Dämmung 0.035 W/mK
- Material: Metallverbundrohr PE-X/AL/PE-X

d (mm)	DN (mm)	JRG Code	GF Code	SP	Weight (kg)	d1 (mm)	l (m)	s (mm)	s1 (mm)	kg/m
12	8	<b>4606.012</b>	<b>351 612 035</b>	50000	8.500	24	100	1.70	6	0.058
16	12	<b>4606.016</b>	<b>351 616 735</b>	25000	8.900	28	50	2.25	6	0.178
20	15	<b>4606.020</b>	<b>351 620 735</b>	1	12.950	32	50	2.50	6	0.259
26	20	<b>4606.026</b>	<b>351 626 735</b>	16666	18.200	38	50	3.00	6	0.364
32	25	<b>4606.032</b>	<b>351 632 735</b>	1	18.950	52	25	3.00	10	0.435

4606



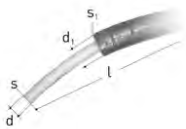
**JRG Sanipex MT Pipe in coils isolated PE-Xc**  
**Multilayer pipe with 50% insulation**

- Description: in coils with insulation 0.035 W/mK
- Material: multilayer pipe PE-X/AL/PE-X

**JRG Sanipex MT Rohr in Ringen isoliert PE-Xc**  
**Mehrschichtverbundrohr mit 50% Dämmung**

- Beschreibung: in Ringen mit Dämmung 0.035 W/mK
- Material: Metallverbundrohr PE-X/AL/PE-X

d (mm)	DN (mm)	JRG Code	GF Code	SP	Weight (kg)	d1 (mm)	l (m)	s (mm)	s1 (mm)	kg/m
12	8	<b>4606.112</b>	<b>351 612 036</b>	50000	9.800	32	100	1.70	10	0.098
16	12	<b>4606.116</b>	<b>351 616 736</b>	25000	11.300	36	50	2.25	10	0.226
20	15	<b>4606.120</b>	<b>351 620 736</b>	1	15.650	40	50	2.50	10	0.313
26	20	<b>4606.126</b>	<b>351 626 736</b>	16666	21.400	46	50	3.00	10	0.428
32	25	<b>4606.132</b>	<b>351 632 736</b>	8333	18.950	62	25	3.00	15	0.511



### JRG Sanipex MT ECO pipe in coils isolated PE-RT Multilayerpipe with 50% insulation

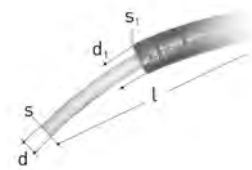
- Description: in coils with insulation 0.035 W/mK
- Material: multilayer pipe PE-RT/AL/PE-RT

### JRG Sanipex MT ECO Rohr in Ringen isoliert PE-RT Mehrschichtverbundrohr mit 50% Dämmung

- Beschreibung: in Ringen mit Dämmung 0.035 W/mK
- Material: Metallverbundrohr PE-RT/AL/PE-RT

d (mm)	DN (mm)	JRG Code	SP	Weight (kg/m)	GF Code	d1 (mm)	l (m)	s (mm)	s1 (mm)
16	12	<b>4606.816</b>	50	0.186	<b>351 616 795</b>	36	50	2.25	10
20	15	<b>4606.820</b>	50	0.207	<b>351 620 795</b>	40	50	2.50	10
26	20	<b>4606.826</b>	50	0.306	<b>351 626 795</b>	46	50	3.00	10

4606



### JRG Sanipex MT Pipe in coils isolated PE-Xc Multilayerpipe with 100% insulation

- Description: in coils with insulation 0.035 W/mK
- Material: multilayer pipe PE-X/AL/PE-X

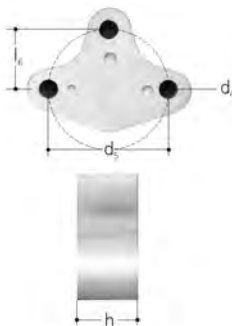
### JRG Sanipex MT Rohr in Ringen isoliert PE-Xc Mehrschichtverbundrohr mit 100% Dämmung

- Beschreibung: in Ringen mit Dämmung 0.035 W/mK
- Material: Metallverbundrohr PE-X/AL/PE-X

d (mm)	DN (mm)	JRG Code	GF Code	SP	Weight (kg)	d1 (mm)	l (m)	s (mm)	s1 (mm)	kg/m
16	12	<b>4606.216</b>	<b>351 616 737</b>	25000	19.950	56	50	2.25	20	0.399
20	15	<b>4606.220</b>	<b>351 620 737</b>	16666	25.050	60	50	2.50	20	0.501
26	20	<b>4606.226</b>	<b>351 626 737</b>	8333	15.975	66	25	3.00	20	0.639

## Fittings Armaturenanschlüsse, Dosen und Verteiler

4610



### Distance piece plastic

- Description: for fitting connector
  - Material: plastic
- For iFIT, INSTAFLEX, JRG Sanipex, JRG Sanipex MT

### Distanzstück Kunststoff

- Beschreibung: für Armaturenanschluss
  - Werkstoff: Kunststoff
- Für iFIT, INSTAFLEX, JRG Sanipex, JRG Sanipex MT

h (mm)	JRG Code	GF Code	SP	Weight (kg)	d4 (mm)	d5 (mm)	l6 (mm)
20	<b>4610.090</b>	<b>351 515 002</b>	5	0.030	6.4	40	20

4610



**JRG Sanipex MT Fitting connector single gunmetal**

- Description: to JRG Sanipex, JRG Sanipex MT pipes
- Material: gunmetal, plastic
- Connection: female thread, cone grip union
- Suitable for: 5409.010, 5409.012, 4610.090

**JRG Sanipex MT Armaturenanschluss einfach Rotguss**

- Beschreibung: für JRG Sanipex, JRG Sanipex MT Rohre
- Werkstoff: Rotguss, Kunststoff
- Anschluss: Innengewinde, Bördelverschraubung
- Passend zu: 5409.010, 5409.012, 4610.090

d (mm)	GN (inch)	JRG Code	GF Code	SP	Weight (kg)
16	½	4610.135	351 616 993	10	0.129
16	½	4610.150	351 616 908	10	0.175
16	½	4610.180	351 616 944	10	0.222
16	½	4610.195	351 616 958	10	0.260
20	½	4610.235	351 620 990	10	0.140
20	¾	4610.350	351 620 991	10	0.185
26	¾	4610.450	351 626 992	10	0.210

d (mm)	GN (inch)	d1 (mm)	d3 Rp (inch)	d4 (mm)	d5 (mm)	l (mm)	l1 (mm)	l3 (mm)	l4 (mm)	l5 (mm)	l6 (mm)	z1 (mm)
16	½	16	½	7	40	35	49	17	17	15	20	31
16	½	16	½	7	40	50	52	33	17	15	20	34
16	½	16	½	7	40	80	52	63	17	43	20	34
16	½	16	½	7	40	95	52	78	17	58	20	34
20	½	20	½	7	40	35	54	16	18	15	20	30
20	¾	20	¾	7	40	50	53	32	18	17	20	29
26	¾	26	¾	7	40	50	62	28	22	17	20	31

4610



**JRG Sanipex MT Fitting connector single gunmetal Internally coated**

- Description: to JRG Sanipex, JRG Sanipex MT pipes
- Temperature: max. 30°C
- Material: gunmetal, plastic
- Connection: female thread, cone grip union
- Suitable for: 5409.010, 5409.012, 4610.090

**JRG Sanipex MT Armaturenanschluss einfach Rotguss Innenbeschichtet**

- Beschreibung: für JRG Sanipex, JRG Sanipex MT Rohre
- Temperatur: max. 30°C
- Werkstoff: Rotguss, Kunststoff
- Anschluss: Innengewinde, Bördelverschraubung
- Passend zu: 5409.010, 5409.012, 4610.090

d (mm)	GN (inch)	JRG Code	GF Code	SP	Weight (kg)
16	½	4610.137	351 616 593	1	0.130
20	½	4610.237	351 620 590	1	0.150
20	¾	4610.357	351 620 591	1	0.190

d (mm)	GN (inch)	d1 (mm)	d3 Rp (inch)	d4 (mm)	d5 (mm)	l (mm)	l1 (mm)	l3 (mm)	l4 (mm)	l5 (mm)	l6 (mm)	z1 (mm)
16	½	16	½	7	49	35	49	35	17	15	20	31
20	½	20	½	7	52	35	52	35	17	15	20	30
20	¾	20	¾	7	40	50	51	33	17	17	20	29

4611



**JRG Sanipex MT Fitting connector double gunmetal**

- Description: to JRG Sanipex, JRG Sanipex MT pipes
- Material: gunmetal, plastic
- Connection: female thread, cone grip union
- Suitable to: 5409.011, 5409.012

**JRG Sanipex MT Armaturenanschluss doppelt Rotguss**

- Beschreibung: für JRG Sanipex, JRG Sanipex MT Rohre
- Werkstoff: Rotguss, Kunststoff
- Anschluss: Innengewinde, Bördelverschraubung
- Passend zu: 5409.011, 5409.012

d-d (mm)	GN (inch)	JRG Code	GF Code	SP	Weight (kg)
16 - 16	½	<b>4611.150</b>	<b>351 616 945</b>	5	0.270
20 - 16	½	<b>4611.160</b>	<b>351 620 949</b>	5	0.325
20 - 20	½	<b>4611.170</b>	<b>351 620 948</b>	5	0.290
16 - 16	½	<b>4611.180</b>	<b>351 616 946</b>	5	0.310
26 - 26	½	<b>4611.250</b>	<b>351 626 931</b>	2	0.440

d-d (mm)	GN (inch)	d1 (mm)	d2 (mm)	d3 Rp (inch)	d4 (mm)	d5 (mm)	d6 (mm)	l (mm)	l1 (mm)	l2 (mm)	l3 (mm)	l4 (mm)	l5 (mm)	l6 (mm)	z1 (mm)
16 - 16	½	16	16	½	7	28	34	50	52	52	35	17	25	40	34
20 - 16	½	16	20	½	7	28	34	50	55	62	62	17	25	44	37
20 - 20	½	20	20	½	7	28	34	50	62	62	37	17	25	50	39
16 - 16	½	16	16	½	7	28	34	80	52	52	63	17	43	40	34
26 - 26	½	26	26	½	7	28	34	50	70	70	32	22	25	50	40

d-d (mm)	GN (inch)	z2 (mm)
16 - 16	½	34
20 - 16	½	39
20 - 20	½	39
16 - 16	½	34
26 - 26	½	40

4613



**JRG Sanipex MT Fitting connector t-piece gunmetal**

- Description: to JRG Sanipex, Sanipex MT
- Material: gunmetal, plastic
- Connection: female thread, cone grip unions
- Suitable to: 5409.010, 4610.090

**JRG Sanipex MT Armaturenanschluss T-Stück Rotguss**

- Beschreibung: für JRG Sanipex, JRG Sanipex MT
- Werkstoff: Rotguss, Kunststoff
- Anschluss: Innengewinde, Bördelverschraubungen
- Passend zu: 5409.010, 4610.090

d-d (mm)	GN (inch)	JRG Code	GF Code	SP	Weight (kg)
16 - 16	½	<b>4613.100</b>	<b>351 616 947</b>	10	0.210
20 - 20	½	<b>4613.200</b>	<b>351 620 947</b>	10	0.260

d-d (mm)	GN (inch)	d1 (mm)	d3 Rp (inch)	d4 (mm)	d5 (mm)	l (mm)	l1 (mm)	l3 (mm)	l4 (mm)	l5 (mm)	l6 (mm)	z (mm)
16 - 16	½	16	½	7	40	88	44	34	17	26	20	25
20 - 20	½	20	½	7	40	104	52	34	17	26	20	30

4615



### JRG Sanipex MT Transition bend MF gunmetal For GEBERIT MasterFix

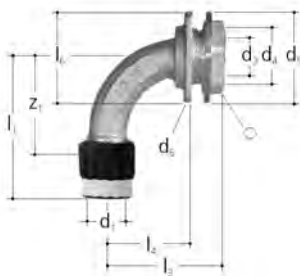
- Description: Compatible to GEBERIT male thread MF 1/2"
- Material: gunmetal, plastic
- Connection: loose nut, cone grip union

### JRG Sanipex MT Übergangsbogen MF Rotguss Für GEBERIT MasterFix

- Beschreibung: Passend zu GEBERIT Aussengewinde MF 1/2"
- Werkstoff: Rotguss, Kunststoff
- Anschluss: Lose Mutter, Bördelverschraubung

d	GN	Size	JRG	GF	SP	Weight	d1	d2	Rp	l1	l2	z1
(mm)	(inch)	(inch)	Code	Code		(kg)	(mm)	(mm)	(inch)	(mm)	(mm)	(mm)
16	½	½	4615.116	351 616 932	5	0.105	16	½	46	37	27	

4615



### JRG Sanipex MT Bend for concealed cistern gunmetal

- Description: to JRG Sanipex, JRG Sanipex MT pipes
  - Material: gunmetal, plastic
  - Connection: fixing nut, female thread, cone grip unions
- \*as long as stock last

### JRG Sanipex MT Bogen für UP Spülkasten Rotguss

- Beschreibung: für JRG Sanipex, JRG Sanipex MT Rohre
  - Werkstoff: Rotguss, Kunststoff
  - Anschluss: Befestigungsmutter, Innengewinde, Bördelverschraubung
- \*solange Vorrat

d	Size	GN	JRG	GF	SP	Weight
(mm)	(inch)	(inch)	Code	Code		(kg)
* 16	½	½	4615.100	351 616 948	1	0.200

d	d1	d3	Rp	d4	G	d5	d6	l1	l3	l4	l6	z1	⊘
(mm)	(mm)	(mm)	(inch)	(inch)	(mm)	(mm)	(mm)	(mm)	(mm)	(mm)	(mm)	(mm)	(mm)
* 16	16	16	½	¾	42	5	65	53	38	40	49	32	

4616



### JRG Sanipex MT transition t-piece MF gunmetal For GEBERIT MasterFix

- Description: Compatible to GEBERIT male thread MF 1/2"
- Material: gunmetal, plastic
- Connection: loose nut, cone grip union

### JRG Sanipex MT Übergangs T-Stück MF Rotguss Für GEBERIT MasterFix

- Beschreibung: Passend zu GEBERIT Aussengewinde MF 1/2"
- Werkstoff: Rotguss, Kunststoff
- Anschluss: Lose Mutter, Bördelverschraubung

d-d	d	GN	Size	JRG	GF	SP	Weight
(mm)	(mm)	(inch)	(inch)	Code	Code		(kg)
16 - 16	16	½	½	4616.116	351 616 933	5	0.145

d-d	d1	d2	d3	Rp	l	l1	l2	l3	z1	z2
(mm)	(mm)	(mm)	(mm)	(inch)	(mm)	(mm)	(mm)	(mm)	(mm)	(mm)
16 - 16	16	16	16	½	92	46	46	37	25	25

4616



**JRG Sanipex MT T-piece for concealed cisterns gunmetal**  
**Connection external**

- Description: to JRG Sanipex, JRG Sanipex MT pipes
- Material: gunmetal, plastic
- Connection: fixing nut, female thread, cone grip unions
- \*as long as stock last

**JRG Sanipex MT T-Stück für UP Spülkasten Rotguss**  
**Anschluss ausserhalb**

- Beschreibung: für JRG Sanipex, JRG Sanipex MT Rohre
- Werkstoff: Rotguss, Kunststoff
- Anschluss: Befestigungsmutter, Innengewinde, Bördelverschraubung
- \*solange Vorrat

	d	Size	d-d	GN	JRG	GF	SP	Weight
	(mm)	(inch)	(mm)	(inch)	Code	Code		(kg)
*	16	½	16 - 16	½	<b>4616.100</b>	<b>351 616 949</b>	1	0.350

	d1	d2	d3 Rp	d4 G	d5	d6	l	l1	l2	l3	l4	l6	z1	z2	⊙
	(mm)	(mm)	(inch)	(inch)	(mm)	(mm)	(mm)	(mm)	(mm)	(mm)	(mm)	(mm)	(mm)	(mm)	(mm)
*	16	16	½	¾	42	5	130	65	65	53	38	40	46	46	32

4620



**JRG Sanipex MT Wall penetration single gunmetal**

- Description: to JRG Sanipex, JRG Sanipex MT pipes
- Material: gunmetal, plastic
- Connection: female thread, male thread, cone grip unions

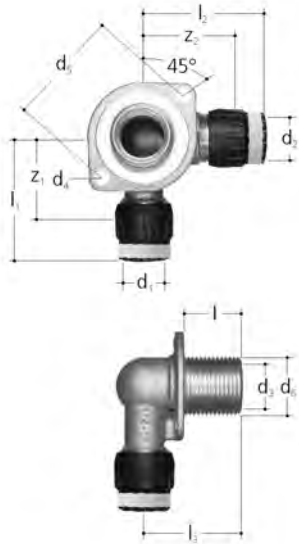
**JRG Sanipex MT Wanddurchführung einfach Rotguss**

- Beschreibung: für JRG Sanipex, JRG Sanipex MT Rohre
- Werkstoff: Rotguss, Kunststoff
- Anschluss: Innengewinde, Aussengewinde, Bördelverschraubungen

d	GN	JRG	GF	SP	Weight
(mm)	(inch)	Code	Code		(kg)
16	½	<b>4620.125</b>	<b>351 616 950</b>	10	0.140
16	½	<b>4620.140</b>	<b>351 616 951</b>	10	0.170
16	½	<b>4620.155</b>	<b>351 616 952</b>	10	0.190
16	½	<b>4620.165</b>	<b>351 616 953</b>	10	0.230

d	GN	d1	d3 Rp	d4	d5	d6 G	l	l1	l3	z1
(mm)	(inch)	(mm)	(inch)	(mm)	(mm)	(inch)	(mm)	(mm)	(mm)	(mm)
16	½	16	½	7	50	¾	25	51	42	32
16	½	16	½	7	50	¾	40	51	57	32
16	½	16	½	7	50	¾	55	51	72	32
16	½	16	½	7	50	¾	65	51	82	32

4621



**JRG Sanipex MT Wall penetration double gunmetal**

- Description: to JRG Sanipex, JRG Sanipex MT pipes
- Material: gunmetal, plastic
- Connection: female thread, male thread, cone grip unions
- \*as long as stock last

**JRG Sanipex MT Wanddurchführung doppelt Rotguss**

- Beschreibung: für JRG Sanipex, JRG Sanipex MT Rohre
- Werkstoff: Rotguss, Kunststoff
- Anschluss: Innengewinde, Aussengewinde, Bördelverschraubungen
- \*solange Vorrat

	d-d (mm)	GN (inch)	JRG Code	GF Code	SP	Weight (kg)
*	16 - 16	½	4621.125	351 616 954	10	0.216
*	16 - 16	½	4621.140	351 616 955	10	0.241
	16 - 16	½	4621.155	351 616 956	10	0.263

	d-d (mm)	GN (inch)	d1 (mm)	d2 (mm)	d3 Rp (inch)	d4 (mm)	d5 (mm)	d6 G (inch)	l (mm)	l1 (mm)	l2 (mm)	l3 (mm)	z1 (mm)	z2 (mm)
*	16 - 16	½	16	16	½	7	50	¾	25	55	55	42	36	36
*	16 - 16	½	16	16	½	7	50	¾	40	55	55	57	36	36
	16 - 16	½	16	16	½	7	50	¾	55	55	55	72	36	36

4625



**JRG Sanipex MT Fitting connector concealed double gunmetal**

- Description: to JRG Sanipex, JRG Sanipex MT pipes
- Material: gunmetal, plastic
- Connection: male thread, cone grip union

**JRG Sanipex MT Armaturenanschluss UP doppelt Rotguss**

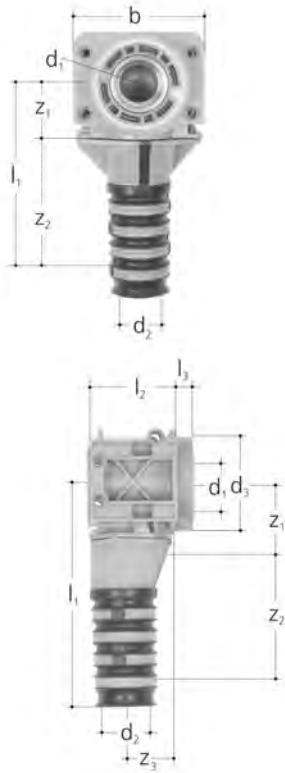
- Beschreibung: für JRG Sanipex, JRG Sanipex MT Rohre
- Werkstoff: Rotguss, Kunststoff
- Anschluss: Aussengewinde, Bördelverschraubung

	d (mm)	GN (inch)	JRG Code	GF Code	SP	Weight (kg)	b1 (mm)	d1 (mm)	d2 R (inch)	l1 (mm)	l2 (mm)	z1 (mm)
	16-16	½	4625.150	351 616 190	2	0.205	40	16	½	61	80	40
	20-20	½	4625.170	351 620 190	2	0.260	50	20	½	72	80	45



4630

**JRG Sanipex MT Box 90° single gunmetal**



- Material: gunmetal, plastic
- Connection: female thread
- Consisting of: box body, box foot, bend, cone grip union

**JRG Sanipex MT Dose 90° einfach Rotguss**

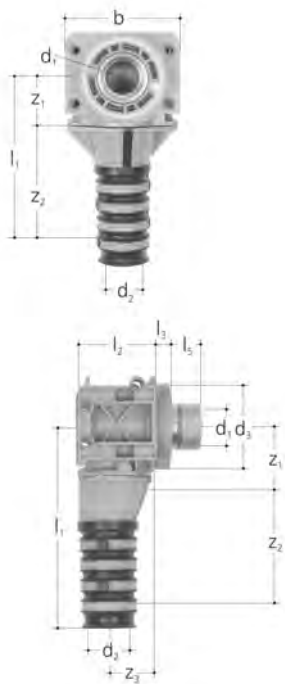
- Werkstoff: Rotguss, Kunststoff
- Anschluss: Innengewinde
- Bestehend aus: Dosenkörper, Dosenfuss, Bördelverschraubungen

d	GN	JRG	GF	SP	Weight
(mm)	(inch)	Code	Code		(kg)
16	½	<b>4630.100</b>	<b>351 616 760</b>	15	0.223
20	½	<b>4630.200</b>	<b>351 620 760</b>	15	0.270
20	¾	<b>4630.300</b>	<b>351 620 761</b>	15	0.265

d	GN	b	d1 Rp	d2	d3	l1	l2	l3	z1	z2	z3
(mm)	(inch)	(mm)	(inch)	(mm)	(mm)	(mm)	(mm)	(mm)	(mm)	(mm)	(mm)
16	½	64	½	25	47	108	42	9	36	60	24
20	½	64	½	29	47	108	42	9	36	70	21
20	¾	64	¾	29	47	108	42	9	36	70	21

4630

**JRG Sanipex MT Box 90° gunmetal  
With extended threaded connection**



- Material: gunmetal, plastic
- Connection: female thread
- Consisting of: box body, box foot, bend, cone grip union

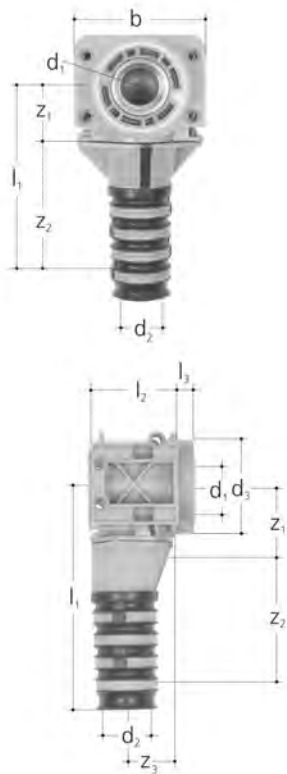
**JRG Sanipex MT Dose 90° Rotguss  
Mit verlängertem Anschlussgewinde**

- Werkstoff: Rotguss, Kunststoff
- Anschluss: Innengewinde
- Bestehend aus: Dosenkörper, Dosenfuss, Bördelverschraubungen

d	GN	JRG	GF	SP	Weight
(mm)	(inch)	Code	Code		(kg)
16	½	<b>4630.180</b>	<b>351 616 761</b>	15	0.277

d	GN	b	d1 Rp	d2	d3	l1	l2	l3	l5	z1	z2	z3
(mm)	(inch)	(mm)	(inch)	(mm)	(mm)	(mm)	(mm)	(mm)	(mm)	(mm)	(mm)	(mm)
16	½	64	½	25	47	108	42	9	20	36	60	24

4630



**JRG Sanipex MT Box 90° single gunmetal  
Internally coated**

- Material: gunmetal, plastic
- Connection: female thread
- Consisting of: box body, box foot, bend, cone grip union

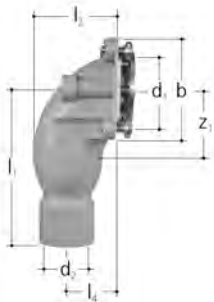
**JRG Sanipex MT Dose 90° einfach Rotguss  
Innenbeschichtet**

- Werkstoff: Rotguss, Kunststoff
- Anschluss: Innengewinde
- Bestehend aus: Dosenkörper, Dosenfuss, Bördelverschraubungen

d (mm)	GN (inch)	JRG Code	GF Code	SP	Weight (kg)
16	½	4630.107	351 616 660	1	0.223
20	½	4630.207	351 620 660	1	0.270
20	¾	4630.307	351 620 662	1	0.265

d (mm)	GN (inch)	d1 Rp (inch)	d2 (mm)	d3 (mm)	l1 (mm)	l2 (mm)	l3 (mm)	z1 (mm)	z2 (mm)	z3 (mm)
16	½	½	25	47	108	42	9	36	60	24
20	½	½	29	47	108	42	9	36	70	21
20	¾	¾	29	47	108	42	9	36	70	21

4632



**JRG Sanipex MT Box 90° for concealed cistern gunmetal**

- Description: to JRG Sanipex, JRG Sanipex MT pipes
- Material: gunmetal, plastic
- Connection: flange, female thread
- \*as long as stock last

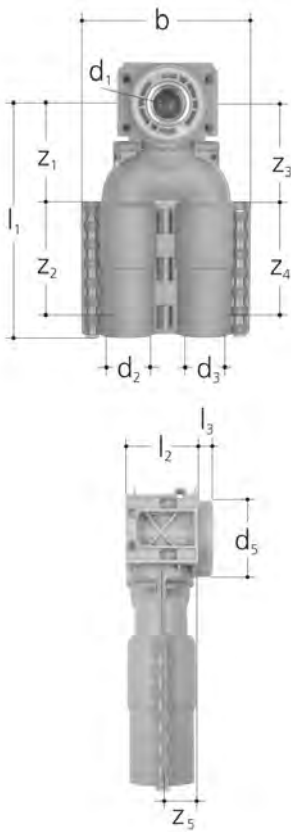
**JRG Sanipex MT Dose 90° für UP Spülkasten einfach Rotguss**

- Beschreibung: für JRG Sanipex, JRG Sanipex MT Rohre
- Werkstoff: Rotguss, Kunststoff
- Anschluss: Flange, Innengewinde
- \*solange Vorrat

	d (mm)	GN (inch)	JRG Code	GF Code	SP	Weight (kg)
*	16	½	4632.100	351 616 962	1	0.170

	d (mm)	GN (inch)	b (mm)	d1 Rp (inch)	d2 (mm)	l1 (mm)	l2 (mm)	l4 (mm)	z1 (mm)
*	16	½	50	½	25	80	43	25	29

4634



**JRG Sanipex MT Box 90° double gunmetal**

- Material: gunmetal, plastic
- Connection: female thread
- Consisting of: box body, box foot, bend, cone grip union

**JRG Sanipex MT Dose 90° doppelt Rotguss**

- Werkstoff: Rotguss, Kunststoff
- Anschluss: Innengewinde
- Bestehend aus: Dosenkörper, Dosenfuss, Bördelverschraubungen

d-d (mm)	GN (inch)	JRG Code	GF Code	SP	Weight (kg)
16 - 16	½	4634.100	351 616 764	10	0.390
20 - 16	½	4634.200	351 620 762	10	0.360
20 - 20	½	4634.300	351 620 764	10	0.395

d-d (mm)	GN (inch)	b (mm)	d1 Rp (inch)	d2 (mm)	d3 (mm)	d5 (mm)	l1 (mm)	l2 (mm)	l3 (mm)	z1 (mm)	z2 (mm)	z3 (mm)	z4 (mm)	z5 (mm)
16 - 16	½	100	½	25	25	47	134	42	9	68	60	68	60	21
20 - 16	½	100	½	29	25	47	134	42	9	73	50	73	50	21
20 - 20	½	110	½	29	29	47	134	42	9	73	50	73	50	21

4640



**JRG Sanipex MT Manifold 1-fold gunmetal**


- Description: to JRG Sanipex, JRG Sanipex MT pipes
- Material: gunmetal, plastic
- Connection: loose nut, flat gasket, male thread, cone grip union

**JRG Sanipex MT Verteiler 1-fach Rotguss**

- Beschreibung: für JRG Sanipex, JRG Sanipex MT Rohre
- Werkstoff: Rotguss, Kunststoff
- Anschluss: Lose Mutter, Flachdichtung, Aussengewinde, Bördelverschraubung

d	Size	JRG Code	GF Code	SP	Weight (kg)	d1 G (inch)	l1 (mm)	l2 (mm)	l3 (mm)	l5 (mm)	z1 (mm)	○ (mm)
16	1	4640.116	351 616 965	1	0.210	1	55	50	24	31	31	37
20	1	4640.120	351 620 965	1	0.210	1	55	60	24	31	38	37

4640



### JRG Sanipex MT Manifold 2-fold gunmetal

- Description: to JRG Sanipex, JRG Sanipex MT pipes
- Material: gunmetal, plastic
- Connection: loose nut, flat gasket, male thread, cone grip union

### JRG Sanipex MT Verteiler 2-fach Rotguss

- Beschreibung: für JRG Sanipex, JRG Sanipex MT Rohre
- Werkstoff: Rotguss, Kunststoff
- Anschluss: Lose Mutter, Flachdichtung, Aussengewinde, Bördelverschraubung

d	Size	JRG	GF	SP	Weight
(mm)	(inch)	Code	Code		(kg)
16	1	<b>4640.216</b>	<b>351 616 966</b>	1	0.320
20	1	<b>4640.220</b>	<b>351 620 966</b>	1	0.465

d	Size	d1 G	l1	l2	l3	l4	l5	z1	⊘
(mm)	(inch)	(inch)	(mm)	(mm)	(mm)	(mm)	(mm)	(mm)	(mm)
16	1	1	110	50	24	55	31	31	37
20	1	1	110	60	24	55	31	38	37

4640



### JRG Sanipex MT Manifold 3-fold gunmetal

- Description: to JRG Sanipex, JRG Sanipex MT pipes
- Material: gunmetal, plastic
- Connection: loose nut, flat gasket, male thread, cone grip union


### JRG Sanipex MT Verteiler 3-fach Rotguss

- Beschreibung: für JRG Sanipex, JRG Sanipex MT Rohre
- Werkstoff: Rotguss, Kunststoff
- Anschluss: Lose Mutter, Flachdichtung, Aussengewinde, Bördelverschraubung

d	Size	JRG	GF	SP	Weight
(mm)	(inch)	Code	Code		(kg)
16	1	<b>4640.316</b>	<b>351 616 967</b>	1	0.515
20	1	<b>4640.320</b>	<b>351 620 967</b>	1	0.490

d	Size	d1 G	l1	l2	l3	l4	l5	z1	⊘
(mm)	(inch)	(inch)	(mm)	(mm)	(mm)	(mm)	(mm)	(mm)	(mm)
16	1	1	165	50	24	55	31	31	37
20	1	1	165	60	24	55	31	38	37

4640



### JRG Sanipex MT Manifold 4-fold gunmetal

- Description: to JRG Sanipex, JRG Sanipex MT pipes
- Material: gunmetal, plastic
- Connection: loose nut, flat gasket, male thread, cone grip union

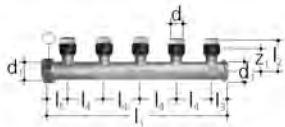
### JRG Sanipex MT Verteiler 4-fach Rotguss

- Beschreibung: für JRG Sanipex, JRG Sanipex MT Rohre
- Werkstoff: Rotguss, Kunststoff
- Anschluss: Lose Mutter, Flachdichtung, Aussengewinde, Bördelverschraubung

d	Size	JRG	GF	SP	Weight
(mm)	(inch)	Code	Code		(kg)
16	1	<b>4640.416</b>	<b>351 616 968</b>	1	0.590

d	Size	d1 G	l1	l2	l3	l4	l5	z1	⊘
(mm)	(inch)	(inch)	(mm)	(mm)	(mm)	(mm)	(mm)	(mm)	(mm)
16	1	1	220	50	24	55	31	31	37

4640



### JRG Sanipex MT Manifold 5-fold gunmetal

- Description: to JRG Sanipex, JRG Sanipex MT pipes
- Material: gunmetal, plastic
- Connection: loose nut, flat gasket, male thread, cone grip union

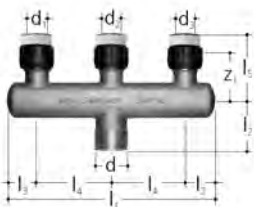
### JRG Sanipex MT Verteiler 5-fach Rotguss

- Beschreibung: für JRG Sanipex, JRG Sanipex MT Rohre
- Werkstoff: Rotguss, Kunststoff
- Anschluss: Lose Mutter, Flachdichtung, Aussengewinde, Bördelverschraubung

d	Size	JRG	GF	SP	Weight
(mm)	(inch)	Code	Code		(kg)
16	1	<b>4640.516</b>	<b>351 616 969</b>	1	0.700

d	Size	d1	G	l1	l2	l3	l4	l5	z1	z2
(mm)	(inch)	(inch)	(mm)	(mm)	(mm)	(mm)	(mm)	(mm)	(mm)	(mm)
16	1	1	275	50	24	55	31	31	37	

4645



### JRG Sanipex MT Manifold concealed 3-fold gunmetal

- Description: to JRG Sanipex, JRG Sanipex MT pipes
- Material: gunmetal, plastic
- Connection: male thread, cone grip union

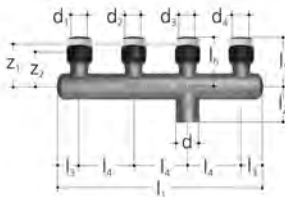
### JRG Sanipex MT UP-Verteiler 3-fach Rotguss

- Beschreibung: für JRG Sanipex, JRG Sanipex MT Rohre
- Werkstoff: Rotguss, Kunststoff
- Anschluss: Aussengewinde, Bördelverschraubung

d-d-d	d	Size	d	R	JRG	GF	SP	Weight
(mm)	(mm)	(inch)	(inch)		Code	Code		(kg)
16 - 16 - 16	16	¾	¾		<b>4645.050</b>	<b>351 616 970</b>	1	0.430

d-d-d	d1	d2	d3	l1	l2	l3	l4	l5	z1
(mm)	(mm)	(mm)	(mm)	(mm)	(mm)	(mm)	(mm)	(mm)	(mm)
16 - 16 - 16	16	16	16	155	37	23	55	50	31

4645



### JRG Sanipex MT Manifold concealed 4-fold gunmetal

- Description: to JRG Sanipex, JRG Sanipex MT pipes
- Material: gunmetal, plastic
- Connection: male thread, cone grip union

### JRG Sanipex MT UP-Verteiler 4-fach Rotguss

- Beschreibung: für JRG Sanipex, JRG Sanipex MT Rohre
- Werkstoff: Rotguss, Kunststoff
- Anschluss: Aussengewinde, Bördelverschraubung

d-d-d-d	d	Size	d	R	JRG	GF	SP	Weight
(mm)	(mm)	(inch)	(inch)		Code	Code		(kg)
16 - 16 - 16 - 16	16	¾	¾		<b>4645.100</b>	<b>351 616 971</b>	1	0.570
16 - 16 - 20 - 16	20	¾	¾		<b>4645.200</b>	<b>351 620 971</b>	1	0.560

d-d-d-d	d1	d2	d3	d4	l1	l2	l3	l4	l5	l6	z1	z2
(mm)	(mm)	(mm)	(mm)	(mm)	(mm)	(mm)	(mm)	(mm)	(mm)	(mm)	(mm)	(mm)
16 - 16 - 16 - 16	16	16	16	16	210	37	23	55	50	50	31	31
16 - 16 - 20 - 16	16	16	20	16	210	37	23	55	50	60	38	31

**JRG Sanipex MT T-piece equal PPSU**


- Description: for JRG Sanipex d16/20, JRG Sanipex MT Pipes
- Material: PPSU, PA
- Connection: cone grip union

**JRG Sanipex MT T-Stück egal PPSU**

- Beschreibung: für JRG Sanipex d16/20, JRG Sanipex MT Rohre
- Werkstoff: PPSU, PA
- Anschluss: Bördelverschraubung

d (mm)	d-d-d (mm)	JRG Code	GF Code	SP	Weight (kg)
16	16 - 16 - 16	<b>4650.016</b>	<b>351 616 921</b>	10	0.040
20	20 - 20 - 20	<b>4650.020</b>	<b>351 620 921</b>	20	0.070
26	26 - 26 - 26	<b>4650.026</b>	<b>351 626 921</b>	10	0.130
32	32 - 32 - 32	<b>4650.032</b>	<b>351 632 921</b>	5	0.220
40	40 - 40 - 40	<b>4650.040</b>	<b>351 640 921</b>	1	0.420
50	50 - 50 - 50	<b>4650.050</b>	<b>351 650 821</b>	1	0.660
63	63 - 63 - 63	<b>4650.063</b>	<b>351 663 821</b>	1	1.295

d1 (mm)	d2 (mm)	d3 (mm)	l1 (mm)	l2 (mm)	l3 (mm)	z1 (mm)	z2 (mm)	z3 (mm)
16	16	16	46	46	46	27	27	27
20	20	20	55	55	55	31	31	31
26	26	26	68	68	68	39	39	39
32	32	32	82	82	82	45	45	45
40	40	40	99	99	99	55	55	55
50	50	50	114	114	114	64	64	64
63	63	63	142	142	142	79	79	79

**JRG Sanipex MT Insulation box EPP  
For t-piece**

- Description: Half shells made of EPP for an easy, professional and economical insulation of JRG Sanipex MT fittings
- Material: Expanded polypropylene (EPP)
- Temperature: max. 110°C
- Thermal conductivity: 0.035 W/mK according EN 12667
- Building material class: B2 according DIN 4102 and E according EN 13501-1

**JRG Sanipex MT Dämmschalen EPP  
Für T-Stück**

- Beschrieb: Dämmschalen aus EPP zur einfachen, fachgerechten und normkonformen Dämmung von JRG Sanipex MT Fittings
- Werkstoff: Expandiertes Polypropylen (EPP)
- Temperatur: max. 110°C
- Wärmeleitfähigkeit: 0.035 W/mK (nach EN 12667)
- Baustoffklasse: B2 (nach DIN 4102) bzw. E (nach EN 13501-1)

d (mm)	JRG Code	GF Code	Weight (kg)	d1 (mm)	l1 (mm)	l2 (mm)	l3 (mm)
16	<b>4650.516</b>	<b>351 616 665</b>	0.013	58	47	47	47
20	<b>4650.520</b>	<b>351 620 665</b>	0.018	62	56	56	56
26	<b>4650.526</b>	<b>351 626 665</b>	0.025	68	70	70	70
32	<b>4650.532</b>	<b>351 632 665</b>	0.045	95	84	84	84
40	<b>4650.540</b>	<b>351 640 665</b>	0.085	122	101	101	101
50	<b>4650.550</b>	<b>351 650 665</b>	0.115	134	117	117	117
63	<b>4650.563</b>	<b>351 663 665</b>	0.259	164	144	144	144

4652



### JRG Sanipex MT T-piece reduced PPSU

- Description: for JRG Sanipex d16/20, JRG Sanipex MT Pipes
- Material: PPSU, PA
- Connection: cone grip union

### JRG Sanipex MT T-Stück reduziert PPSU

- Beschreibung: für JRG Sanipex d16/20, JRG Sanipex MT Rohre
- Werkstoff: PPSU, PA
- Anschluss: Bördelverschraubung

d (mm)	d-d-d (mm)	JRG Code	GF Code	SP	Weight (kg)
20	20 - 16 - 16	4652.110	351 620 924		0.050
20	20 - 16 - 20	4652.112	351 620 926		0.060
20	20 - 20 - 16	4652.114	351 620 927	20	0.060
26	26 - 16 - 26	4652.214	351 626 924	10	0.100
26	26 - 20 - 20	4652.218	351 626 928	15	0.095
26	26 - 20 - 26	4652.220	351 626 925	10	0.110
26	26 - 26 - 20	4652.222	351 626 929	10	0.110
32	32 - 16 - 32	4652.316	351 632 924	5	0.170
32	32 - 20 - 32	4652.324	351 632 928	5	0.180
32	32 - 26 - 26	4652.330	351 632 930	5	0.170
32	32 - 26 - 32	4652.332	351 632 929	5	0.181
40	40 - 26 - 32	4652.426	351 640 932	1	0.280
40	40 - 26 - 40	4652.428	351 640 928	1	0.330
40	40 - 32 - 32	4652.436	351 640 931	1	0.310
40	40 - 32 - 40	4652.438	351 640 930	1	0.360

d1 (mm)	d2 (mm)	d3 (mm)	l1 (mm)	l2 (mm)	l3 (mm)	z1 (mm)	z2 (mm)	z3 (mm)
20	16	16	55	48	46	31	29	27
20	16	20	55	48	55	31	29	31
20	20	16	55	55	48	31	31	29
26	16	26	68	52	68	39	33	39
26	20	20	68	59	55	39	35	31
26	20	26	68	59	68	39	35	39
26	26	20	68	68	59	39	39	35
32	16	32	82	57	82	45	38	45
32	20	32	82	64	82	45	40	45
32	26	26	82	73	68	45	44	39
32	26	32	82	73	82	45	44	45
40	26	32	99	79	82	55	50	45
40	26	40	99	79	99	55	50	55
40	32	32	99	89	82	55	52	45
40	32	40	99	89	99	55	52	55

4652



### JRG Sanipex MT T-piece reduced PPSU

- Description: to JRG Sanipex MT pipes
- Material: PPSU, PA
- Connection: cone grip union

### JRG Sanipex MT T-Stück reduziert PPSU

- Beschreibung: zu JRG Sanipex MT Rohre
- Werkstoff: PPSU, PA
- Anschluss: Bördelverschraubung

d (mm)	d-d-d (mm)	JRG Code	GF Code	SP	Weight (kg)
50	50 - 26 - 50	<b>4652.530</b>	<b>351 650 827</b>	1	0.500
50	50 - 32 - 50	<b>4652.534</b>	<b>351 650 828</b>	1	0.525
50	50 - 40 - 40	<b>4652.544</b>	<b>351 650 829</b>	1	0.490
50	50 - 40 - 50	<b>4652.546</b>	<b>351 650 830</b>	1	0.570
63	63 - 26 - 63	<b>4652.634</b>	<b>351 663 828</b>	1	0.925
63	63 - 32 - 63	<b>4652.638</b>	<b>351 663 829</b>	1	0.955
63	63 - 40 - 63	<b>4652.642</b>	<b>351 663 830</b>	1	1.000
63	63 - 50 - 63	<b>4652.656</b>	<b>351 663 831</b>	1	1.105

d1 (mm)	d2 (mm)	d3 (mm)	l1 (mm)	l2 (mm)	l3 (mm)	z1 (mm)	z2 (mm)	z3 (mm)
50	26	50	114	75	114	63	46	63
50	32	50	114	85	114	63	48	63
50	40	40	114	96	96	63	52	52
50	40	50	114	96	114	63	52	63
63	26	63	142	84	142	79	55	79
63	32	63	142	94	142	79	57	79
63	40	63	142	104	142	79	60	79
63	50	63	142	120	142	79	69	79

4654



### JRG Sanipex MT T-piece gunmetal With female thread

- Description: to JRG Sanipex MT pipes
- Material: gunmetal, plastic
- Connection: female thread, cone grip union

### JRG Sanipex MT T-Stück Rotguss Mit Innengewinde

- Beschreibung: zu JRG Sanipex MT Rohre
- Werkstoff: Rotguss, Kunststoff
- Anschluss: Innengewinde, Bördelverschraubung

d (mm)	Size (inch)	d-d (mm)	GN (inch)	JRG Code	GF Code	SP	Weight (kg)
16	½	16 - 16	½	<b>4654.110</b>	<b>351 616 044</b>	5	0.130
20	½	20 - 20	½	<b>4654.210</b>	<b>351 620 944</b>	5	0.190
26	½	26 - 26	½	<b>4654.220</b>	<b>351 626 944</b>	5	0.270
26	¾	26 - 26	¾	<b>4654.250</b>	<b>351 626 945</b>	5	0.295
32	½	32 - 32	½	<b>4654.290</b>	<b>351 632 944</b>	5	0.410
32	¾	32 - 32	¾	<b>4654.310</b>	<b>351 632 945</b>	5	0.430

table continued on the next page





d1	d2 Rp	d3	l	l1	l2	l3	z1	z2	z3
(mm)	(inch)	(mm)	(mm)	(mm)	(mm)	(mm)	(mm)	(mm)	(mm)
16	½	16	108	54	27	54	35	12	35
20	½	20	125	63	28	63	39	13	39
26	½	26	149	70	34	70	41	19	41
26	¾	26	149	70	34	70	41	18	41
32	½	32	172	86	34	86	49	19	49
32	¾	32	182	86	34	86	49	18	49

4654



**JRG Sanipex MT T-piece gunmetal**  
With female thread and internally coated

- Description: to JRG Sanipex MT pipes
- Temperature: max. 30°C
- Material: gunmetal, plastic
- Connection: female thread, cone grip union

**JRG Sanipex MT T-Stück Rotguss**  
Innenbeschichtet, mit Innengewinde

- Beschreibung: zu JRG Sanipex MT Rohre
- Temperatur: max. 30°C
- Werkstoff: Rotguss, Kunststoff
- Anschluss: Innengewinde, Bördelverschraubung

d-d	d	Size	GN	JRG	GF	SP	Weight
(mm)	(mm)	(inch)	(inch)	Code	Code		(kg)
16 - 16	16	½	½	<b>4654.117</b>	<b>351 616 544</b>	1	0.140
20 - 20	20	½	½	<b>4654.217</b>	<b>351 620 544</b>	1	0.190
26 - 26	26	½	½	<b>4654.227</b>	<b>351 626 544</b>	1	0.275
26 - 26	26	¾	¾	<b>4654.257</b>	<b>351 626 545</b>	1	0.290
32 - 32	32	¾	¾	<b>4654.317</b>	<b>351 632 545</b>	1	0.430

d-d	d1	d2 Rp	d3	l	l1	l2	l3	z1	z2	z3
(mm)	(mm)	(inch)	(mm)	(mm)	(mm)	(mm)	(mm)	(mm)	(mm)	(mm)
16 - 16	16	½	16	108	54	27	54	35	12	35
20 - 20	20	½	20	125	63	28	63	39	13	39
26 - 26	26	½	26	149	70	34	70	41	19	41
26 - 26	26	¾	26	149	70	34	70	41	18	41
32 - 32	32	¾	32	182	86	34	86	49	18	49

4655



**JRG Sanipex MT T-piece gunmetal  
With male thread**

- Description: to JRG Sanipex, JRG Sanipex MT pipes
- Material: gunmetal, plastic
- Connection: male thread, cone grip union

**JRG Sanipex MT T-Stück Rotguss  
Mit Aussengewinde**

- Beschreibung: für JRG Sanipex, JRG Sanipex MT Rohre
- Werkstoff: Rotguss, Kunststoff
- Anschluss: Aussengewinde, Bördelverschraubung

d (mm)	GN (inch)	d-d (mm)	Size (inch)	JRG Code	GF Code	SP	Weight (kg)
16	½	16 - 16	½	<b>4655.100</b>	<b>351 616 972</b>	10	0.100
16	¾	16 - 16	¾	<b>4655.200</b>	<b>351 616 973</b>	10	0.135
20	¾	20 - 20	¾	<b>4655.220</b>	<b>351 620 973</b>	10	0.170

d (mm)	GN (inch)	d-d (mm)	Size (inch)	d1 Rp (inch)	l1 (mm)	l2 (mm)	l3 (mm)	z2 (mm)	z3 (mm)
16	½	16 - 16	½	½	29	44	44	26	26
16	¾	16 - 16	¾	¾	35	44	44	26	26
20	¾	20 - 20	¾	¾	35	52	52	30	30

4657



**JRG Sanipex MT T-piece gunmetal  
With manifold connection**

- Description: to JRG Sanipex d25, JRG Sanipex MT pipes
- Material: gunmetal, plastic
- Connection: male thread, cone grip union

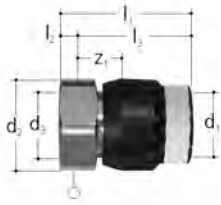
**JRG Sanipex MT T-Stück Rotguss  
Mit Verteileranschluss**

- Beschreibung: für JRG Sanipex d25, JRG Sanipex MT Rohre
- Werkstoff: Rotguss, Kunststoff
- Anschluss: Aussengewinde, Bördelverschraubung

d (mm)	GN (inch)	Size (inch)	JRG Code	GF Code	SP	Weight (kg)
26	1	1	<b>4657.250</b>	<b>351 626 943</b>	2	0.281
32	1	1	<b>4657.310</b>	<b>351 632 943</b>	2	0.419

d (mm)	GN (inch)	Size (inch)	d1 (mm)	d3 (mm)	d2 G (inch)	l (mm)	l1 (mm)	l2 (mm)	l3 (mm)	z1 (mm)	z3 (mm)	z2 (mm)
26	1	1	26	26	1	140	70	30	70	41	41	22
32	1	1	32	32	1	172	86	30	86	49	49	22

4663



### JRG Sanipex MT Transition gunmetal With cone

- Description: for heating element connection
- Material: gunmetal, plastic
- Connection: female thread, gasket, insert-Eurocone, cone grip union

### JRG Sanipex MT Übergang Rotguss Mit Konus

- Beschreibung: Für den Heizkörperanschluss
- Werkstoff: Rotguss, Kunststoff
- Anschluss: Innengewinde, Dichtung, Einlegeteil-Eurokonus, Bördelverschraubung

d (mm)	JRG Code	GF Code	SP	Weight (kg)	d1 (mm)	d2 G (inch)	d3 (mm)	l1 (mm)	l2 (mm)	l3 (mm)	z1 (mm)	○ (mm)
16	<b>4663.016</b>	<b>351 564 402</b>	10	0.065	16	¾	18	42	8	34	15	32
20	<b>4663.020</b>	<b>351 564 403</b>	10	0.080	20	¾	18	47	8	39	16	32

4663



### JRG Sanipex MT Transition gunmetal With cone, nickle-plated

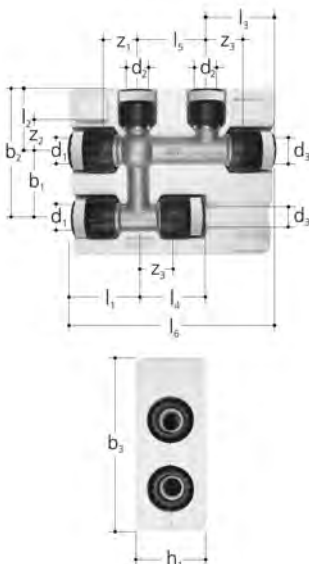
- Description: for heating element connection
- Material: gunmetal, nickel-plated, plastic
- Connection: female thread, gasket, insert-Eurocone, cone grip union

### JRG Sanipex MT Übergang Rotguss Mit Konus vernickelt

- Beschreibung: Für den Heizkörperanschluss
- Werkstoff: Rotguss, vernickelt, Kunststoff
- Anschluss: Innengewinde, Dichtung, Einlegeteil-Eurokonus, Bördelverschraubung

d (mm)	JRG Code	GF Code	SP	Weight (kg)	d1 (mm)	d2 G (inch)	d3 (mm)	l1 (mm)	l2 (mm)	l3 (mm)	z1 (mm)	○ (mm)
16	<b>4663.116</b>	<b>351 564 412</b>	2	0.060	16	¾	18	42	8	34	15	32

4664



### JRG Sanipex MT Cross tee gunmetal For heating

- Description: for a cross-free connection to the heating element
- Material: gunmetal, plastic
- Connection: cone grip union

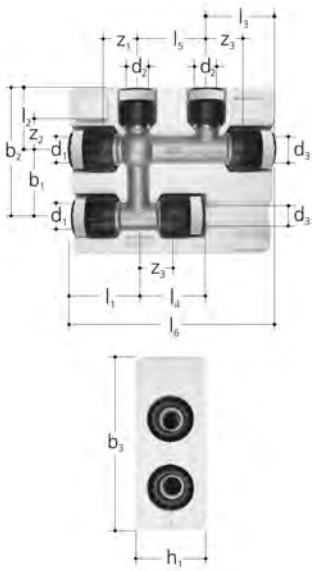
### JRG Sanipex MT Kreuz T-Stück Rotguss Für Heizung

- Beschreibung: Für eine kreuzungsfreie Heizkörperanbindung
- Werkstoff: Rotguss, Kunststoff
- Anschluss: Bördelverschraubung

d (mm)	d1 (mm)	d2 (mm)	d3 (mm)	JRG Code	GF Code	SP	Weight (kg)
16	16	16	16	<b>4664.016</b>	<b>351 616 938</b>	1	0.400
20	20	20	20	<b>4664.018</b>	<b>351 620 955</b>	1	0.400
20	20	16	20	<b>4664.020</b>	<b>351 616 939</b>	1	0.400
20	20	16	16	<b>4664.022</b>	<b>351 620 956</b>	1	0.435

b1 (mm)	b2 (mm)	b3 (mm)	h1 (mm)	l1 (mm)	l2 (mm)	l3 (mm)	l4 (mm)	l5 (mm)	l6 (mm)	z1 (mm)	z2 (mm)	z3 (mm)
50	95	135	50	45	45	45	45	50	160	27	27	27
50	95	135	50	54	54	54	54	50	160	30	30	30
50	95	135	50	54	45	54	54	50	160	30	27	30
50	95	135	50	54	45	45	45	50	160	30	27	27

table continued on the next page



### Thermal conductivity

(W/mK)
0.035
0.035
0.035
0.035

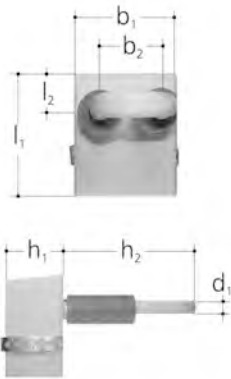
4665

### JRG Sanipex MT Concealed radiator connection PE-X

- Description: for radiator connection
- Material: pipe loop made of rigid JRG Sanipex MT pipe, PU foam insulation box

### JRG Sanipex MT UP Heizkörperanschluss PE-X

- Beschreibung: für den Heizkörperanschluss
- Werkstoff: Rohrschleife aus formstabilem JRG Sanipex MT Rohr, Dämmbox aus PU-Schaum



d (mm)	JRG Code	GF Code	SP	Weight (kg)
16	<b>4665.100</b>	<b>351 564 801</b>	1	0.330

d (mm)	b1 (mm)	b2 (mm)	d1 (mm)	h1 (mm)	h2 (mm)	l1 (mm)	l2 (mm)	Thermal conductivity (W/mK)
16	100	50	16	70	170	120	40	0.035

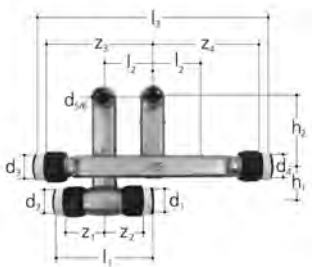
4666

### JRG Sanipex MT Baseboard Set gunmetal

- Description: for heating element connection
- Material: gunmetal, plastic
- Connection: male thread, cone grip unions

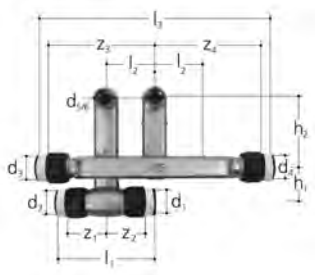
### JRG Sanipex MT Sockelleisten Set Rotguss

- Beschreibung: Für den Heizkörperanschluss
- Werkstoff: Rotguss, Kunststoff
- Anschluss: Aussengewinde, Bördelverschraubungen



d-d (mm)	GN (inch)	JRG Code	GF Code	SP	Weight (kg)
16 - 16	½	<b>4666.016</b>	<b>351 616 420</b>	1	0.850
16 - 20	½	<b>4666.116</b>	<b>351 616 421</b>	1	0.870
20 - 20	½	<b>4666.020</b>	<b>351 620 420</b>	1	0.990
20 - 16	½	<b>4666.120</b>	<b>351 620 421</b>	1	0.860

table continued on the next page



d-d	GN	d1	d2	d3	d4	d5 G	d6	h1	h2	l1	l2	l3	z1	z2
(mm)	(inch)	(mm)	(mm)	(mm)	(mm)	(inch)		(mm)	(mm)	(mm)	(mm)	(mm)	(mm)	(mm)
16 - 16	½	16	16	16	16	½	Cu 15x1	35	70	95	50	235	29	29
16 - 20	½	20	16	16	20	½	Cu 15x1	35	70	100	50	240	29	28
20 - 20	½	20	20	20	20	½	Cu 15x1	35	70	105	50	248	28	28
20 - 16	½	16	20	20	16	½	Cu 15x1	35	70	100	50	240	28	29

d-d	GN	z3	z4
(mm)	(inch)	(mm)	(mm)
16 - 16	½	99	99
16 - 20	½	99	98
20 - 20	½	98	98
20 - 16	½	98	99

4670

### JRG Sanipex MT Elbow 90° PPSU



- Description: for JRG Sanipex d16/20, JRG Sanipex MT Pipes
- Material: PPSU, PA
- Connection: cone grip union

### JRG Sanipex MT Winkel 90° PPSU

- Beschreibung: für JRG Sanipex d16/20, JRG Sanipex MT Rohre
- Werkstoff: PPSU, PA
- Anschluss: Bördelverschraubung

d	JRG Code	GF Code	SP	Weight	l1	l2	z1	z2
(mm)				(kg)	(mm)	(mm)	(mm)	(mm)
16	4670.016	351 616 922	20	0.030	46	46	27	27
20	4670.020	351 620 922	10	0.045	55	55	31	31
26	4670.026	351 626 922	15	0.090	68	68	39	39
32	4670.032	351 632 922	5	0.155	82	82	45	45
40	4670.040	351 640 922	1	0.285	99	99	55	55
50	4670.050	351 650 822	1	0.455	114	114	63	63
63	4670.063	351 663 822	1	0.880	142	142	79	79

4670

### JRG Sanipex MT Elbow 90° gunmetal With loose nut



- Description: for JRG Sanipex d16/20, JRG Sanipex MT Pipes
- Material: gunmetal, plastic
- Connection: cone grip union

### JRG Sanipex MT Winkel 90° Rotguss Mit loser Mutter

- Beschreibung: für JRG Sanipex d16/20, JRG Sanipex MT Rohre
- Werkstoff: Rotguss, Kunststoff
- Anschluss: Bördelverschraubung

d	JRG Code	GF Code	SP	Weight	a	b	l1	l2	z1	z2	○
(mm)				(kg)	(mm)	(mm)	(mm)	(mm)	(mm)	(mm)	(mm)
16	4670.216	351 616 917	10	0.111	73	16	53	46	46	27	25
20	4670.220	351 620 917	10	0.180	89	20	67	58	58	32	30
26	4670.226	351 626 948	10	0.300	106	26	80	71	67	39	36
32	4670.232	351 632 963	5	0.120	128	32	98	86	82	46	43
40	4670.240	351 640 946	1	0.860	150	40	113	103	95	56	50
50	4670.250	351 650 934	1	1.200	157	50	115	114	94	65	60
63	4670.263	351 663 934	1	2.110	188	63	138	142	110	82	70

4670



**JRG Sanipex MT Insulation box for elbow 90° EPP**

- Description: Half shells made of EPP for an easy, professional and economical insulation of JRG Sanipex MT fittings
- Material: Expanded polypropylene (EPP)
- Temperature: max. 110°C
- Thermal conductivity: 0.035 W/mK according EN 12667
- Building material class: B2 according DIN 4102 and E according EN 13501-1

**JRG Sanipex MT Dämmschalen 90° EPP Für Winkel**

- Beschreibung: Dämmschalen aus EPP zur einfachen, fachgerechten und normkonformen Dämmung von JRG Sanipex MT Fittings
- Werkstoff: Expandiertes Polypropylen (EPP)
- Temperatur: max. 110°C
- Wärmeleitfähigkeit: 0.035 W/mK (nach EN 12667)
- Baustoffklasse: B2 (nach DIN 4102) bzw. E (nach EN 13501-1)

d (mm)	JRG Code	GF Code	Weight (kg)	d1 (mm)	l1 (mm)	l2 (mm)
16	<b>4670.516</b>	<b>351 616 666</b>	0.010	58	47	47
20	<b>4670.520</b>	<b>351 620 666</b>	0.014	62	56	56
26	<b>4670.526</b>	<b>351 626 666</b>	0.019	68	70	70
32	<b>4670.532</b>	<b>351 632 666</b>	0.041	95	84	84
40	<b>4670.540</b>	<b>351 640 666</b>	0.070	122	101	101
50	<b>4670.550</b>	<b>351 650 666</b>	0.100	134	117	117
63	<b>4670.563</b>	<b>351 663 666</b>	0.194	164	114	114

4671



**JRG Sanipex MT Elbow 90° gunmetal With female thread**

- Description: to JRG Sanipex, JRG Sanipex MT pipes
- Material: gunmetal, plastic
- Connection: female thread, cone grip union

**JRG Sanipex MT Winkel 90° Rotguss Mit Innengewinde**

- Beschreibung: für JRG Sanipex, JRG Sanipex MT Rohre
- Werkstoff: Rotguss, Kunststoff
- Anschluss: Innengewinde, Bördelverschraubung

d (mm)	Size (inch)	GN (inch)	JRG Code	GF Code	SP	Weight (kg)	d1 Rp (inch)	l1 (mm)	l2 (mm)	z1 (mm)	z2 (mm)	⊘ (mm)
16	3/8	3/8	<b>4671.100</b>	<b>351 616 918</b>	10	0.072	3/8	46	27	27	17	25
16	1/2	1/2	<b>4671.110</b>	<b>351 616 974</b>	10	0.100	1/2	43	33	25	17	27
20	1/2	1/2	<b>4671.210</b>	<b>351 620 918</b>	10	0.120	1/2	55	34	31	21	30
20	3/4	3/4	<b>4671.220</b>	<b>351 620 974</b>	10	0.140	3/4	56	36	30	22	32
26	3/4	3/4	<b>4671.250</b>	<b>351 626 949</b>	10	0.180	3/4	68	37	39	23	36
32	1	1	<b>4671.310</b>	<b>351 632 964</b>	5	0.310	1	85	45	45	28	43
40	3/4	1 1/4	<b>4671.410</b>	<b>351 640 947</b>	1	0.500	1 1/4	99	50	55	31	50
50	1 1/2	1 1/2	<b>4671.510</b>	<b>351 650 935</b>	1	0.770	1 1/2	114	59	63	40	60
63	2	2	<b>4671.610</b>	<b>351 663 935</b>	1	1.350	2	142	67	79	44	70

4672



### JRG Sanipex MT Elbow 90° gunmetal With male thread

- Description: for JRG Sanipex d16/20, JRG Sanipex MT Pipes
- Material: gunmetal, plastic
- Connection: male thread, cone grip union

### JRG Sanipex MT Winkel 90° Rotguss Mit Aussengewinde

- Beschreibung: für JRG Sanipex d16/20, JRG Sanipex MT Rohre
- Werkstoff: Rotguss, Kunststoff
- Anschluss: Aussengewinde, Bördelverschraubung

d (mm)	GN (inch)	JRG Code	GF Code	SP	Weight (kg)	d1 R (inch)	l1 (mm)	l2 (mm)	z1 (mm)	⊙ (mm)
16	½	4672.110	351 616 975	10	0.070	½	44	31	25	18
16	¾	4672.120	351 616 914	10	0.102	¾	49	35	28	18
20	½	4672.210	351 620 975	10	0.092	½	50	33	27	21
20	¾	4672.220	351 620 976	10	0.105	¾	52	35	30	21
26	¾	4672.250	351 626 993	10	0.180	¾	69	54	39	27
32	1	4672.310	351 632 994	5	0.280	1	83	60	45	32
40	1 ¼	4672.410	351 640 994	1	0.480	1 ¼	106	74	55	46
50	1 ½	4672.510	351 650 994	1	0.779	1 ½	111	62	60	50

4673



### JRG Sanipex MT Transition bend gunmetal With push-in connection

- Description: for stainless steel / copper pipes
- Temperature: max. 90°C
- Material: gunmetal, PPSU
- Connection: push-in system sudoFIT

Approved for the following pipe types and systems:(For other approvals, please contact our technical customer service).

**Stainless steel pipes** / PN16 / Ø 15, 18, 22, 28, 35, 42, 54 / Mapress / Optipress, Sanpress / inox-PRES

**Copper pipes** / PN10 / Ø 12, 15, 18, 22, 28, 35, 42, 54 / WICU, KME / SANCO, Wieland-Werke / SANCO, KME

### JRG Sanipex MT Übergangsbogen Rotguss Mit Steckverbindung

- Beschreibung: für Chromnickelstahl- / Kupfer-Rohre
- Temperatur: max. 90°C
- Material: Rotguss, PPSU
- Anschluss: Steckverbindung sudoFIT

Zugelassen für die folgenden Rohrleitungstypen und -Systeme:(Für weitere Zulassungen, bitte an unseren Technischen Kundendienst wenden)

**Chromstahlrohre** / PN16 / Ø 15, 18, 22, 28, 35, 42, 54 / Mapress / Optipress, Sanpress / inox-PRES

**Kupferrohre** / PN10 / Ø 12, 15, 18, 22, 28, 35, 42, 54 / WICU, KME / SANCO, Wieland-Werke / SANCO, KME

d (mm)	DN (mm)	JRG Code	Weight (kg)	GF Code	SP	d1 (mm)	d2 (mm)	l1 (mm)	l2 (mm)	z1 (mm)	z2 (mm)
16 - 12	10	4673.098	0.095	351 060 574	5	16	12	39	47	16	26
16 - 15	12	4673.100	0.104	351 060 570	5	16	15	44	47	20	28

4674



### JRG Sanipex MT Transition bend gunmetal With loose nut

- Description: to JRG Sanipex, JRG Sanipex MT pipes
- Material: gunmetal, brass, plastic
- Connection: female thread, gasket, lose nut, cone grip union

### JRG Sanipex MT Übergangsbogen Rotguss mit loser Mutter

- Beschreibung: für JRG Sanipex, JRG Sanipex MT Rohre
- Werkstoff: Rotguss, Messing, Kunststoff
- Anschluss: Innengewinde, Dichtung, lose Mutter, Bördelverschraubung

d	GN Size	JRG	GF	SP	Weight	d1	d2 G	l1	l2	z1	z2
(mm)	(inch)	Code	Code		(kg)	(mm)	(inch)	(mm)	(mm)	(mm)	(mm)
16	½	4674.016	351 563 023	5	0.091	16	½	46	32	27	22

4676



### JRG Sanipex MT Elbow 45° PPSU

- Description: to JRG Sanipex d20, JRG Sanipex MT
- Material: PPSU, PA
- Connection: cone grip union

### JRG Sanipex MT Winkel 45° PPSU

- Beschreibung: für JRG Sanipex d20, JRG Sanipex MT Rohre
- Werkstoff: PPSU, PA
- Anschluss: Bördelverschraubung

d	JRG	GF	SP	Weight	l1	l2	z1	z2
(mm)	Code	Code		(kg)	(mm)	(mm)	(mm)	(mm)
20	4676.020	351 620 923	10	0.041	45	45	21	21
26	4676.026	351 626 923	20	0.075	56	56	27	27
32	4676.032	351 632 923	5	0.140	69	69	32	32
40	4676.040	351 640 923	1	0.260	81	81	37	37
50	4676.050	351 650 823	1	0.440	98	98	47	47
63	4676.063	351 663 823	1	0.840	119	119	56	56

4676



### JRG Sanipex MT Elbow 45° gunmetal With loose nut

- Description: for JRG Sanipex d16/20, JRG Sanipex MT Pipes
- Material: PPSU, PA
- Connection: cone grip union


### JRG Sanipex MT Winkel 45° Rotguss Mit loser Mutter

- Beschreibung: für JRG Sanipex d16/20, JRG Sanipex MT Rohre
- Werkstoff: PPSU, PA
- Anschluss: Bördelverschraubung

d	JRG	GF	SP	Weight	a	l1	l2	z1	z2	⊙
(mm)	Code	Code		(kg)	(mm)	(mm)	(mm)	(mm)	(mm)	(mm)
26	4676.226	351 626 950	10	0.300	65	76	58	65	27	36
32	4676.232	351 632 965	5	0.480	72	82	72	70	32	43
40	4676.240	351 640 948	1	0.790	84	96	84	82	37	50
50	4676.250	351 650 936	1	1.130	90	98	98	80	48	60
63	4676.263	351 663 936	1	2.010	111	121	119	101	57	70



4676



### JRG Sanipex MT Insulation box for elbow 45° EPP

- Description: Half shells made of EPP for an easy, professional and economical insulation of JRG Sanipex MT fittings
- Material: Expanded polypropylene (EPP)
- Temperature: max. 110°C
- Building material class: B2 according DIN 4102 and E according EN 13501-1
- Thermal conductivity: 0.035 W/mK according EN 12667

### JRG Sanipex MT Dämmschalen für Winkel 45° EPP

- Beschrieb: Dämmschalen aus EPP zur einfachen, fachgerechten und normkonformen Dämmung von JRG Sanipex MT Fittings
- Werkstoff: Expandiertes Polypropylen (EPP)
- Temperatur: max. 110°C
- Baustoffklasse: B2 (nach DIN 4102) bzw. E (nach EN 13501-1)
- Wärmeleitfähigkeit: 0.035 W/mK (nach EN 12667)

d (mm)	JRG Code	GF Code	Weight (kg)	d1 (mm)	l1 (mm)	l2 (mm)
20	<b>4676.520</b>	<b>351 620 667</b>	9.000	62	46	46
26	<b>4676.526</b>	<b>351 626 667</b>	0.014	68	58	58
32	<b>4676.532</b>	<b>351 632 667</b>	0.035	95	71	71
40	<b>4676.540</b>	<b>351 640 667</b>	0.060	122	83	83
50	<b>4676.550</b>	<b>351 650 667</b>	0.085	134	105	105
63	<b>4676.563</b>	<b>351 663 667</b>	0.179	164	131	131

4677



### JRG Sanipex MT Elbow 45° gunmetal With female thread

- Description: to JRG Sanipex, JRG Sanipex MT pipes
- Material: gunmetal, plastic
- Connection: female thread, cone grip union

### JRG Sanipex MT Winkel 90° Rotguss Mit Innengewinde

- Beschreibung: für JRG Sanipex, JRG Sanipex MT Rohre
- Werkstoff: Rotguss, Kunststoff
- Anschluss: Innengewinde, Bördelverschraubung

d (mm)	GN (inch)	Size (inch)	JRG Code	GF Code	SP	Weight (kg)	d1 (mm)	l1 (mm)	l2 (mm)	z1 (mm)	z2 (mm)	⊙ (mm)
26	¾	¾	<b>4677.250</b>	<b>351 626 951</b>	5	0.180	3/4	58	35	27	21	36
32	1	1	<b>4677.310</b>	<b>351 632 966</b>	5	0.270	1	72	32	32	15	43
40	¾	¾	<b>4677.410</b>	<b>351 640 949</b>	1	0.430	1 1/4	84	37	37	18	50
50	1 ½	1 ½	<b>4677.510</b>	<b>351 650 937</b>	1	0.700	1 1/2	98	42	48	23	60
63	2	2	<b>4677.610</b>	<b>351 663 937</b>	1	1.230	2	119	50	57	27	70

4690



### JRG Sanipex MT Coupler PPSU

- Description: to JRG Sanipex MT pipes
- Material: PPSU, PA
- Connection: cone grip union

### JRG Sanipex MT Kupplung PPSU

- Beschreibung: zu JRG Sanipex MT Rohre
- Werkstoff: PPSU, PA
- Anschluss: Bördelverschraubung


d (mm)	JRG Code	GF Code	SP	Weight (kg)	l1 (mm)	z1 (mm)
16	<b>4690.016</b>	<b>351 616 920</b>	20	0.026	76	37
20	<b>4690.020</b>	<b>351 620 920</b>	10	0.040	90	42
26	<b>4690.026</b>	<b>351 626 920</b>	20	0.077	108	50

table continued on the next page



d (mm)	JRG Code	GF Code	SP	Weight (kg)	l1 (mm)	z1 (mm)
32	<b>4690.032</b>	<b>351 632 920</b>	5	0.190	127	53
40	<b>4690.040</b>	<b>351 640 920</b>	1	0.240	150	62
50	<b>4690.050</b>	<b>351 650 820</b>	1	0.385	166	64
63	<b>4690.063</b>	<b>351 663 820</b>	1	0.740	205	79

4690



### JRG Sanipex MT Insulation box for coupling EPP


- Description: Half shells made of EPP for an easy, professional and economical insulation of JRG Sanipex MT fittings
- Material: Expanded polypropylene (EPP)
- Temperature: max. 110°C
- Thermal conductivity: 0.035 W/mK according EN 12667
- Building material class: B2 according DIN 4102 and E according EN 13501-1

### JRG Sanipex MT Dämmschalen für Kupplung EPP

- Beschreibung: Dämmschalen aus EPP zur einfachen, fachgerechten und normkonformen Dämmung von JRG Sanipex MT Fittings
- Werkstoff: Expandiertes Polypropylen (EPP)
- Temperatur: max. 110°C
- Wärmeleitfähigkeit: 0.035 W/mK (nach EN 12667)
- Baustoffklasse: B2 (nach DIN 4102) bzw. E (nach EN 13501-1)

d (mm)	JRG Code	GF Code	Weight (kg)	d1 (mm)	l1 (mm)
16	<b>4690.516</b>	<b>351 616 668</b>	0.008	58	75
20	<b>4690.520</b>	<b>351 620 668</b>	0.015	62	92
26	<b>4690.526</b>	<b>351 626 668</b>	0.023	68	118
32	<b>4690.532</b>	<b>351 632 668</b>	0.035	95	132
40	<b>4690.540</b>	<b>351 640 668</b>	0.055	122	153
50	<b>4690.550</b>	<b>351 650 668</b>	0.070	134	170
63	<b>4690.563</b>	<b>351 663 668</b>	0.141	164	210

4692



### JRG Sanipex MT Double union PPSU

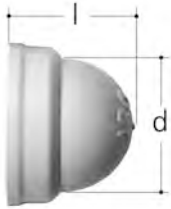
- Description: to JRG Sanipex MT components
- Material: plastic
- Connection: cone grip union

### JRG Sanipex MT Doppelverschraubung PE-X

- Beschreibung: Für JRG Sanipex MT-Formteile
- Werkstoff: Kunststoff
- Anschluss: Bördelverschraubung

d (mm)	JRG Code	GF Code	SP	Weight (kg)	l (mm)
16	<b>4692.016</b>	<b>351 616 940</b>	10	0.019	35
20	<b>4692.020</b>	<b>351 620 940</b>	10	0.031	46
26	<b>4692.026</b>	<b>351 626 940</b>	10	0.060	57
32	<b>4692.032</b>	<b>351 632 940</b>	5	0.108	72
40	<b>4692.040</b>	<b>351 640 940</b>	5	0.190	84
50	<b>4692.050</b>	<b>351 650 940</b>	1	0.330	104
63	<b>4692.063</b>	<b>351 663 940</b>	1	0.610	126

4695



### JRG Sanipex MT Cap for cone grip unions PPSU

- Description: to JRG Sanipex MT components
- Material: PPSU
- Connection: cone grip union

### JRG Sanipex MT Kapen für Bördelverschraubungen PPSU

- Beschreibung: Für JRG Sanipex MT-Formteile
- Werkstoff: PPSU
- Anschluss: Bördelverschraubung

d (mm)	JRG Code	GF Code	SP	Weight (kg)	l (mm)
16	<b>4695.016</b>	<b>351 616 904</b>	10	0.002	16
20	<b>4695.020</b>	<b>351 620 904</b>	10	0.003	19
26	<b>4695.026</b>	<b>351 626 904</b>	10	0.007	24
32	<b>4695.032</b>	<b>351 632 904</b>	10	0.012	28
40	<b>4695.040</b>	<b>351 640 904</b>	10	0.020	34

4695



### JRG Sanipex MT Cap for cone grip unions gunmetal

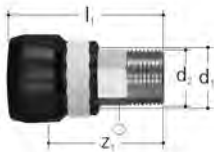
- Description: to JRG Sanipex MT components
- Material: gunmetal
- Connection: cone grip union

### JRG Sanipex MT Kappe für Bördelverschraubungen Rotguss

- Beschreibung: Für JRG Sanipex MT-Formteile
- Werkstoff: Rotguss
- Anschluss: Bördelverschraubung

d (mm)	JRG Code	GF Code	SP	Weight (kg)	l (mm)
50	<b>4695.050</b>	<b>351 650 904</b>	1	0.140	18
63	<b>4695.063</b>	<b>351 663 904</b>	1	0.275	22

4696



### JRG Sanipex MT Adapter gunmetal With male thread and union

- Description: to JRG Sanipex MT components
- Material: gunmetal, plastic
- Connection: male thread, cone grip union

### JRG Sanipex MT Einlegeteil Rotguss Mit Aussengewinde und Mutter

- Beschreibung: Für JRG Sanipex MT-Formteile
- Werkstoff: Rotguss, Kunststoff
- Anschluss: Aussengewinde, Bördelverschraubung

d (mm)	GN (inch)	JRG Code	GF Code	SP	Weight (kg)	d1 (mm)	d2 R (inch)	l1 (mm)	z1 (mm)	⊙
20	½	<b>4696.210</b>	<b>351 620 931</b>	1	0.090	20	½	59	34	18
26	¾	<b>4696.220</b>	<b>351 626 960</b>	1	0.155	26	¾	70	41	23

4696



### JRG Sanipex MT Adapter gunmetal With male thread

- Description: to JRG Sanipex MT components
- Material: gunmetal, plastic
- Connection: male thread, cone grip union

### JRG Sanipex MT Einlegeteil Rotguss Mit Aussengewinde

- Beschreibung: Für JRG Sanipex MT-Formteile
- Werkstoff: Rotguss, Kunststoff
- Anschluss: Aussengewinde, Bördelverschraubung

d	GN	JRG	GF	SP	Weight	d1 R	d2	l1	z1	⊙
(mm)	(inch)	Code	Code		(kg)	(inch)	(mm)	(mm)	(mm)	(mm)
26	1/2	4696.215	351 626 983	1	0.115	1/2	32	55	42	21
32	1/2	4696.315	351 632 984	1	0.170	1/2	39	62	49	21
32	3/4	4696.320	351 632 982	1	0.205	3/4	39	65	50	27
40	1/2	4696.415	351 640 987	1	0.278	1/2	49	69	56	21
40	3/4	4696.420	351 640 982	1	0.310	3/4	49	72	57	27
40	1	4696.425	351 640 983	1	0.330	1	49	78	59	32

4696



### JRG Sanipex MT Adapter gunmetal With male thread, internally coated

- Description: to JRG Sanipex MT components
- Temperature: max. 30°C
- Material: gunmetal, plastic
- Connection: male thread, cone grip union

### JRG Sanipex MT Einlegeteil Rotguss Mit Aussengewinde, innenbeschichtet

- Beschreibung: Für JRG Sanipex MT-Formteile
- Temperatur: max. 30°C
- Werkstoff: Rotguss, Kunststoff
- Anschluss: Aussengewinde, Bördelverschraubung

d	GN	JRG	GF	SP	Weight	d1 R	d2	l1	z1	⊙
(mm)	(inch)	Code	Code		(kg)	(inch)	(mm)	(mm)	(mm)	(mm)
26	1/2	4696.217	351 626 583	1	0.120	1/2	32	55	42	21

4697



### JRG Sanipex MT Adapter gunmetal With female thread


- Description: to JRG Sanipex MT components
- Material: gunmetal, plastic
- Connection: female thread, cone grip union

### JRG Sanipex MT Einlegeteil Rotguss Mit Innengewinde

- Beschreibung: Für JRG Sanipex MT-Formteile
- Werkstoff: Rotguss, Kunststoff
- Anschluss: Innengewinde, Bördelverschraubung

d	GN	JRG	GF	SP	Weight	d2	l1	z1	⊙
(mm)	(inch)	Code	Code		(kg)	(mm)	(mm)	(mm)	(mm)
26	3/8	4697.210	351 626 982	1	0.105	32	39	27	24
26	1/2	4697.215	351 626 933	1	0.100	32	39	24	24
32	1/2	4697.315	351 632 983	1	0.160	39	47	34	27
40	1/2	4697.415	351 640 984	1	0.270	49	54	40	27
40	3/4	4697.420	351 640 985	1	0.260	49	55	40	32

4697



### JRG Sanipex MT Adapter gunmetal With female thread, internally coated

- Description: to JRG Sanipex MT components
- Temperature: max. 30°C
- Material: gunmetal, plastic
- Connection: female thread, cone grip union

### JRG Sanipex MT Einlegeteil Rotguss Mit Innengewinde, innenbeschichtet

- Beschreibung: Für JRG Sanipex MT-Formteile
- Temperatur: max. 30°C
- Werkstoff: Rotguss, Kunststoff
- Anschluss: Innengewinde, Bördelverschraubung

d	GN	JRG	GF	SP	Weight	d1 Rp	d2	l1	z1	⊙
(mm)	(inch)	Code	Code		(kg)	(inch)	(mm)	(mm)	(mm)	(mm)
40	½	4697.417	351 640 584	1	0.270	½	49	54	40	27

4700



### JRG Sanipex MT Transition union gunmetal

- Description: for JRG Sanipex d16/20, JRG Sanipex MT Pipes
- Material: gunmetal, plastic
- Connection: JRG Sanipex MT

Not suitable for direct connection to water meters, as replacement only possible with JRG Sanipex MT ratchet torque wrench.

### JRG Sanipex MT Übergangverschraubung Rotguss

- Beschreibung: für JRG Sanipex d16/20, JRG Sanipex MT Rohre
- Werkstoff: Rotguss, Kunststoff
- Anschluss: JRG Sanipex MT

Nicht für den direkten Anschluss an Wasserzähler geeignet, da Austausch nur mit JRG Sanipex MT Drehmomentschlüssel möglich

d	GN	JRG	GF	SP	Weight	d1 G	l1	l2	l3	z1	⊙
(mm)	(inch)	Code	Code		(kg)	(inch)	(mm)	(mm)	(mm)	(mm)	(mm)
16	½	4700.096	351 616 992	10	0.068	½	43.0	6.0	37.0	16.5	27
20	½	4700.098	351 620 968	10	0.071	½	50.0	6.0	44.0	17.5	27
16	¾	4700.102	351 616 994	10	0.066	¾	39.0	6.0	33.0	14.5	32
20	¾	4700.104	351 620 992	10	0.070	¾	44.0	6.0	38.0	15.5	32
26	¾	4700.106	351 626 919	5	0.100	¾	57.0	6.0	49.0	20.0	32
16	1	4700.108	351 616 936	10	0.135	1	42.5	7.0	35.5	22.5	37
20	1	4700.110	351 620 936	10	0.080	1	49.0	7.0	42.0	20.5	37
26	1	4700.112	351 626 994	5	0.115	1	54.5	7.0	47.5	18.5	37
16	1 ¼	4700.120	351 616 996	1	0.130	1 ¼	41.0	8.0	33.0	14.5	46
20	1 ¼	4700.122	351 620 994	1	0.130	1 ¼	46.0	8.0	38.0	15.5	46
26	1 ¼	4700.124	351 626 995	1	0.150	1 ¼	55.5	8.0	47.5	18.5	46
32	1 ¼	4700.126	351 632 995	1	0.200	1 ¼	65.5	8.0	57.5	19.5	46
26	1 ½	4700.128	351 626 996	1	0.200	1 ½	56.5	9.0	47.5	18.5	54
32	1 ½	4700.130	351 632 996	1	0.260	1 ½	66.5	9.0	57.5	19.5	54
40	1 ½	4700.132	351 640 995	1	0.330	1 ½	77.5	9.0	68.5	23.5	55
40	2	4700.136	351 640 996	1	0.420	2	82.5	13.5	69.0	24.5	67
50	1 ¾	4700.134	351 650 995	1	0.550	1 ¾	81.5	10.0	71.5	33.0	60
50	2 ¼	4700.138	351 650 996	1	0.667	2 ¼	82.5	11.0	71.5	34.0	72
63	2 ¾	4700.140	351 663 995	1	0.950	2 ¾	99.5	11.0	88.5	39.0	78
63	2 ¾	4700.142	351 663 996	1	1.050	2 ¾	100.0	13.5	86.5	40.0	89

4700



**JRG Sanipex MT Transition union gunmetal Internally coated**

- Description: for JRG Sanipex d16/20, JRG Sanipex MT Pipes
  - Temperature: max. 30°C
  - Material: gunmetal, plastic
  - Connection: female thread, gasket, cone grip union
- Not suitable for direct connection to water meters, as replacement only possible with JRG Sanipex MT ratchet torque wrench.

**JRG Sanipex MT Übergangverschraubung Rotguss Innenbeschichtet**

- Beschreibung: für JRG Sanipex d16/20, JRG Sanipex MT Rohre
  - Temperatur: max. 30°C
  - Werkstoff: Rotguss, Kunststoff
  - Anschluss: Innengewinde, Dichtung, Bördelverschraubung
- Nicht für den direkten Anschluss an Wasserzähler geeignet, da Austausch nur mit JRG Sanipex MT Drehmomentschlüssel möglich

d	GN	JRG	GF	SP	Weight	d1 G	l1	l2	l3	z1	⊘
(mm)	(inch)	Code	Code		(kg)	(inch)	(mm)	(mm)	(mm)	(mm)	(mm)
26	1 ½	4700.728	351 626 596	1	0.220	1 ½	56	9	47	19	54

4705



**JRG Sanipex MT Transition gunmetal For manifold union**

- Description: to JRG Sanipex d20, JRG Sanipex MT
- Material: gunmetal, plastic
- Connection: male thread, cone grip union

**JRG Sanipex MT Übergang Rotguss Für Verteilerverschraubung**

- Beschreibung: für JRG Sanipex d20, JRG Sanipex MT Rohre
- Werkstoff: Rotguss, Kunststoff
- Anschluss: Aussengewinde, Bördelverschraubung

d	GN	JRG	GF	SP	Weight	d1 G	l2	z1	⊘
(mm)	(mm)	Code	Code		(kg)	(inch)	(mm)	(mm)	(mm)
20	1	4705.020	351 620 989	10	0.120	1	58	35	30
26	1	4705.026	351 626 991	5	0.150	1	68	39	30
32	1	4705.032	351 632 993	5	0.185	1	78	38	30

4707



**JRG Sanipex MT Transition bend for radiator connection copper Nickel-plated**

- Description: for radiator mounting
- Material: copper, brass, nickel-plated
- Connection: cone grip union

**JRG Sanipex MT Übergangsbogen für Heizkörperanschluss Cu Vernickelt**

- Beschreibung: für den Heizkörperanschluss
- Werkstoff: Kupfer, Messing, vernickelt
- Anschluss: Bördelverschraubung

d-d	JRG	GF	SP	Weight	d1	d2	l	r	z
(mm)	Code	Code		(kg)	(mm)	(mm)	(mm)	(mm)	(mm)
16 - 15	4707.016	351 616 983	1	0.180	16	15	300	38	72

4710



### JRG Sanipex MT Transition gunmetal With male thread

- Description: for JRG Sanipex d16/20, JRG Sanipex MT Pipes
- Material: gunmetal, plastic
- Connection: male thread, cone grip union

### JRG Sanipex MT Übergang Rotguss Mit Aussengewinde

- Beschreibung: für JRG Sanipex d16/20, JRG Sanipex MT Rohre
- Werkstoff: Rotguss, Kunststoff
- Anschluss: Aussengewinde, Bördelverschraubung

d	GN	JRG	GF	SP	Weight	d1	d1 R	l1	z1	⊘
(mm)	(inch)	Code	Code		(kg)	(mm)	(inch)	(mm)	(mm)	(mm)
16	½	4710.110	351 616 997	10	0.070	16	½	50	31	21
16	¾	4710.150	351 620 933	10	0.100	16	¾	57	37	21
20	½	4710.210	351 620 995	10	0.077	20	½	59	36	21
20	¾	4710.220	351 620 996	10	0.110	20	¾	60	37	21
26	¾	4710.250	351 626 997	5	0.130	26	¾	74	44	27
26	1	4710.260	351 626 987	5	0.160	26	1	77	47	30
32	1	4710.310	351 632 997	5	0.200	32	1	88	50	32
40	1 ¼	4710.410	351 640 997	1	0.440	40	1 ¼	103	58	46
50	1 ½	4710.510	351 650 997	1	0.550	50	1 ½	118	67	50
63	2	4710.610	351 663 997	1	0.990	63	2	143	80	65

4710



### JRG Sanipex MT Transition gunmetal With male thread, nickel-plated

- Description: for the heating element connection, JRG Sanipex MT pipes
- Connection: male thread, cone grip union
- Material: gunmetal, nickel-plated, plastic
- \*as long as stock last

### JRG Sanipex MT Übergang Rotguss Mit Aussengewinde, vernickelt

- Beschreibung: Für den Heizkörperanschluss, JRG Sanipex MT Rohre
- Anschluss: Aussengewinde, Bördelverschraubung
- Werkstoff: Rotguss, vernickelt, Kunststoff
- \*solange Vorrat

d	GN	JRG	GF	SP	Weight	d1 R	l1	z1	⊘	
(mm)	(inch)	Code	Code		(kg)	(inch)	(mm)	(mm)	(mm)	
*	16	½	4710.115	351 564 901	10	0.070	½	50	31	21
*	20	½	4710.215	351 565 101	10	0.080	½	59	36	21
*	20	¾	4710.225	351 565 201	10	0.117	¾	60	37	21
*	26	¾	4710.255	351 565 301	5	0.120	¾	74	44	27

4710



### JRG Sanipex MT Transition gunmetal With male thread, internally coated

- Description: for JRG Sanipex d16/20, JRG Sanipex MT Pipes
- Temperature: max. 30°C
- Material: gunmetal, plastic
- Connection: male thread, cone grip union

### JRG Sanipex MT Übergang Rotguss Mit Aussengewinde, innenbeschichtet

- Beschreibung: für JRG Sanipex d16/20, JRG Sanipex MT Rohre
- Temperatur: max. 30°C
- Werkstoff: Rotguss, Kunststoff
- Anschluss: Aussengewinde, Bördelverschraubung

d	GN	JRG	GF	SP	Weight	d1 R	l2	z1	⊘
(mm)	(inch)	Code	Code		(kg)	(inch)	(mm)	(mm)	(mm)
16	½	4710.117	351 616 597	1	0.070	½	50	31	21
20	½	4710.217	351 620 595	1	0.080	½	59	36	21
20	¾	4710.227	351 620 596	1	0.120	¾	60	37	21
26	¾	4710.257	351 626 597	1	0.150	¾	74	44	27
26	1	4710.267	351 626 587	1	0.160	1	77	47	30
32	1	4710.317	351 632 597	1	0.200	1	88	50	32
40	1 ¼	4710.417	351 640 597	1	0.450	1 ¼	103	58	46

4711



### JRG Sanipex MT Transition gunmetal With male thread, nickel-plated, white union nut

- Description: for heating element connection
- Material: gunmetal, nickel-plated, plastic
- Connection: male thread, cone grip union

### JRG Sanipex MT Übergang Rotguss Mit Aussengewinde, vernickelt, mit weisser Mutter

- Beschreibung: Für den Heizkörperanschluss
- Werkstoff: Rotguss, vernickelt, Kunststoff
- Anschluss: Aussengewinde, Bördelverschraubung

d	GN	JRG	GF	SP	Weight	d1 R	l1	z1	⊘
(mm)	(inch)	Code	Code		(kg)	(inch)	(mm)	(mm)	(mm)
16	½	4711.115	351 565 001	2	0.066	½	50	31	21

4712



### JRG Sanipex MT Transition gunmetal With female thread

- Description: for JRG Sanipex d16/20, JRG Sanipex MT Pipes
- Material: gunmetal, plastic
- Connection: female thread, cone grip union

### JRG Sanipex MT Übergang Rotguss Mit Innengewinde

- Beschreibung: für JRG Sanipex d16/20, JRG Sanipex MT Rohre
- Werkstoff: Rotguss, Kunststoff
- Anschluss: Innengewinde, Bördelverschraubung

d	GN	JRG	GF	SP	Weight	d1 R	l1	z1	⊘
(mm)	(inch)	Code	Code		(kg)	(inch)	(mm)	(mm)	(mm)
16	½	4712.110	351 616 998	10	0.070	½	47	15	27
20	½	4712.210	351 620 997	10	0.078	½	51	15	27
20	¾	4712.220	351 620 998	5	0.100	¾	54	17	32
26	½	4712.240	351 626 988	5	0.103	½	64	16	27
26	¾	4712.250	351 626 998	5	0.120	¾	61	17	32
26	1	4712.260	351 626 984	5	0.190	1	67	20	41

table continued on the next page





d	GN	JRG	GF	SP	Weight	d1 R	l1	z1	⊘
(mm)	(inch)	Code	Code		(kg)	(inch)	(mm)	(mm)	(mm)
32	1	<b>4712.310</b>	<b>351 632 998</b>	5	0.220	1	74	19	41
40	1 ¼	<b>4712.410</b>	<b>351 640 998</b>	1	0.350	1 ¼	86	22	50
50	1 ½	<b>4712.510</b>	<b>351 650 998</b>	1	0.480	1 ½	95	28	55
63	2	<b>4712.610</b>	<b>351 663 998</b>	1	0.900	2	115	33	70

4712



### JRG Sanipex MT Transition gunmetal With female thread, internally coated

- Description: for JRG Sanipex d16/20, JRG Sanipex MT Pipes
- Temperature: max. 30°C
- Material: gunmetal, plastic
- Connection: female thread, cone grip union

### JRG Sanipex MT Übergang Rotguss Mit Innengewinde, innenbeschichtet

- Beschreibung: für JRG Sanipex d16/20, JRG Sanipex MT Rohre
- Temperatur: max. 30°C
- Werkstoff: Rotguss, Kunststoff
- Anschluss: Innengewinde, Bördelverschraubung

d	GN	JRG	GF	SP	Weight	d1 R	l1	z1	⊘
(mm)	(inch)	Code	Code		(kg)	(inch)	(mm)	(mm)	(mm)
20	½	<b>4712.217</b>	<b>351 620 597</b>	1	0.080	½	51	15	27
26	¾	<b>4712.257</b>	<b>351 626 598</b>	1	0.130	¾	61	17	32
32	1	<b>4712.317</b>	<b>351 632 598</b>	1	0.230	1	74	19	41
40	1 ¼	<b>4712.417</b>	<b>351 640 598</b>	1	0.360	1 ¼	86	22	50

4713



### JRG Sanipex MT Transition gunmetal To JRG Sanipex

- Material: gunmetal, brass, plastic
- Connection: cone grip union

### JRG Sanipex MT Übergang Rotguss Auf JRG Sanipex

- Werkstoff: Rotguss, Messing, Kunststoff
- Anschluss: Bördelverschraubung

d	JRG	GF	SP	Weight	d1	d2	l1	z1	⊘
(mm)	Code	Code		(kg)	(mm)	(mm)	(mm)	(mm)	(mm)
16 - 12	<b>4713.012</b>	<b>351 616 990</b>	5	0.060	16	12	54	34	13

4715



### JRG Sanipex MT Transition to copper pipes gunmetal

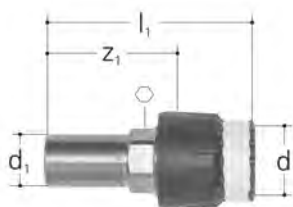
- Description: for JRG Sanipex d16/20, JRG Sanipex MT Pipes
- Material: gunmetal, plastic
- Connection: hex nut union for copper-, plastic pipes

### JRG Sanipex MT Übergang auf Kupferrohre Rotguss

- Beschreibung: für JRG Sanipex d16/20, JRG Sanipex MT Rohre
- Werkstoff: Rotguss, Kunststoff
- Beschreibung: Klemmverschraubung für Cu-Rohre und Bördelverschraubung

d	d-d	JRG	GF	SP	Weight	d1	l1	z1	⊘
(mm)	(mm)	Code	Code		(kg)	(mm)	(mm)	(mm)	(mm)
10	16 - 10	<b>4715.016</b>	<b>351 616 923</b>	10	0.060	16	56	11	19

4716



### JRG Sanipex MT Transition gunmetal For press-fit end

- Description: for JRG Sanipex d16/20, JRG Sanipex MT Pipes
- Material: gunmetal, plastic
- Connection: cone grip union

### JRG Sanipex Übergang Rotguss Zum pressen

- Beschreibung: für JRG Sanipex d16/20, JRG Sanipex MT Rohre
- Werkstoff: Rotguss, Kunststoff
- Anschluss: Bördelverschraubung

	DN-d (mm)	JRG Code	GF Code	SP	Weight (kg)	d (mm)	d1 (mm)	l1 (mm)	z1 (mm)	⊙ (mm)
*	12 - 16	<b>4716.098</b>	<b>351 616 926</b>	1	0.046	16	12	60	39	16
	15 - 16	<b>4716.100</b>	<b>351 616 924</b>	1	0.046	16	15	65	45	16
	18 - 16	<b>4716.101</b>	<b>351 616 925</b>	1	0.052	16	18	65	45	18
	18 - 20	<b>4716.104</b>	<b>351 620 941</b>	1	0.068	20	18	74	48	20
	22 - 20	<b>4716.105</b>	<b>351 620 942</b>	1	0.081	20	22	75	49	22
	22 - 26	<b>4716.106</b>	<b>351 626 941</b>	1	0.097	26	22	85	53	27
	28 - 26	<b>4716.108</b>	<b>351 626 942</b>	1	0.123	26	28	86	54	30

4714



### JRG Sanipex MT Transition gunmetal With push-in connection

- Description: for stainless steel / copper pipes
- Temperature: max. 90°C
- Material: gunmetal, PPSU
- Connection: push-in system sudoFIT

Permissible tubes can be found in the installation instructions for the fitter's toolkit JRG code 8130.000

Approved for the following pipe types and systems: (For other approvals, please contact our technical customer service).

**Stainless steel pipes** / PN16 / Ø 15, 18, 22, 28, 35, 42, 54 / Mapress / Optipress, Sanpress / inox-PRES

**Copper pipes** / PN10 / Ø 12, 15, 18, 22, 28, 35, 42, 54 / WICU, KME / SANCO, Wieland-Werke / SANCO, KME

### JRG Sanipex MT Übergang Rotguss Mit Steckverbindung

- Beschreibung: für Chromnickelstahl- / Kupfer-Rohre
- Temperatur: max. 90°C
- Material: Rotguss, PPSU
- Anschluss: Steckverbindung sudoFIT

Zulässige Rohre können der Montageanleitung zum Montagekoffer JRG Code 8130.000 entnommen werden

Zugelassen für die folgenden Rohrleitungstypen und -Systeme: (Für weitere Zulassungen, bitte an unseren Technischen Kundendienst wenden)

**Chromstahlrohre** / PN16 / Ø 15, 18, 22, 28, 35, 42, 54 / Mapress / Optipress, Sanpress / inox-PRES

**Kupferrohre** / PN10 / Ø 12, 15, 18, 22, 28, 35, 42, 54 / WICU, KME / SANCO, Wieland-Werke / SANCO, KME

	d (mm)	DN (mm)	JRG Code	GF Code	SP	Weight (kg)	d1 (mm)	d2 (mm)	l1 (mm)	z1 (mm)
	16 - 12	10	<b>4714.098</b>	<b>351 060 500</b>	5	0.065	16	12	55	16
	16 - 15	12	<b>4714.100</b>	<b>351 060 501</b>	1	0.075	16	15	62	21
	20 - 18	15	<b>4714.104</b>	<b>351 060 511</b>	1	0.125	20	18	76	24
	20 - 22	15	<b>4714.105</b>	<b>351 060 516</b>	1	0.140	20	22	82	25
	26 - 22	20	<b>4714.106</b>	<b>351 060 521</b>	1	0.140	26	22	75	15
	32 - 28	25	<b>4714.108</b>	<b>351 060 531</b>	1	0.245	32	28	93	14
	40 - 35	32	<b>4714.110</b>	<b>351 060 541</b>	1	0.380	40	35	107	16

4717



### JRG Sanipex MT Transition MF gunmetal For GEBERIT MasterFix

- Description: Compatible to GEBERIT male thread MF 1/2"
- Material: gunmetal
- Connection: loose nut, cone grip union

### JRG Sanipex MT Übergang MF Rotguss Für GEBERIT MasterFix

- Beschreibung: Passend zu GEBERIT Aussengewinde MF 1/2"
- Werkstoff: Rotguss
- Anschluss: Lose Mutter, Bördelverschraubung

d (mm)	JRG Code	GF Code	SP	Weight (kg)	d1 (mm)	d2 Rp (inch)	l (mm)	ST (inch)	z (mm)	⊘ (mm)
16	<b>4717.116</b>	<b>351 616 989</b>	5	0.100	16	½	64	½	46	18
20	<b>4717.120</b>	<b>351 620 987</b>	5	0.122	20	½	74	½	51	21

4718



### JRG Sanipex MT Transition to INSTAFLEX PB

### JRG Sanipex MT Übergang auf INSTAFLEX PB

d-d (mm)	JRG Code	Weight (kg)	SP	GF Code	l (mm)	l1 (mm)	l2 (mm)	l3 (mm)	ø (mm)
32 - 32	<b>4718.032</b>	0.260	1	<b>351 632 989</b>	150	21	43	80	52
63 - 63	<b>4718.063</b>	1.437	1	<b>351 663 989</b>	220	21	51	109	95

4719



### JRG Sanipex MT Transition to TECO brass


- Description: to TECO distributors
- Material: brass, plastic

### JRG Sanipex MT Übergang auf TECO Messing

- Beschreibung: zu TECO Verteiler
- Werkstoff: Messing, Kunststoff

d (mm)	JRG Code	GF Code	SP	Weight (kg)	d1 G (inch)	l1 (mm)	z1 (mm)	⊘ (mm)
16	<b>4719.116</b>	<b>351 616 927</b>	5	0.061	½	57	35	6
20	<b>4719.120</b>	<b>351 620 943</b>	5	0.073	¾	65	36	6

4725



### JRG Sanipex MT Flange transition gunmetal

- Material: gunmetal, PPSU
- Connection: JRG Sanipex MT - Flange

### JRG Sanipex MT Flansch Übergang Rotguss

- Material: Rotguss, PPSU
- Anschluss: JRG Sanipex MT - Flange

d (mm)	DN (mm)	GN (mm)	JRG Code	Weight (kg)	GF Code	SP
32	25	25	<b>4725.032</b>	1.040	<b>351 632 532</b>	1
40	32	32	<b>4725.040</b>	1.490	<b>351 640 540</b>	1
50	40	40	<b>4725.050</b>	1.920	<b>351 650 550</b>	1
63	50	50	<b>4725.060</b>	3.120	<b>351 663 563</b>	1

table continued on the next page

d	d1	d2	d3	d4	d5	l1	l2	z1	⊙
(mm)	(mm)	(mm)	(mm)	(mm)	(mm)	(mm)	(mm)	(mm)	(mm)
32	115	85	25	14	32	128	24	86	32
40	140	100	37	18	40	142	25	92	40
50	150	110	43	18	50	158	27	100	50
63	165	125	55	18	63	184	31	109	65

4730



### JRG Sanipex MT Reduction PPSU


- Description: for JRG Sanipex d16/20, JRG Sanipex MT Pipes
- Material: PPSU, PA
- Connection: cone grip union

### JRG Sanipex MT Reduzierung PPSU

- Beschreibung: für JRG Sanipex d16/20, JRG Sanipex MT Rohre
- Werkstoff: PPSU, PA
- Anschluss: Bördelverschraubung

d1	d	Size	JRG Code	GF Code	SP	Weight	l1	z1
(mm)	(mm)	(inch)				(kg)	(mm)	(mm)
20	16	20	4730.100	351 620 925	1	0.035	58.0	31
26	16	20	4730.102	351 626 926	1	0.050	70.5	41
26	20	26	4730.104	351 626 927	1	0.055	74.0	39
32	16	32	4730.106	351 632 925	1	0.075	82.0	52
32	20	32	4730.108	351 632 926	1	0.075	87.0	50
32	26	32	4730.110	351 632 927	1	0.095	92.0	50
40	16	40	4730.112	351 640 924	1	0.125	94.0	61
40	20	40	4730.114	351 640 925	1	0.132	100.0	61
40	26	40	4730.116	351 640 926	1	0.140	105.0	61
40	32	40	4730.118	351 640 927	1	0.160	111.0	58
50	26	50	4730.124	351 650 824	1	0.160	110.0	57
50	32	50	4730.126	351 650 825	1	0.185	118.0	58
50	40	50	4730.128	351 650 826	1	0.240	128.0	59
63	32	63	4730.136	351 663 825	1	0.100	134.0	67
63	40	63	4730.138	351 663 826	1	0.345	145.0	71
63	50	63	4730.140	351 663 827	1	0.430	158.0	77

4730



### JRG Sanipex MT Reduction inlet for t-piece insulation boxes EPP

- Description: Half shells made of EPP for an easy, professional and economical insulation of JRG Sanipex MT fittings
- Material: Expanded polypropylene (EPP)
- Temperature: max. 110°C
- Thermal conductivity: 0.035 W/mK according EN 12667
- Building material class: B2 according DIN 4102 and E according EN 13501-1

### JRG Sanipex MT Reduktionseinleger für T-Stk. Dämmschalen EPP

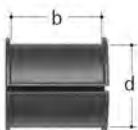
- Beschrieb: Dämmschalen aus EPP zur einfachen, fachgerechten und normkonformen Dämmung von JRG Sanipex MT Fittings
- Werkstoff: Expandiertes Polypropylen (EPP)
- Temperatur: max. 110°C
- Wärmeleitfähigkeit: 0.035 W/mK (nach EN 12667)
- Baustoffklasse: B2 (nach DIN 4102) bzw. E (nach EN 13501-1)

d1-d	JRG Code	GF Code	SP	Weight	d2	d3	l	l1
(mm)				(kg)	(mm)	(mm)	(mm)	(mm)
20 - 16	4730.500	351 620 671	20	0.0004	30	35	34	24
26 - 16	4730.502	351 626 671	20	0.0014	37	45	43	29
26 - 20	4730.504	351 626 672	20	0.0009	37	45	43	29
32 - 16	4730.506	351 632 671		0.0023	44	54	53	34
32 - 20	4730.508	351 632 672	20	0.0009	44	54	53	34
32 - 26	4730.510	351 632 673	20	0.0005	44	54	53	34
40 - 26	4730.516	351 640 671	20	0.0042	53	66	62	39

table continued on the next page

d1-d (mm)	JRG Code	GF Code	SP	Weight (kg)	d2 (mm)	d3 (mm)	l (mm)	l1 (mm)
40 - 32	4730.518	351 640 672		0.0026	53	66	62	38
50 - 26	4730.524	351 650 671		0.0093	66	78	76	46
50 - 32	4730.526	351 650 672		0.0076	66	78	76	46
50 - 40	4730.528	351 650 673		0.0048	66	78	76	46
63 - 26	4730.534	351 663 671		0.0206	82	97	96	59
63 - 32	4730.536	351 663 672		0.0185	82	97	96	59
63 - 40	4730.538	351 663 673		0.0150	82	97	96	59
63 - 50	4730.540	351 663 674		0.0095	82	97	96	59

4751



#### JRG Sanipex MT Sliding insert PE

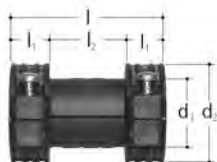
- Description: to JRG Sanipex MT pipes
  - Material: plastic
- \*as long as stock last

#### JRG Sanipex MT Gleiteinlage PE

- Beschreibung: zu JRG Sanipex MT Rohre
  - Werkstoff: Kunststoff
- \*solange Vorrat

	d (mm)	JRG Code	GF Code	SP	Weight (kg)	b (mm)
*	16	4751.016	351 616 942	10	0.002	30
*	20	4751.020	351 620 952	10	0.003	30
*	26	4751.026	351 626 952	10	0.004	30
*	32	4751.032	351 632 952	10	0.005	30
*	40	4751.040	351 640 952	5	0.006	30

4752



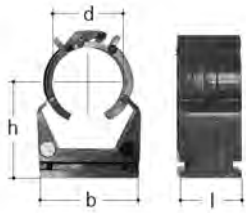
#### JRG Sanipex MT Fixpoint bracket PE

- Description: to JRG Sanipex MT pipes
  - Material: plastic
- \*as long as stock last

#### JRG Sanipex MT Fixpunktbride PE

- Beschreibung: zu JRG Sanipex MT Rohre
  - Werkstoff: Kunststoff
- \*solange Vorrat

	d (mm)	JRG Code	GF Code	SP	Weight (kg)	d1 (mm)	d2 (mm)	l (mm)	l1 (mm)	l2 (mm)
*	16	4752.016	351 616 906	10	0.028	16	32	63	16	31
*	26	4752.026	351 626 906	10	0.038	26	42	63	16	31
*	20	4752.020	351 620 906	10	0.032	20	36	63	16	31
*	32	4752.032	351 632 906	5	0.045	32	48	63	16	31
*	40	4752.040	351 640 906	5	0.050	40	56	63	16	31



### Pipe clip plastic

- Description: one piece clip with quick release fastener (black)
  - Material: plastic
- For iFIT, INSTAFLEX, JRG Sanipex, JRG Sanipex MT

### Rohrschelle Kunststoff

- Beschreibung: einteiliger Clip mit Schnellverschluss (schwarz)
  - Werkstoff: Kunststoff
- Für iFIT, INSTAFLEX, JRG Sanipex, JRG Sanipex MT

d (mm)	JRG Code	GF Code	SP	Weight (kg)	b (mm)	h (mm)	l (mm)
16	<b>4755.016</b>	<b>355 637 901</b>	50	0.004	15	20	23
20	<b>4755.020</b>	<b>355 637 902</b>	50	0.006	15	23	26

# Valves Armaturen

1612



## JRG Sanipex MT check valve gunmetal

- Temperature: max. 90°C
- Material: gunmetal, stainless steel, EPDM, plastic
- Opening pressure: < 5 kPa (< 50 mbar)
- Connection: JRG Sanipex MT


## JRG Sanipex MT Rückflussverhinderer Rotguss

- Temperatur: max. 90°C
- Werkstoff: Rotguss, Chromnickelstahl, EPDM, Kunststoff
- Öffnungsdruck: < 5 kPa (< 50 mbar)
- Anschluss: JRG Sanipex MT

DN (mm)	d (mm)	JRG Code	GF Code	SP	Weight (kg)
12	16	<b>1612.016</b>	<b>350 896 268</b>	1	0.314
15	20	<b>1612.020</b>	<b>350 896 269</b>	1	0.340
20	26	<b>1612.026</b>	<b>350 896 270</b>	1	0.513
25	32	<b>1612.032</b>	<b>350 896 271</b>	1	0.845
32	40	<b>1612.040</b>	<b>350 896 272</b>	1	1.243
40	50	<b>1612.050</b>	<b>350 896 294</b>	1	1.887
50	63	<b>1612.063</b>	<b>350 896 295</b>	1	2.870

DN (mm)	d (mm)	d1 (mm)	d2 G (inch)	d3 Rp (inch)	h (mm)	l1 (mm)	PN (bar)	z1 (mm)	z2 (mm)	⊙ (mm)
12	16	16	½	¼	47	115	10	28	50	6
15	20	20	½	¼	47	122	10	27	51	6
20	26	26	¾	¼	56	148	10	27	63	6
25	32	32	1	¼	68	178	10	28	75	6
32	40	40	1 ¼	¼	80	218	10	37	92	6
40	50	50	1 ½	¼	90	256	10	46	108	6
50	63	63	2	¼	107	315	10	55	134	6

5222



## JRG Sanipex MT LegioStop Y-type valve gunmetal

- Description: free of water pockets and maintenance free top, non rising handwheel with optical position indicator, valve seat and valve stem made of stainless steel
- Temperature: max. 90°C
- Material: gunmetal, stainless steel, EPDM, plastic
- Connection: JRG Sanipex MT

## JRG Sanipex MT LegioStop Schrägsitzventil Rotguss

- Beschreibung: Totraum- und wartungsfreies Oberteil, nichtsteigendes Handrad mit optischer Stellungsanzeige, Ventilsitz und Ventilstange aus Chromnickelstahl
- Temperatur: max. 90°C
- Werkstoff: Rotguss, Chromnickelstahl, EPDM, Kunststoff
- Anschluss: JRG Sanipex MT

d (mm)	DN (mm)	JRG Code	GF Code	SP	Weight (kg)
16	12	<b>5222.016</b>	<b>350 895 732</b>	1	0.360
20	15	<b>5222.020</b>	<b>350 895 733</b>	1	0.390
26	20	<b>5222.026</b>	<b>350 895 734</b>	1	0.590
32	25	<b>5222.032</b>	<b>350 895 735</b>	1	0.950
40	32	<b>5222.040</b>	<b>350 895 736</b>	1	1.360
50	40	<b>5222.050</b>	<b>351 650 970</b>	1	2.160
63	50	<b>5222.063</b>	<b>351 663 970</b>	1	3.380

table continued on the next page



d	DN	d1	d2 G	d3 Rp	d4	h	l1	l2	z1	z2	PN	⊙
(mm)	(mm)	(mm)	(inch)	(inch)	(mm)	(mm)	(mm)	(mm)	(mm)	(mm)	(bar)	(mm)
16	12	16	½	¼	53	87	115	133	28	50	10	6
20	15	20	½	¼	53	87	122	137	27	51	10	6
26	20	26	¾	¼	53	105	148	160	27	63	10	6
32	25	32	1	¼	60	117	178	182	28	75	10	6
40	32	40	1 ¼	¼	70	130	212	212	37	92	10	6
50	40	50	1 ½	¼	90	175	256	245	46	108	10	6
63	50	63	2	¼	90	196	315	287	55	134	10	6

5262



**JRG Sanipex MT LegioStop Non-return valve closable gunmetal**

- Description: free of water pockets and maintenance free top, non rising handwheel with optical position indicator, valve seat and valve stem made of stainless steel
- Temperature: max. 90°C
- Material: gunmetal, stainless steel, EPDM, plastic
- Connection: JRG Sanipex MT

**JRG Sanipex MT LegioStop KRV absperbar Rotguss**


- Beschreibung: Totraum- und wartungsfreies Oberteil, nichtsteigendes Handrad mit optischer Stellungsanzeige, Ventilsitz und Ventilstange aus Chromnickelstahl
- Temperatur: max. 90°C
- Werkstoff: Rotguss, Chromnickelstahl, EPDM, Kunststoff
- Anschluss: JRG Sanipex MT

d	DN	JRG Code	GF Code	SP	Weight (kg)
(mm)	(mm)				
16	12	<b>5262.016</b>	<b>350 896 263</b>	1	0.352
20	15	<b>5262.020</b>	<b>350 896 264</b>	1	0.380
26	20	<b>5262.026</b>	<b>350 896 265</b>	1	0.580
32	25	<b>5262.032</b>	<b>350 896 266</b>	1	0.950
40	32	<b>5262.040</b>	<b>350 896 267</b>	1	1.365
50	40	<b>5262.050</b>	<b>350 896 292</b>	1	2.187
63	50	<b>5262.063</b>	<b>350 896 293</b>	1	3.465

d	DN	d1	d2 G	d3 Rp	d4	h	l1	l2	z1	z2	PN	⊙
(mm)	(mm)	(mm)	(inch)	(inch)	(mm)	(mm)	(mm)	(mm)	(mm)	(mm)	(bar)	(mm)
16	12	16	½	¼	53	87	115	133	28	50	10	6
20	15	20	½	¼	53	87	122	137	27	51	10	6
26	20	26	¾	¼	53	105	148	160	27	63	10	6
32	25	32	1	¼	60	117	178	182	28	75	10	6
40	32	40	1 ¼	¼	70	130	218	212	37	92	10	6
50	40	50	1 ½	¼	90	148	256	246	46	108	10	6
63	50	63	2	¼	90	170	315	288	55	134	10	6



5222



### JRG Sanipex MT Insulation box for systemvalves EPP

- Description: Fits to JRG Sanipex MT valves (5222, 5262), valves with union thread (1611, 5211, 5213, 5234, 5281, 5283, 5284) and sudoFIT valves (1615, 5225, 5265; eventually adjustments with cutter knife needed)
- Material: Expanded polypropylene (EPP)
- Temperature: max. 110°C
- Thermal conductivity: 0.035 W/mK according EN 12667
- Building material class: B2 according DIN 4102 and E according EN 13501-1

### JRG Sanipex MT Dämmschalen für Systemventile EPP

- Beschreibung: Passend zu JRG Sanipex MT Ventilen (5222, 5262), Ventilen mit Verschraubungsgewinde (1611, 5211, 5213, 5234, 5281, 5283, 5284) und sudoFIT Ventilen (1615, 5225, 5265; evtl. Anpassung mit Cuttermesser notwendig)
- Werkstoff: Expandiertes Polypropylen (EPP)
- Temperatur: max. 110°C
- Wärmeleitfähigkeit: 0.035 W/mK (nach EN 12667)
- Baustoffklasse: B2 (nach DIN 4102) bzw. E (nach EN 13501-1)

d (mm)	JRG Code	Weight (kg)	GF Code	d1 (mm)	l (mm)	l1 (mm)
16 + 20	<b>5222.516</b>	0.020	<b>351 616 670</b>	62	128	68
26	<b>5222.526</b>	0.035	<b>351 626 670</b>	68	156	78
32	<b>5222.532</b>	0.050	<b>351 632 670</b>	95	181	97
40	<b>5222.540</b>	0.065	<b>351 640 670</b>	122	220	118
50	<b>5222.550</b>	0.080	<b>351 650 670</b>	134	257	130
63	<b>5222.563</b>	0.100	<b>351 663 670</b>	164	339	235

4771



### JRG Sanipex MT LegioStop distributor shut-off valve gunmetal

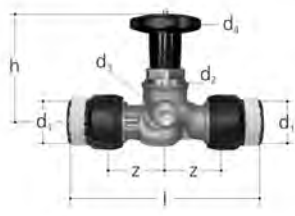
- Temperature: max. 90°C
- Material: gunmetal, stainless steel, EPDM, plastic
- Connection: handwheel, cone grip union
- Suitable for: 5395.320, 4640, 5419-5424, 5455

### JRG Sanipex LegioStop Verteiler Absperrventil Rotguss

- Temperatur: max. 90°C
- Werkstoff: Rotguss, Chromnickelstahl, EPDM, Kunststoff
- Anschluss: Handrad, Bördelverschraubung
- Passend zu: 5395.320, 4640, 5419-5424, 5455

d (mm)	DN (mm)	JRG Code	GF Code	SP	Weight (kg)
26	20	<b>4771.010</b>	<b>351 626 975</b>	1	0.420

d (mm)	DN (mm)	d1 (mm)	d2 G (inch)	d4 (mm)	d5 G (inch)	h (mm)	l (mm)	z1 (mm)	z2 (mm)
26	20	26	¾	53	1	79	101	39	33



### JRG Sanipex MT LegioStop Straight seat valve gunmetal


- Description: free of water pockets and maintenance free top, non rising handwheel with optical position indicator, valve seat and valve stem made of stainless steel
- Temperature: max. 90°C
- Material: gunmetal, stainless steel, EPDM, plastic
- Connection: JRG Sanipex MT
- \*as long as stock last

### JRG Sanipex MT LegioStop Geradsitzventil Rotguss

- Beschreibung: Totraum- und wartungsfreies Oberteil, nichtsteigendes Handrad mit optischer Stellungsanzeige, Ventilsitz und Ventilstange aus Chromnickelstahl
- Temperatur: max. 90°C
- Werkstoff: Rotguss, Chromnickelstahl, EPDM, Kunststoff
- Anschluss: JRG Sanipex MT
- \*solange Vorrat

	DN (mm)	d (mm)	JRG Code	GF Code	SP	Weight (kg)
*	12	16	<b>5354.016</b>	<b>351 616 985</b>	1	0.300
*	15	20	<b>5354.020</b>	<b>351 620 985</b>	1	0.350
*	20	26	<b>5354.026</b>	<b>351 626 985</b>	1	0.554
	25	32	<b>5354.032</b>	<b>351 632 985</b>	1	0.860

	DN (mm)	d (mm)	d1 (mm)	d2 G (inch)	d3 Rp (inch)	d4 (mm)	h (mm)	l (mm)	z (mm)	PN (bar)
*	12	16	16	½	¼	53	70	108	37	10
*	15	20	20	½	¼	53	70	120	39	10
*	20	26	26	¾	¼	53	78	137	41	10
	25	32	32	1	¼	60	89	172	49	10



### JRG Sanipex MT LegioStop Concealed straight seat valve gunmetal

- Temperature: max. 90°C
- Material: gunmetal, stainless steel, EPDM
- Connection: JRG Sanipex MT

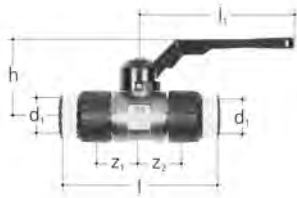
### JRG Sanipex MT LegioStop Unterputz-Geradsitzventil Rotguss

- Temperatur: max. 90°C
- Werkstoff: Rotguss, Chromnickelstahl, EPDM
- Anschluss: JRG Sanipex MT

	d (mm)	GN (mm)	DN (mm)	JRG Code	GF Code	SP	Weight (kg)
	16	16	12	<b>5922.016</b>	<b>351 616 999</b>	1	0.530
	20	20	15	<b>5922.020</b>	<b>351 620 999</b>	1	0.598
	26	26	20	<b>5922.026</b>	<b>351 626 999</b>	1	0.580
	32	32	25	<b>5922.032</b>	<b>351 632 999</b>	1	0.950

	d (mm)	GN (mm)	DN (mm)	d1 (mm)	d2 (mm)	d3 (mm)	h1 (mm)	h2 (mm)	h3 (mm)	h4 (mm)	l (mm)	z (mm)	PN (bar)	○ (mm)
	16	16	12	39	34	71	15	28	43 - 275	24	108	37	10	18
	20	20	15	39	34	71	18	28	43 - 275	24	120	39	10	18
	26	26	20	39	34	71	22	28	43 - 275	24	137	41	10	18
	32	32	25	39	34	71	27	28	43 - 275	24	172	49	10	18

6041



**JRG Sanipex MT Ball valve gunmetal**

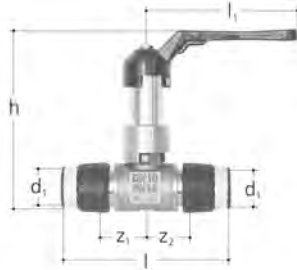
- Material: gunmetal, plastic
- Temperature: max. -20°C / +95°C (water, compressed air, vacuum)
- Connection: cone grip unions

**JRG Sanipex MT Kugelhahn Rotguss**

- Werkstoff: Rotguss, Kunststoff
- Temperatur: max. -20°C / +95°C (Wasser, Druckluft, Vakuum)
- Anschluss: Bördelverschraubungen

d	DN	JRG Code	GF Code	SP	Weight (kg)	d1	h	l	l1	z1	z2	PN
(mm)	(mm)					(mm)	(mm)	(mm)	(mm)	(mm)	(mm)	(bar)
16	12	6041.016	351 616 310	1	0.230	16	45	94	84	28	28	10
20	15	6041.020	351 620 310	1	0.308	20	49	109	84	31	31	10
26	20	6041.026	351 626 310	1	0.543	26	63	131	125	37	37	10
32	25	6041.032	351 632 310	1	0.933	32	71	158	125	42	42	10
40	32	6041.040	351 640 310	1	1.547	40	75	186	125	49	49	10

6041



**JRG Sanipex MT Ball valve gunmetal With spindle extension**


- Material: gunmetal, stainless steel, PPSU
- Temperature: max. -20°C / +95°C (water, compressed air, vacuum)
- Connection: cone grip unions

**JRG Sanipex MT Kugelhahn Rotguss Mit Spindelverlängerung**

- Material: Rotguss, Edelstahl, PPSU
- Temperatur: max. -20°C / +95°C (Wasser, Druckluft, Vakuum)
- Anschluss: Bördelverschraubungen

d	DN	JRG Code	GF Code	SP	Weight (kg)	d1	h	l	l1	PN	z1	z2
(mm)	(mm)					(mm)	(mm)	(mm)	(mm)	(bar)	(mm)	(mm)
16	12	6041.116	351 616 330	1	0.264	16	99	130	84	10	28	28
20	15	6041.120	351 620 330	1	0.342	20	106	109	84	10	31	31
26	20	6041.126	351 626 330	1	0.593	26	125	131	125	10	37	37
32	25	6041.132	351 632 330	1	0.983	32	137	158	125	10	42	42
40	32	6041.140	351 640 330	1	1.597	40	148	186	125	10	49	49

6041



**JRG Sanipex MT ball valve gunmetal With female thread**

- Material: gunmetal, plastic
- Temperature: max. -20°C / +95°C (water, compressed air, vacuum)
- Connection: female thread, cone grip union

**JRG Sanipex MT Kugelventil Rotguss Mit Innengewinde**

- Werkstoff: Rotguss, Kunststoff
- Temperatur: max. -20°C / +95°C (Wasser, Druckluft, Vakuum)
- Anschluss: Innengewinde, Bördelverschraubung

d	DN	JRG Code	SP	Weight (kg)	GF Code
(mm)	(mm)				
16	12	6041.110	1	0.230	351 616 325

d1	d2	Rp	h	l	l1	PN	z1	z2
(mm)	(inch)	(mm)	(mm)	(mm)	(mm)	(bar)	(mm)	(mm)
16	½	45	60	84	10	28	18	18

6041



### JRG Sanipex MT Spindle extension aluminium

- Description: to 6041
- Material: aluminium

### JRG Sanipex MT Spindelverlängerung Aluminium

- Beschreibung: zu 6041
- Werkstoff: Aluminium

d (mm)	DN (mm)	JRG Code	GF Code	SP	Weight (kg)	h (mm)
16 - 20	10 - 15	<b>6041.001</b>	<b>351 616 322</b>	10	0.158	59
26 - 40	25 - 32	<b>6041.002</b>	<b>351 626 322</b>	10	0.268	63



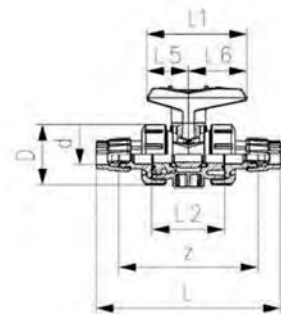
### JRG Sanipex MT Ball valve 546 PP-H

#### Model:

- For easy installation and removal
- Integrated stainless steel mounting inserts
- Ball seat PTFE
- Material: PP-H

#### Option:

- Pneumatic or electric actuators from GF
- Multifunctional module with integrated limit switches
- Individual configuration of the valve



### JRG Sanipex MT Kugelhahn 546 PP-H

#### Ausführung:

- Leicht ein- und ausbaubar
- Integrierte Gewindebuchsen für die Befestigung der Armatur
- Kugeldichtung PTFE
- Material: PP-H

#### Option:

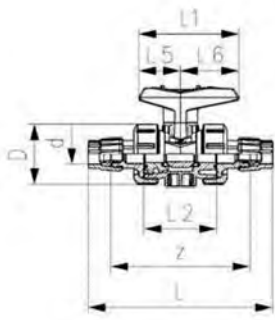
- Stellantriebe pneumatisch und elektrisch von Georg Fischer
- Multifunktions-Modul mit integrierten Endschaltern
- Armatur individuell konfigurierbar

Code	SP	Weight (kg)	GP
<b>700 246 911</b>	1	0.115	10
<b>700 246 912</b>	1	0.115	10
<b>700 246 913</b>	1	0.178	10
<b>700 246 914</b>	1	0.253	10
<b>700 246 915</b>	1	0.442	6
<b>700 246 916</b>	1	0.607	6
<b>700 246 917</b>	1	1.118	4

z (mm)	Z (mm)	H (mm)	D (mm)	Rp (inch)	L4 (mm)	kv-value (Δp=1 bar) (l/min)	L (mm)	L1 (mm)	PN (bar)	H2 (mm)	DN (mm)	L6 (mm)	L5 (mm)
69	108	57	50	3/8	25	70	146	77	10	12	10	45	32
67	112	57	50	1/2	25	185	160	77	10	12	15	45	32
78	133	67	58	3/4	25	350	191	97	10	12	20	58	39
85	141	73	68	1	25	700	215	97	10	12	25	58	39
100	169	90	84	1 1/4	45	1000	257	128	10	15	32	74	54
106	197	97	97	1 1/2	45	1600	297	128	10	15	40	74	54
121	237	116	124	2	45	3100	363	152	10	15	50	87	66

M	H1 (mm)	L2 (mm)	d (mm)
M6	27	56	16
M6	27	56	20
M6	30	65	26

table continued on the next page



M	H1 (mm)	L2 (mm)	d (mm)
M6	36	71	32
M8	44	85	40
M8	51	89	50
M8	64	101	63

8335



### JRG Sanipex MT Connection part gunmetal

- Material: gunmetal
- Connection: JRG Sanipex MT
- Consisting of: cross t-piece, boiler ball valve, sealing plug  
\*as long as stock last

### JRG Sanipex MT Anschlussgarnitur Rotguss

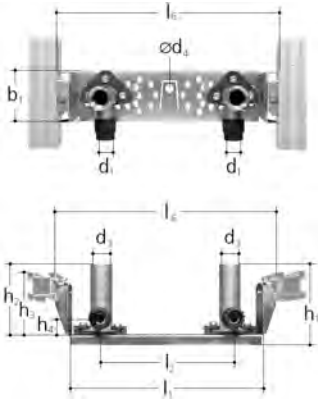
- Werkstoff: Rotguss
- Anschluss: JRG Sanipex MT
- Bestehend aus: Kreuz T-Stück, Kugel-Kesselhahn, Verschluss-Stopfen  
\*solange Vorrat

	d (mm)	GN (inch)	DN (mm)	JRG Code	GF Code	SP	Weight (kg)
*	26	¾	20	8335.026	350 896 426	1	0.585
*	32	1	25	8335.032	350 896 432	1	0.700
*	40	1 ¼	32	8335.040	350 896 440	1	0.900

	d (mm)	GN (inch)	DN (mm)	d1 Rp (inch)	d2 (mm)	d3 G (inch)	d5 G (inch)	h (mm)	l (mm)	l1 (mm)	l2 (mm)	l3 (mm)	z1 (mm)	z2 (mm)	PN (bar)
*	26	¾	20	¾	26	½	¾	108	55	30	79	59	27	40	10
*	32	1	25	1	32	½	¾	112	60	34	87	70	29	43	10
*	40	1 ¼	32	1 ¼	40	½	¾	117	70	39	101	80	33	51	10

	d (mm)	GN (inch)	DN (mm)	○ (mm)
*	26	¾	20	10
*	32	1	25	10
*	40	1 ¼	32	10

5458



### JRG Sanipex MT Plate steel For GIS profile

- Material: steel, galvanised, gunmetal, plastic, rubber
- \*as long as stock last

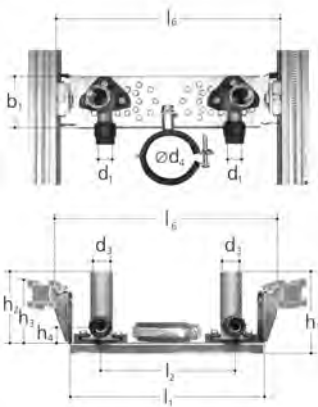
### JRG Sanipex MT Armaturenplatte Stahl Für GIS Profil

- Werkstoff: Stahl, verzinkt, Rotguss, Messing, Gummi
- \*solange Vorrat

	d (mm)	GN (inch)	JRG Code	GF Code	SP	Weight (kg)
*	16	½	5458.030	355 566 402	1	1.050

	d (mm)	GN (inch)	b1 (mm)	d1 (mm)	d3 Rp (inch)	d4 (mm)	h1 (mm)	h2 (mm)	h3 (mm)	h4 (mm)	l1 (mm)	l2 (mm)	l6 (mm)
*	16	½	64	16	½	10	111	98	71	20	223	153	248

5458



### JRG Sanipex MT Plate steel For GIS profile washbasin-set

- Material: steel, galvanised, gunmetal, plastic, rubber

### JRG Sanipex MT Armaturenplatte Stahl Für GIS Profil Waschtisch-Set

- Werkstoff: Stahl, verzinkt, Rotguss, Messing, Gummi

	d (mm)	GN (inch)	JRG Code	GF Code	SP	Weight (kg)
	16	½	5458.035	355 566 465	1	1.320

	d (mm)	GN (inch)	b1 (mm)	d1 (mm)	d2 Rp (inch)	d3 (mm)	d4 (mm)	h1 (mm)	h2 (mm)	h3 (mm)	h4 (mm)	h5 (mm)	h6 (mm)	l1 (mm)	l2 (mm)	z1 (mm)
	16	½	64	16	½	10	50 - 57	111	98	71	20	20	58	223	153	34

4790



### JRG Sanipex MT Plug for pipes plastic

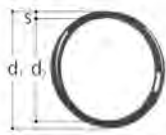
- Material: plastic
- Connection: male thread

### JRG Sanipex MT Stopfen für Rohre Kunststoff

- Werkstoff: Kunststoff
- Anschluss: Aussengewinde

d (mm)	JRG Code	JRG Code	GF Code	SP	Weight (kg)	d1 (mm)	l (mm)
16	4790.016	351 616 905	351 616 905	10	0.003	32	23
20	4790.020	351 620 905	351 620 905	10	0.005	39	27
26	4790.026	351 626 905	351 626 905	10	0.010	51	32
32	4790.032	351 632 905	351 632 905	10	0.015	63	36
40	4790.040	351 640 905	351 640 905	10	0.025	78	43

# Accessories Zubehör



## JRG Sanipex MT O-Ring EPDM

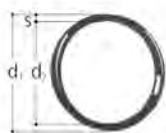
- Description: to JRG Sanipex MT d16 - d40
- Material: EPDM

## JRG Sanipex MT O-Ring EPDM

- Beschreibung: zu JRG Sanipex MT d16 - d40
- Werkstoff: EPDM

d (mm)	GF Code	SP	Weight (kg)	d1 (mm)	d2 (mm)	s (mm)
16	<b>350 981 509</b>	1	0.000	15	12	1.5
20	<b>350 981 416</b>	1	0.000	19	16	1.8
26	<b>350 981 520</b>	1	0.000	25	21	2.0
32	<b>350 981 527</b>	1	0.000	32	28	2.2
40	<b>350 981 533</b>	1	0.001	40	35	2.5

0981



## JRG Sanipex MT O-Ring EPDM

- Description: to JRG Sanipex MT d20 - d40, 4730
- Material: EPDM

## JRG Sanipex MT O-Ring EPDM

- Beschreibung: zu JRG Sanipex MT d20 - d40, 4730
- Werkstoff: EPDM

d (mm)	GF Code	SP	d1 (mm)	d2 (mm)	s (mm)
20	<b>350 981 515</b>	0	19	17	1.3
26	<b>350 981 521</b>	0	25	22	1.6
32	<b>350 981 528</b>	0	33	29	2.0
40	<b>350 981 535</b>	0	41	37	2.4



## JRG Sanipex MT cone grip union plastic

- Material: plastic

## JRG Sanipex MT Überwurfmutter Kunststoff

- Werkstoff: Kunststoff

d (mm)	GF Code	SP	Weight (kg)	d1 (mm)	l (mm)
16	<b>351 616 901</b>	5	0.006	27	25.5
20	<b>351 620 901</b>	5	0.010	32	30.5
26	<b>351 626 901</b>	5	0.025	42	39.5
32	<b>351 632 901</b>	1	0.034	52	48.0
40	<b>351 640 901</b>	1	0.070	64	59.0
50	<b>351 650 901</b>	1	0.115	76	73.0
63	<b>351 663 901</b>	1	0.220	95	92.0

# Tools Werkzeuge

4802



## JRG Sanipex MT Fitters toolkit plastic d16 - d32


- Material: plastic
- Consisting of: Expanding mandrel ML pipes: **4804.116** d16; **4804.120** d20, **4804.126** d26, **4804.132** d32 Expanding mandrel PEX pipes: **4804.216** d16, **4804.220** d20, **4804.225** d25 Clamping jaws ML / PEX pipes: **4805.016** d16, **4805.020** d20 Clamping jaws ML pipes: **4805.026** d26, **4805.032** d32 Clamping jaws PEX pipes: **4805.125** d25 /// **4805.000** Expanding pliers, **4806.016** Hand bending template d16, **4806.026** Hand bending template d20, **4806.026** Hand bending template d26, **4832.016** Ratchet torque wrench d16, **4832.020** Ratchet torque wrench d20, **4832.026** Ratchet torque wrench d26, **4832.032** Ratchet torque wrench d32, **4834.016** Counter key d16, **4834.020** Counter key d20, **4834.026** Counter key d26, **4834.032** Counter key d32, **4836.000** Pipe cutter d16-d40, **4837.000** Multi-purpose cutter d16+d20, **4838.000** Marking pen yellow

## JRG Sanipex MT Werkzeugkoffer Kunststoff d16 - d32

- Werkstoff: Kunststoff
- Bestehend aus: Aufweitdorn ML Rohre: **4804.116**d16, **4804.120** d20, **4804.126** d26, **4804.132** d32 Aufweitdorn PEX Rohre: **4804.216**d16, **4804.220**d20, **4804.225** d25 Klemmbacken ML / PEX Rohre: **4805.016**d16, **4805.020** d20 Klemmbacken ML Rohr: **4805.026** d26, **4805.032** d32 Klemmbacken PEX Rohr: **4805.125** d25 /// **4805.000** Aufweitzange, **4806.016** Handbiegeschablone d16, **4806.020** Handbiegeschablone d20, **4806.026** Handbiegeschablone d26, **4832.016** Ratschen-Drehmomentschlüssel d16, **4832.020** Ratschen-Drehmomentschlüssel d20, **4832.026** Ratschen-Drehmomentschlüssel d26, **4832.032** Ratschen-Drehmomentschlüssel d32, **4834.016** Konterschlüssel d16, **4834.020** Konterschlüssel d20, **4834.026** Konterschlüssel d26, **4834.032** Konterschlüssel d32, **4836.000** Rohrabschneider d16-d40, **4837.000** Kombischere d16+d20, **4838.000** Markierstift gelb

d-d (mm)	JRG Code	GF Code	SP	Weight (kg)	l (mm)	b (mm)	h (mm)
16 - 32	<b>4802.000</b>	<b>351 600 098</b>	1	9.830	500	125	420

4804



## JRG Sanipex MT Clamping jaw dovetail steel

- Material: steel
- Suitable for: expanding pliers
- Description: for JRG Sanipex d16/20, JRG Sanipex MT Pipes

## JRG Sanipex MT Klemmbacken Schwalbenschwanz Stahl

- Werkstoff: Stahl
- Passend zu: Aufweitzange
- Beschreibung: für JRG Sanipex d16/20, JRG Sanipex MT Rohre

d (mm)	JRG Code	GF Code	SP	Weight (kg)	b (mm)	h (mm)	l (mm)
16	<b>4804.016</b>	<b>351 600 494</b>	1	0.195	30	45	35
20	<b>4804.020</b>	<b>351 600 495</b>	1	0.160	30	45	35
26	<b>4804.026</b>	<b>351 600 489</b>	1	0.160	30	45	35



4804



### JRG Sanipex MT Expansion mandrel aluminium For ML pipe

- Material: aluminium, steel

### JRG Sanipex MT Aufweitdorn Aluminium Für ML Rohr

- Werkstoff: Aluminium, Stahl

d (mm)	JRG Code	GF Code	SP	Weight (kg)	d1 (mm)	d2 (mm)	l (mm)
16	4804.116	351 600 496	1	0.030	10	23	35
20	4804.120	351 600 497	1	0.032	14	23	34
26	4804.126	351 600 488	1	0.036	18	23	32
32	4804.132	351 600 547	1	0.017	32	33	34

4804



### JRG Sanipex MT Expansion mandrel aluminium For PE-X pipe

- Material: aluminium, steel

### JRG Sanipex MT Aufweitdorn Aluminium Für PE-X Rohr

- Werkstoff: Aluminium, Stahl

d (mm)	JRG Code	GF Code	SP	Weight (kg)	d1 (mm)	d2 (mm)	l (mm)
16	4804.216	351 600 498	1	0.025	11	23	35
20	4804.220	351 600 499	1	0.027	14	23	33
25	4804.225	351 600 546	1	0.035	25	32	30

4805



### JRG Sanipex MT Expansion plier aluminium

### JRG Sanipex MT Aufweitzange Aluminium

d (mm)	JRG Code	GF Code	SP	Weight (kg)	b (mm)	l (mm)
16-20-25-26-32	4805.000	351 600 507	1	2.190	150	470

4805



### JRG Sanipex MT Clamping jaw steel

- Description: to 4805
- Material: steel

### JRG Sanipex MT Klemmbacken Stahl

- Beschreibung: zu 4805
- Werkstoff: Stahl

	d (mm)	JRG Code	GF Code	SP	Weight (kg)	h (mm)	l (mm)
PE-X & ML Pipes	16	4805.016	351 600 560	1	0.320	46	35
PE-X & ML Pipes	20	4805.020	351 600 569	1	0.290	46	35
PE-X & ML Pipes	26	4805.026	351 600 573	1	0.250	46	35
ML Pipes	32	4805.032	351 600 575	1	0.085	46	35

4805



### JRG Sanipex MT Clamping jaw steel For PE-X pipe

- Description: to 4805
- Material: steel

### JRG Sanipex MT Klemmbacken Stahl Für PE-X Rohr

- Beschreibung: zu 4805
- Werkstoff: Stahl

d (mm)	JRG Code	GF Code	SP	Weight (kg)	h (mm)	l (mm)
25	<b>4805.125</b>	<b>351 600 571</b>	1	0.255	46	35

4806



### JRG Sanipex MT Hand bending template aluminium

- Material: aluminium

### JRG Sanipex MT Handbiegeschablone Aluminium

- Werkstoff: Aluminium

d (mm)	JRG Code	GF Code	SP	Weight (kg)	l (mm)
16	<b>4806.016</b>	<b>351 616 907</b>	1	0.200	217
20	<b>4806.020</b>	<b>351 620 907</b>	1	0.320	270
26	<b>4806.026</b>	<b>351 626 907</b>	1	0.775	415

4828



### JRG Sanipex MT Fitters toolkit empty plastic d16 - d32

- Description: to 4802
- Material: plastic

### JRG Sanipex MT Werkzeugkoffer leer d16 - d32

- Description: to 4802
- Werkstoff: Kunststoff

d-d-d (mm)	JRG Code	GF Code	SP	Weight (kg)	l (mm)	b (mm)	h (mm)
16 - 26	<b>4828.000</b>	<b>351 600 041</b>	1	2.300	500	125	420
16 - 32	<b>4828.005</b>	<b>351 600 006</b>	1	2.200	500	125	420

4807



### JRG Sanipex MT Bending toolkit plastic d16+d20

- Material: plastic

### JRG Sanipex MT Biegewerkzeugkoffer Kunststoff d16-d20

- Werkstoff: Kunststoff

d (mm)	JRG Code	GF Code	SP	Weight (kg)	l (mm)	b (mm)	h (mm)
16 / 20	<b>4807.100</b>	<b>351 600 092</b>	1	2.790	390	102	310

4808



### JRG Sanipex MT Battery toolkit plastic d16 - d40

- Material: plastic
- Consisting of: **4809.000** Battery tool MAPLSONOV, **4809.005** Makita charger, **4809.010** Makita battery, **4809.116** Expansion head d16, **4809.120** Expansion head d20, **4809.126** Expansion head d26, **4809.132** Expansion head d32, **4809.140** Expansion head d40, **4832.016** Ratchet torque wrench d16, **4832.020** Ratchet torque wrench d20, **4832.026** Ratchet torque wrench d26, **4832.032** Ratchet torque wrench d32, **4832.040** Ratchet torque wrench d40, **4834.016** Counter spanner d16, **4834.020** Counter spanner d20, **4834.026** Counter spanner d26, **4834.032** Counter spanner d32, **4834.040** Counter spanner d40, **4837.000** Multi-purpose cutter d16/d20, **4836.000** Pipe cutter d16-d40, **4838.000** Marking pen

### JRG Sanipex MT Akkuwerkzeugkoffer Kunststoff d16 + d40

- Werkstoff: Kunststoff
- Bestehend aus: **4809.000** Akkuwerkzeug MAPLSONOV, **4809.005** Ladegerät Makita, **4809.010** Akku Makita, **4809.116** Aufweitkopf d16, **4809.120** Aufweitkopf d20, **4809.126** Aufweitkopf d26, **4809.132** Aufweitkopf d32, **4809.140** Aufweitkopf d40, **4832.016** Drehmomentschlüssel d16, **4832.020** Drehmomentschlüssel d20, **4832.026** Drehmomentschlüssel d26, **4832.032** Drehmomentschlüssel d32, **4832.040** Drehmomentschlüssel d40, **4834.016** Konterschlüssel d16, **4834.020** Konterschlüssel d20, **4834.026** Konterschlüssel d26, **4834.032** Konterschlüssel d32, **4834.040** Konterschlüssel d40, **4837.000** Kombischere d16/d20, **4836.000** Rohrabschneider d16-d40, **4838.000** Markierstift

d (mm)	JRG Code	GF Code	SP	Weight (kg)	l (mm)	b (mm)	h (mm)
16 - 40	<b>4808.000</b>	<b>351 600 908</b>	1	16.000	575	206	472

4808



### JRG Sanipex MT Battery toolkit plastic d16 - d26

- Material: plastic
- Consisting of: **4809.000** Battery tool MAPLSONOV, **4809.005** Makita charger, **4809.010** Makita battery, **4809.116** Expansion head d16, **4809.120** Expansion head d20, **4809.126** Expansion head d26, **4832.016** Ratchet torque wrench d16, **4832.020** Ratchet torque wrench d20, **4832.026** Ratchet torque wrench d26, **4834.016** Counter spanner d16, **4834.020** Counter spanner d20, **4834.026** Counter spanner d26, **4837.000** Multi-purpose cutter d16/d20, **4836.000** Pipe cutter d16-d40, **4838.000** Marking pen

### JRG Sanipex MT Akkuwerkzeugkoffer Kunststoff d16 - d26

- Werkstoff: Kunststoff
- Bestehend aus: **4809.000** Akkuwerkzeug MAPLSONOV, **4809.005** Ladegerät Makita, **4809.010** Akku Makita, **4809.116** Aufweitkopf d16, **4809.120** Aufweitkopf d20, **4809.126** Aufweitkopf d26, **4832.016** Ratschen-Drehmomentschlüssel d16, **4832.020** Ratschen-Drehmomentschlüssel d20, **4832.026** Ratschen-Drehmomentschlüssel d26, **4834.016** Konterschlüssel d16, **4834.020** Konterschlüssel d20, **4834.026** Konterschlüssel d26, **4837.000** Kombischere d16/d20, **4836.000** Rohrabschneider d16-d40, **4838.000** Markierstift

d (mm)	JRG Code	GF Code	SP	Weight (kg)	l (mm)	b (mm)	h (mm)
16 - 26	<b>4808.050</b>	<b>351 600 909</b>	1	11.500	575	206	472

4808



### JRG Sanipex MT Battery toolkit plastic d32 + d40

- Material: plastic
- Consisting of: **4809.000** Battery tool MAPLSONOV, **4809.005** Makita charger, **4809.010** Makita battery, **4809.132** Expansion head d32, **4809.140** Expansion head d40, **4832.032** Ratchet torque wrench d32, **4832.040** Ratchet torque wrench d40, **4834.032** Counter spanner d32, **4834.040** Counter spanner d40, **4836.000** Pipe cutter d16-d40, **4838.000** Marking pen

### JRG Sanipex MT Akkuwerkzeugkoffer Kunststoff d32 + d40

- Werkstoff: Kunststoff
- Bestehend aus: **4809.000** Akkuwerkzeug MAPLSONOV, **4809.005** Ladegerät Makita, **4809.010** Akku Makita, **4809.132** Aufweitkopf d32, **4809.140** Aufweitkopf d40, **4832.032** Ratschen-Drehmomentschlüssel d32, **4832.040** Ratschen-Drehmomentschlüssel d40, **4834.032** Konterschlüssel d32, **4834.040** Konterschlüssel d40, **4836.000** Rohrabscneider d16-d40, **4838.000** Markierstift

d (mm)	JRG Code	GF Code	SP	Weight (kg)	l (mm)	b (mm)	h (mm)
32 - 40	<b>4808.150</b>	<b>351 600 910</b>	1	11.200	575	206	472

4809



### JRG Sanipex MT Batterytool aluminium

- Material: aluminium, plastic

### JRG Sanipex MT Akkuwerkzeug Aluminium

- Werkstoff: Aluminium, Kunststoff

d (mm)	JRG Code	GF Code	Weight (kg)	l (mm)	b (mm)	h (mm)
16 - 40	<b>4809.000</b>	<b>351 600 809</b>	3.080	320	75	150

4828



### JRG Sanipex MT Battery toolkit empty plastic d16 - d40

- Material: plastic

### JRG Sanipex MT Akkuwerkzeugkoffer leer Kunststoff d16 - d40

- Werkstoff: Kunststoff

d (mm)	JRG Code	GF Code	SP	Weight (kg)	b (mm)	b1 (mm)	l (mm)
16 - 40	<b>4828.020</b>	<b>351 600 911</b>	1	4.300	472	206	575

4809



### JRG Sanipex MT Expansion head aluminium For ML pipe

- Material: aluminium, steel, plastic

### JRG Sanipex MT Aufweitkopf Aluminium Für ML Rohr

- Werkstoff: Aluminium, Stahl, Kunststoff

d (mm)	JRG Code	GF Code	SP	Weight (kg)	l (mm)	b (mm)	h (mm)
16	4809.116	351 600 804	1	1.200	137	95	121
20	4809.120	351 600 805	1	1.200	137	95	121
26	4809.126	351 600 806	1	1.200	137	95	121
32	4809.132	351 600 807	1	1.200	137	95	121
40	4809.140	351 600 808	1	1.400	174	108	124

4812



### JRG Sanipex MT Battery hydraulic tool plastic

- Description: to expanding- and bending tool d16 - 63 / 230 V, 650 Watt, 50 Hz
- Consisting of: Hydraulic unit, battery, charger, bag

### JRG Sanipex MT Akku Hydraulikwerkzeug Kunststoff

- Beschreibung: für Aufweit- und Biegewerkzeug d16 - 63 / 230 V, 650 Watt, 50 Hz
- Bestehend aus: Hydraulikaggregat, Batterie, Aufladestation, Tasche

Plug	JRG Code	GF Code	SP	Weight (kg)	l (mm)	b (mm)	h (mm)
EU + CH	4812.000	351 600 912	1	9.700	290	186	236
USA + CAN	4812.050	351 600 914	1	9.700	290	186	236

4812



### JRG Sanipex MT Hydraulic hose extension steel

- Material: steel, plastic

### JRG Sanipex MT Hydraulikschlauch Verlängerung Stahl

- Werkstoff: Stahl, Kunststoff

GN (inch)	JRG Code	GF Code	SP	Weight (kg)	l (mm)	b (mm)
1/8	4812.003	351 600 076	1	0.445	3000	10

4839



### JRG Sanipex MT Hydraulic oil

- Description: Spare bottle 0.5l to 4810/4812

### JRG Sanipex MT Hydrauliköl

- Beschreibung: Nachfüllflasche 0.5l für 4810/4812

JRG Code	GF Code	SP	Weight (kg)	l (mm)	b (mm)	h (mm)
4839.000	351 600 072	1	1.100	230	110	60

4815



### JRG Sanipex MT Hydraulic toolkit plastic d26 - d40

- Material: plastic
- Consisting of: **4828.001** Fitter's toolkit, **4830.026** Expanding unit d26, **4832.032** Expanding unit d32, **4830.040** Expanding unit d40, **4832.026** Ratchet torque wrench d26, **4832.032** Ratchet torque wrench d32, **4832.040** Ratchet torque wrench d40, **4834.026** Counter key d26, **4834.032** Counter key d32, **4834.040** Counter key d40, **4836.000** Pipe cutter

### JRG Sanipex MT Hydraulik Werkzeugkoffer Kunststoff d26 - d40

- Werkstoff: Kunststoff
- Bestehend aus: **4828.001** Montagekoffer, **4830.026** Aufweitwerkzeug d26, **4830.032** Aufweitwerkzeug d32, **4830.040** Aufweitwerkzeug d40, **4832.026** Drehmomentschlüssel d26, **4832.032** Drehmomentschlüssel d32, **4832.040** Drehmomentschlüssel d40, **4834.026** Konterschlüssel d26, **4834.032** Konterschlüssel d32, **4834.040** Konterschlüssel d40, **4836.000** Rohrabschneider

d (mm)	JRG Code	GF Code	SP	Weight (kg)	l (mm)	b (mm)	h (mm)
26 - 40	<b>4815.100</b>	<b>351 600 094</b>	1	15.610	575	206	472

4815



### JRG Sanipex MT Hydraulic toolkit plastic d32 - d40

- Material: plastic
- Consisting of: **4828.001** Fitter's toolkit, **4832.032** Expanding unit d32, **4830.040** Expanding unit d40, **4832.032** Ratchet torque wrench d32, **4832.040** Ratchet torque wrench d40, **4834.032** Counter key d32, **4834.040** Counter key d40, **4836.000** Pipe cutter

### JRG Sanipex MT Hydraulik Werkzeugkoffer Kunststoff d32 - d40

- Werkstoff: Kunststoff
- Bestehend aus: **4828.001** Montagekoffer, **4830.032** Aufweitwerkzeug d32, **4830.040** Aufweitwerkzeug d40, **4832.032** Drehmomentschlüssel d32, **4832.040** Ratschen-Drehmomentschlüssel d40, **4834.032** Konterschlüssel d32, **4834.040** Konterschlüssel d40, **4836.000** Rohrabschneider

d (mm)	JRG Code	GF Code	SP	Weight (kg)	l (mm)	b (mm)	h (mm)
32 - 40	<b>4815.150</b>	<b>351 600 086</b>	1	12.770	575	206	472

4820



### JRG Sanipex MT Hydraulic toolkit plastic d50 + d63

- Material: plastic
- Consisting of: **4831.000** Operating cylinder, **4831.050** Clamp unit d50, **4831.063** Clamp unit d63, **4831.350** Expanding mandrel d50, **4831.363** Expanding mandrel d63, **4832.050** Ratchet torque wrench d50, **4832.063** Ratchet torque wrench d63, **4834.050** Counter key d50, **4834.063** Counter key d63, **4836.100** Pipe cutter d50+63

### JRG Sanipex MT Hydraulik Werkzeugkoffer Kunststoff d50 + d63

- Werkstoff: Kunststoff
- Bestehend aus: **4831.000** Arbeitszylinder, **4831.050** Spanneinheit d50, **4831.063** Spanneinheit d63, **4831.350** Aufweitdorn d50, **4831.363** Aufweitdorn d63, **4832.050** Drehmomentschlüssel d50, **4832.063** Drehmomentschlüssel d63, **4834.050** Konterschlüssel d50, **4834.063** Konterschlüssel d63, **4836.100** Rohrabschneider d50+63

d (mm)	JRG Code	GF Code	SP	Weight (kg)	l (mm)	b (mm)	h (mm)
50 - 63	<b>4820.100</b>	<b>351 600 007</b>	1	14.550	575	206	472

4830



### JRG Sanipex MT Expansion unit aluminium For ML pipe

- Description: to 4812
- Material: aluminium, steel, plastic

### JRG Sanipex MT Aufweiteinheit Aluminium Für ML Rohr

- Beschreibung: zu 4812
- Werkstoff: Aluminium, Stahl, Kunststoff

d (mm)	JRG Code	GF Code	SP	Weight (kg)	b (mm)	l (mm)
16	<b>4830.016</b>	<b>351 616 008</b>	1	1.400	99	170
20	<b>4830.020</b>	<b>351 620 008</b>	1	1.900	99	184
26	<b>4830.026</b>	<b>351 626 008</b>	1	2.250	99	196
32	<b>4830.032</b>	<b>351 632 008</b>	1	2.550	99	201
40	<b>4830.040</b>	<b>351 640 008</b>	1	3.650	107	222

4831



### JRG Sanipex MT Operating cylinder aluminium For ML pipe

- Description: to 4831.050 / .063
- Material: aluminium, steel

### JRG Sanipex MT Arbeitszylinder Aluminium Für ML Rohr

- Beschreibung: zu 4831.050 / .063
- Werkstoff: Aluminium, Stahl

d (mm)	JRG Code	GF Code	SP	Weight (kg)	b (mm)	h (mm)	l (mm)
50 - 63	<b>4831.000</b>	<b>351 600 628</b>	1	2.370	201	130	244

4831



### JRG Sanipex MT Expansion mandrel aluminium For ML pipe

- Description: to 4831.000
- Material: aluminium

### JRG Sanipex MT Aufweitedorn Aluminium Für ML Rohr

- Beschreibung: zu 4831.000
- Werkstoff: Aluminium

d (mm)	JRG Code	GF Code	SP	Weight (kg)	d1 (mm)	d2 (mm)	l (mm)	l1 (mm)
50	<b>4831.350</b>	<b>351 650 108</b>	1	0.100	40	52	40	11
63	<b>4831.363</b>	<b>351 663 108</b>	1	0.200	52	65	37	11



4831



### JRG Sanipex MT Clamp unit aluminium For ML pipe

- Description: to 4831.000
- Material: aluminium, steel

### JRG Sanipex MT Spanneinheit Aluminium Für ML Rohr

- Beschreibung: zu 4831.000
- Werkstoff: Aluminium, Stahl

d (mm)	JRG Code	GF Code	SP	Weight (kg)	b (mm)	h (mm)	l (mm)
50	4831.050	351 650 131	1	2.930	243	160	87
63	4831.063	351 663 131	1	2.200	243	160	87

4832



### JRG Sanipex MT Ratchet torque wrench aluminium d16-d40

- Material: aluminium, steel

### JRG Sanipex MT Ratschen Drehmomentschlüssel Aluminium d16-40

- Werkstoff: Aluminium, Stahl

d (mm)	JRG Code	GF Code	SP	Weight (kg)	b (mm)	l (mm)
16	4832.016	351 616 220	1	0.135	34	157
20	4832.020	351 620 220	1	0.100	41	174
26	4832.026	351 626 009	1	0.350	51	224
32	4832.032	351 632 009	1	0.450	61	271
40	4832.040	351 640 009	1	0.660	76	326

4832



### JRG Sanipex MT Ratchet torque wrench aluminium d50 + d63

- Material: aluminium, steel

### JRG Sanipex MT Ratschen Drehmomentschlüssel Aluminium d50 + d63

- Werkstoff: Aluminium, Stahl

d (mm)	JRG Code	GF Code	SP	Weight (kg)	b (mm)	l (mm)
50	4832.050	351 650 009	1	0.500	102	379
63	4832.063	351 663 009	1	0.850	130	442



4834



### JRG Sanipex MT Counter key steel d16 - d40

- Material: steel

### JRG Sanipex MT Konterschlüssel Stahl d16 - d40

- Werkstoff: Stahl

d (mm)	JRG Code	GF Code	SP	Weight (kg)	b (mm)	l (mm)
16	<b>4834.016</b>	<b>351 616 010</b>	1	0.050	27	157
20	<b>4834.020</b>	<b>351 620 010</b>	1	0.100	33	174
26	<b>4834.026</b>	<b>351 626 010</b>	1	0.200	42	224
32	<b>4834.032</b>	<b>351 632 010</b>	1	0.300	52	271
40	<b>4834.040</b>	<b>351 640 010</b>	1	0.550	65	326
50	<b>4834.050</b>	<b>351 650 210</b>	1	0.300	102	405
63	<b>4834.063</b>	<b>351 663 210</b>	1	0.500	127	453

4836



### JRG Sanipex MT Pipe cutter aluminium d16 - d40

- Material: aluminium
- Consisting of: cutting wheel (355578110)

### JRG Sanipex MT Rohrabscneider Aluminium d16 - d40

- Werkstoff: Aluminium
- Bestehend aus: Schneidrad (355 578 110)

d (mm)	JRG Code	GF Code	SP	Weight (kg)	l (mm)
16 - 40	<b>4836.000</b>	<b>351 600 310</b>	1	0.640	251

4836



### JRG Sanipex MT Pipe cutter aluminium d50 - d63

- Material: aluminium, steel
- Consisting of: cutting wheel (351650851)

### JRG Sanipex MT Rohrabscneider Aluminium d50 - d63

- Werkstoff: Aluminium, Stahl
- Bestehend aus: Schneidrad (351650851)

d (mm)	JRG Code	GF Code	SP	Weight (kg)	l (mm)
50 - 63	<b>4836.050</b>	<b>351 650 852</b>	1	0.950	240

4837



### JRG Sanipex MT Multi purpose cutter steel d12 - d26

- Material: steel, plastic

### JRG Sanipex MT Kombi-Schere Stahl d12 - d26

- Werkstoff: Stahl, Kunststoff

	d (mm)	JRG Code	GF Code	SP	Weight (kg)	b (mm)	l (mm)
	12-26	<b>4837.025</b>	<b>355 632 420</b>	1	0.310	196	73
Spare blades		<b>4837.005</b>	<b>355 632 421</b>	1	0.012		

4837



### JRG Sanipex MT Ratched cutter steel d25 - d40

- Description: just for narrow installation situations
- Material: steel, plastic
- Consisting of: operating manual

### JRG Sanipex MT Ratschenschere Stahl d25 - d40

- Beschreibung: Nur für enge Einbausituation geeignet
- Werkstoff: Stahl, Kunststoff
- Bestehend aus: Bedienungsanleitung

	d (mm)	JRG Code	GF Code	SP	Weight (kg)	b (mm)	l (mm)
	25 - 40	<b>4837.040</b>	<b>355 460 302</b>	1	0.485	95	212

4838



### Marking pen wood

- Material: wood
  - Colour: yellow
- For iFIT, INSTAFLEX, JRG Sanipex, JRG Sanipex MT

### Markierstift Holz

- Material: Holz
  - Farbe: gelb
- Für iFIT, INSTAFLEX, JRG Sanipex, JRG Sanipex MT

	JRG Code	GF Code	SP	Weight (kg)
	<b>4838.000</b>	<b>351 600 027</b>	5	0.008

4828



### JRG Sanipex MT Hydraulic toolkit empty plastic d16 - d40

- Description: to 4815
- Material: plastic

### JRG Sanipex MT Hydraulik Werkzeugkoffer leer Kunststoff d16 - d40

- Beschreibung: zu 4815
- Werkstoff: Kunststoff

	d (mm)	JRG Code	GF Code	SP	Weight (kg)	b (mm)	b1 (mm)	l (mm)
	16 - 40	<b>4828.001</b>	<b>351 600 002</b>	1	4.100	423	170	574

4851



### JRG Sanipex MT Bending toolkit plastic d26 - d40

- Material: plastic, chromed
- Consisting of: 4853.000 hydraulic cylinder, 4854.000 baseplate, 4855.026/.032/.040 bending templates, bending rolls d26-40, 4838.000 marking pen yellow, plug-in bending scale, adapter nipple for bending templates

### JRG Sanipex MT Biegewerkzeugkoffer Kunststoff d26 - d40

- Werkstoff: Kunststoff, verchromt
- Bestehend aus: 4853.000 Hydraulik Zylinder, 4854.000 Grundplatte, 4855.026/.032/.040 Biegeschablonen, Biegerollen d26-40, 4838.000 gelber Markierstift, Aufsteck-Biege-Skala, Adapter Nippel für Biegeschablonen

d (mm)	JRG Code	GF Code	SP	Weight (kg)	l (mm)	b (mm)	h (mm)
26 - 40	<b>4851.050</b>	<b>351 600 004</b>	1	15.880	665	250	562

4851



### JRG Sanipex MT Bending toolkit plastic d50 + d63


- Material: plastic, chromed
- Consisting of: 4854.050 bending templates d50, 4854.063 bending templates d63, bending rolls d50+63

### JRG Sanipex MT Biegewerkzeugkoffer Kunststoff d50 + d63

- Werkstoff: Kunststoff, verchromt
- Bestehend aus: **4854.050** Biegeschablone d50, **4854.063** Biegeschablone d63, Biegerollen d50+63

d (mm)	JRG Code	GF Code	SP	Weight (kg)	l (mm)	b (mm)	h (mm)
50 + 63	<b>4851.100</b>	<b>352 920 372</b>	1	7.800	665	250	562

4853



### JRG Sanipex MT Hydraulic bending cylinder aluminium

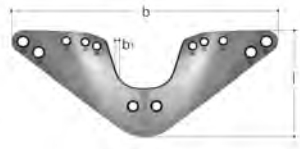
- Material: aluminium
- With scale to adjust bending angle
- Suitable to: 4854.000 base plate, 4855 bending templates d26 - d63

### JRG Sanipex MT Hydraulik Biegezyylinder Aluminium

- Werkstoff: Aluminium
- Mit Skala zur Anpassung des Biegewinkels
- Passend zu: 4854.000 Grundplatte, 4855 Biegeschablonen d26 - d63

d (mm)	JRG Code	GF Code	Weight (kg)	b (mm)	b1 (mm)	l (mm)
26 - 63	<b>4853.000</b>	<b>352 920 811</b>	4.130	130	100	360

4854



**JRG Sanipex MT Bending base plate aluminium**

- Material: aluminium

**JRG Sanipex MT Biegegrundplatte Aluminium**

- Werkstoff: Aluminium

d (mm)	JRG Code	GF Code	SP	Weight (kg)	b (mm)	b1 (mm)	l (mm)
26 - 63	<b>4854.000</b>	<b>352 920 911</b>	1	5.000	628	30	273

4855



**JRG Sanipex MT Bending template aluminium**

- Material: aluminium
- Suitable to: 4810 hydraulic unit, 4852 / 4853 bending tools

**JRG Sanipex MT Biegeschablone Aluminium**

- Werkstoff: Aluminium
- Passend zu: 4810 Hydraulik Element, 4852 / 4853 Biegewerkzeuge

d (mm)	JRG Code	GF Code	SP	Weight (kg)	b (mm)	r (mm)
16	<b>4855.016</b>	<b>351 616 911</b>	1	0.100	90	48
20	<b>4855.020</b>	<b>351 620 911</b>	1	0.100	112	60
26	<b>4855.026</b>	<b>351 626 911</b>	1	0.165	146	78
32	<b>4855.032</b>	<b>351 632 911</b>	1	0.260	180	96
40	<b>4855.040</b>	<b>351 640 911</b>	1	0.400	225	120
50	<b>4855.050</b>	<b>352 950 911</b>	1	0.990	332	175
63	<b>4855.063</b>	<b>352 963 911</b>	1	1.310	364	189



**JRG Sanipex MT Trolley for tool cases plastic**

- Description: to JRG Sanipex MT tools

**JRG Sanipex MT Trolley für Werkzeugkoffer Kunststoff**

- Beschreibung: zu JRG Sanipex MT Werkzeuge

JRG Code	GF Code	SP	Weight (kg)
<b>4859.000</b>	<b>351 600 100</b>	2	1.650





# INSTAFLEX

## + Technical Data

### Materials

Polybutene, Brass

### Dimension range

d16 – d315

### Joining technology

Electrofusion, socket fusion, butt fusion, compression joint

### Operating pressure

to 16 bar

### Operating temperature

-10°C to +95°C

## + Technische Daten

### Werkstoffe

Polybutylen, Messing

### Dimensionsbereich

d16 – d315

### Verbindungstechnologie

Elektroschweißen, Muffenschweißen, Stumpfschweißen, Klemmen

### Betriebsdruck

bis 16 bar

### Betriebstemperatur

-10°C bis +95°C





## + Advantages

- Noise-insulating
- Full flow design
- Elasticity to follow building shape
- Cost-effective prefabricated solutions
- One system from point of entry to tap

## + Vorteile

- Schallhemmend
- Freier Fließquerschnitt
- Folgt dank seiner Elastizität der Gebäudeform
- Kostengünstig dank Vorfertigung
- Ein System von der Hauseinführung bis zur Zapfstelle



# Table of contents

Pipes	336
Valves	341
System Adapters	349
Pipe Outlets	356
Electro Fusion Jointing	362
Socket Fusion Jointing	378
Butt Fusion	386
Compression Jointing	387
INSTAFLEX BIG	397
Machines and Tools	403
Seminar- and Training Documents	415
INSTAFLEX / iFIT Accessories	417

# Pipes Rohre

## Pipes Rohre

3714



### INSTAFLEX Pipe PB Bars

Packed in cardboard boxes

- Material: PB
- SDR: 11
- Operation pressure: 16 bars
- Mono-layer pipe

### INSTAFLEX Rohr PB In Stangen

Verpackt im Karton / PN 16

- Werkstoff: PB
- SDR: 11
- Betriebsdruck: 16 bar
- Mono-layer pipe

d (mm)	s (mm)	Code	SP	Weight (kg)	L (m)
16	2.2	<b>760 856 606</b>	9	0.097	5.8
20	2.8	<b>760 856 607</b>	9	0.151	5.8
25	2.3	<b>760 856 608</b>	10	0.165	5.8
32	2.9	<b>760 856 609</b>	4	0.270	5.8
40	3.7	<b>760 856 610</b>	3	0.416	5.8
50	4.6	<b>760 856 611</b>	3	0.645	5.8
63	5.8	<b>760 856 612</b>	1	1.020	5.8
75	6.8	<b>760 856 613</b>	1	1.440	5.8
90	8.2	<b>760 856 614</b>	1	2.060	5.8
110	10.0	<b>760 856 615</b>	1	3.050	5.8
125	11.4	<b>761 065 326</b>	1	3.950	5.8
160	14.6	<b>761 065 327</b>	1	6.460	5.8
225	20.5	<b>761 065 328</b>	1	12.700	5.8
315	28.6	<b>761 065 324</b>	1	24.800	3.0

3710



### INSTAFLEX Pipe PB Coiled

\*as long as stock last  
Packed in cardboard boxes  
Packed in protective wrap

### INSTAFLEX Rohr im Ringbund PB

\*solange Vorrat  
Verpackt im Karton  
Verpackt in Folie

d (mm)	s (mm)	Code	SP	Weight (kg/m)	L (m)
16	2.2	<b>760 853 389</b>	1	0.100	60
*	16	<b>760 853 395</b>	1	0.150	102
	16	<b>760 856 624</b>	1	0.100	400
	20	<b>760 853 390</b>	1	0.150	60
*	20	<b>760 853 397</b>	1	0.150	102
*	20	<b>760 853 398</b>	1	0.150	400
	25	<b>760 854 946</b>	1	0.165	30



3700



### INSTAFLEX Pipe in protective pipe PB Coiled

Packed in cardboard boxes



### INSTAFLEX Rohr mit Schutzrohr PE Im Ringbund

Verpackt im Karton

d (mm)	s (mm)	Length (m)	Code	SP	Weight (kg)	D (mm)
16	2.2	60	<b>760 853 387</b>	1	0.162	25
20	2.8	60	<b>760 853 388</b>	1	0.235	30
25	2.3	30	<b>760 854 910</b>	1	0.284	34

3720



### INSTAFLEX Protective pipe PE Coiled

Packed in cardboard boxes



### INSTAFLEX Schutzrohr PE Im Ringbund

Verpackt im Karton

d (mm)	Colors	Length (m)	Code	SP	Weight (kg)	D (mm)
16	black	60	<b>760 853 393</b>	1	0.062	25
20	black	60	<b>760 853 394</b>	1	0.085	30

## Accessories / Pipe Support Zubehör / Tragschalen

5737



### Shuttering box single plastic

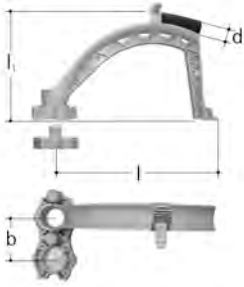
- Description: 1 outlet
  - Material: plastic
- For iFIT, INSTAFLEX, JRG Sanipex, JRG Sanipex MT

### Schalungskasten einfach Kunststoff

- Beschreibung: 1 Abgang
  - Werkstoff: Kunststoff
- Für iFIT, INSTAFLEX, JRG Sanipex, JRG Sanipex MT

d (mm)	JRG Code	GF Code	SP	Weight (kg)	l (mm)	l1 (mm)	l2 (mm)	b (mm)	h (mm)
12 x 16 x 20	<b>5737.030</b>	<b>355 562 210</b>	1	0.203	453	150	72	66	92

5735



### Shuttering guide plastic

- Material: plastic
- Accessories: coupling 5735.001/.002/.003, suspension device 5738.000  
Für iFIT, INSTAFLEX, JRG Sanipex, JRG Sanipex MT

#### Schalungsdurchführung Kunststoff

- Werkstoff: Kunststoff
- Accessoires: Kupplung 5735.001/.002/.003, Verteileraufhängung 5738.000  
Für iFIT, INSTAFLEX, JRG Sanipex, JRG Sanipex MT

d-d-d (mm)	JRG Code	GF Code	SP	Weight (kg)	b (mm)	l (mm)	l1 (mm)
12 - 16 - 20	<b>5735.016</b>	<b>355 552 301</b>	10	0.087	55	210	145

3892



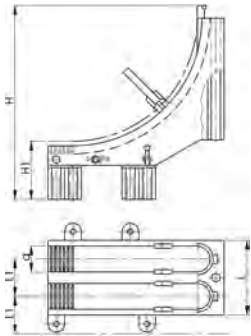
### Pipe support plastic double

- Material: plastic
- For iFIT, INSTAFLEX, JRG Sanipex, JRG Sanipex MT

#### JRG Rohrstütze Kunststoff Doppelt

- Werkstoff: Kunststoff
- Für iFIT, INSTAFLEX, JRG Sanipex, JRG Sanipex MT

d (mm)	Code	SP	Weight (kg)	L (mm)	L1 (mm)	H (mm)	H1 (mm)
16 - 20	<b>760 853 399</b>	12	0.269	90	45	235	70



3921



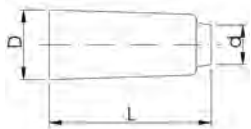
### Cap long plastic For protective pipe

- For iFIT, INSTAFLEX, JRG Sanipex, JRG Sanipex MT
- Material: plastic

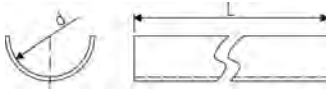
#### Tülle lang Kunststoff Für Schutzrohr

- Für iFIT, INSTAFLEX, JRG Sanipex, JRG Sanipex MT
- Werkstoff: Kunststoff

d (mm)	Colors	Code	SP	Weight (kg)	D (mm)	L (mm)
16	red	<b>762 101 234</b>	10	0.006	25	70
16	blue	<b>762 101 235</b>	10	0.005	25	70
20	red	<b>762 101 236</b>	10	0.006	30	70
20	blue	<b>762 101 237</b>	10	0.005	30	70



3929



### Pipe support tray galvanized

- Addition: clip  
Only for INSTAFLEX and JRG Sanipex MT  
For diameter over d90 no pipe support is required

### INSTAFLEX Tragschale verzinkt

- Zusatz: Clip  
Nur für INSTAFLEX und JRG Sanipex MT  
Für Durchmesser über d90 werden keine Tragschalen benötigt

d (mm)	Code	SP	Weight (kg)	L (mm)
16	<b>760 856 602</b>	10	0.550	3000
20	<b>760 856 603</b>	10	0.680	3000
25	<b>760 856 604</b>	10	0.844	3000
32	<b>760 856 605</b>	10	1.073	3000
40	<b>760 854 928</b>	10	1.335	3000
50	<b>760 854 929</b>	10	1.662	3000
63	<b>760 854 930</b>	10	0.570	3000
75	<b>760 854 985</b>	10	2.480	3000

5744



### Pipe clip steel

- Material: steel, galvanized  
For iFIT, INSTAFLEX, JRG Sanipex, JRG Sanipex MT

### Rohrbride Stahl

- Werkstoff: Stahl, verzinkt  
Für iFIT, INSTAFLEX, JRG Sanipex, JRG Sanipex MT

d (mm)	JRG Code	GF Code	SP	Weight (kg)	d1 (mm)	b (mm)	l (mm)
12	<b>5744.112</b>	<b>355 619 901</b>	100	0.008	18	15	38
16	<b>5744.016</b>	<b>355 457 001</b>	100	0.020	25	20	57
20	<b>5744.020</b>	<b>355 561 201</b>	100	0.022	29	20	61
25	<b>5744.025</b>	<b>355 539 201</b>	100	0.025	34	20	67
32	<b>5744.032</b>	<b>355 539 301</b>	100	0.030	42	20	75

3915



### Dual Pipe clip steel

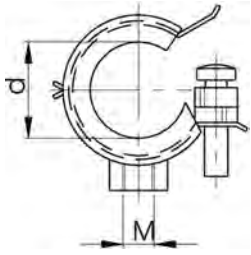
- Material: steel, galvanized  
For iFIT, INSTAFLEX, JRG Sanipex, JRG Sanipex MT

### Rohrbride doppelt Stahl

- Werkstoff: Stahl, verzinkt  
Für iFIT, INSTAFLEX, JRG Sanipex, JRG Sanipex MT

d (mm)	d1 (mm)	Code	SP	Weight (kg)
25	16	<b>760 853 628</b>	50	0.047

5091



**Pipe clamp  
With rubber**

For iFIT, INSTAFLEX, JRG Sanipex, JRG Sanipex MT

**Rohrschelle  
Mit Gummieinlage**

Für iFIT, INSTAFLEX, JRG Sanipex, JRG Sanipex MT

<b>d</b> (mm)	<b>Code</b>	<b>SP</b>	<b>Weight</b> (kg)	<b>M</b> (mm)
16	<b>761 066 296</b>	50	0.039	8
20	<b>761 066 297</b>	50	0.045	8
25	<b>761 066 298</b>	50	0.053	8
32	<b>761 066 299</b>	50	0.046	8
40	<b>761 066 300</b>	50	0.071	8
50	<b>761 066 301</b>	50	0.087	8
63	<b>761 066 302</b>	10	0.134	8
75	<b>761 066 303</b>	50	0.135	8
90	<b>761 066 304</b>	10	0.156	10
110	<b>761 066 305</b>	25	0.228	10

# Valves Armaturen

## PB Valves PB-Armaturen

6211

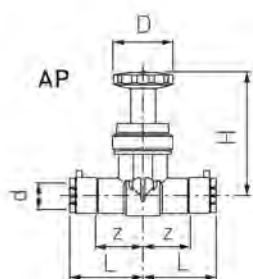


### INSTAFLEX Valve BTV 2 PB

- Material: PB, brass, gunmetal
- Brass: UBA conform
- Gasket: EPDM, approved for potable hot and cold water
- Connection: for electrofusion

### INSTAFLEX Ventil BTV 2 PB

- Werkstoff: PB, Messing, Rotguss
- Messing: UBA konform
- Dichtung: EPDM, zugelassen für trinkbares Warm- und Kaltwasser
- Anschluss: für Elektroschweissen



d (mm)	DN (mm)	Code	SP	Weight (kg)	D (mm)	L (mm)	H (mm)	z (mm)
20	15	<b>761 069 647</b>	1	0.425	55	86	112	47
25	20	<b>761 069 648</b>	1	0.427	55	89	112	47
32	25	<b>761 069 649</b>	1	0.470	55	94	112	52
40	32	<b>761 069 650</b>	1	1.237	90	112	165	65
50	40	<b>761 069 651</b>	1	1.369	90	120	165	71
63	50	<b>761 069 652</b>	1	1.851	90	141	165	90

6208

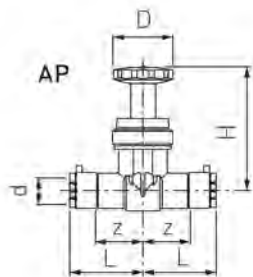


### INSTAFLEX Valve BTV 2 PB With spigot G 1/4"

- Material: PB, brass, gunmetal
- Brass: UBA conform
- Gasket: EPDM, approved for potable hot and cold water
- Connection: electrofusion, without drain valve

### INSTAFLEX Ventil BTV 2 PB Mit Entleerstützen G 1/4"

- Werkstoff: PB, Messing, Rotguss
- Messing: UBA konform
- Dichtung: EPDM, zugelassen für trinkbares Warm- und Kaltwasser
- Anschluss: Elektroschweissen, ohne Entleerventil



d (mm)	DN (mm)	Code	SP	Weight (kg)	H (mm)	L (mm)	z (mm)	D (mm)
20	15	<b>761 069 653</b>	1	0.489	112	86	47	55
25	20	<b>761 069 654</b>	1	0.494	112	89	47	55
32	25	<b>761 069 655</b>	1	0.520	112	94	52	55
40	32	<b>761 069 656</b>	1	1.298	165	112	65	90
50	40	<b>761 069 657</b>	1	1.431	165	120	71	90
63	50	<b>761 069 658</b>	1	1.754	165	141	90	90

6212

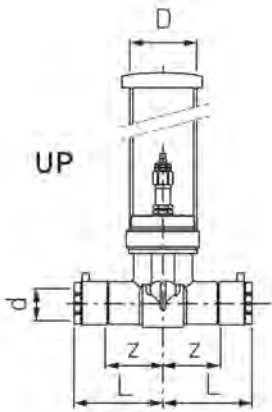
**INSTAFLEX UPV BTV 2 PB**

- Material: PB, brass, gunmetal
- Brass: UBA conform
- Gasket: EPDM, approved for potable hot and cold water
- Connection: for electrofusion

**INSTAFLEX Unterputzventil BTV 2 PB**

- Werkstoff: PB, Messing, Rotguss
- Messing: UBA konform
- Dichtung: EPDM, zugelassen für trinkbares Warm- und Kaltwasser
- Anschluss: für Elektroschweissen

d (mm)	DN (mm)	Code	SP	Weight (kg)	H (mm)	L (mm)	z (mm)	D (mm)
20	15	<b>761 069 659</b>	1	0.607	330	86	47	55
25	20	<b>761 069 660</b>	1	0.609	330	89	47	55
32	25	<b>761 069 661</b>	1	0.652	330	94	52	55



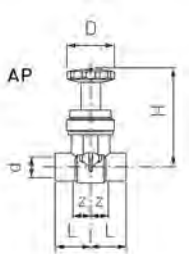
5070

**INSTAFLEX Valve BTV 2 PB  
Without drain**

- Material: PB, brass, gunmetal
- Brass: UBA conform
- Connection: socket fusion
- Gasket: EPDM, approved for potable hot and cold water

**INSTAFLEX Ventil BTV 2 PB  
Ohne Entleerung**

- Werkstoff: PB, Messing, Rotguss
- Messing: UBA konform
- Anschluss: Muffenschweissen
- Dichtung: EPDM, zugelassen für trinkbares Warm- und Kaltwasser



d (mm)	Code	SP	Weight (kg)	D (mm)	L (mm)	H (mm)	z (mm)	Value (Zeta)	kv-100-value ( $\Delta p=1$ bar) (L/min)
20	<b>761 070 304</b>	1	0.379	55	40	112	25	0.4	421
25	<b>761 070 305</b>	1	0.370	55	40	112	22	0.4	421
32	<b>761 070 306</b>	1	0.387	55	43	112	23	0.4	421
40	<b>761 070 307</b>	1	1.099	90	55	165	33	0.3	1291
50	<b>761 070 308</b>	1	1.151	90	60	165	35	0.3	1291
63	<b>761 070 309</b>	1	1.492	90	75	165	47	0.3	1291

5073

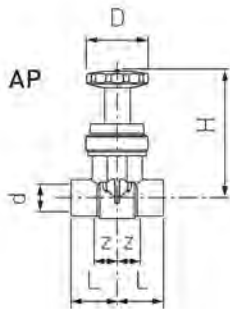


### INSTAFLEX Valve BTV 2 PB With spigot G 1/4"

- Material: PB, brass, gunmetal
- Brass: low lead content
- Connection: socket fusion, without drain valve 1/4"
- Operation pressure: 16 bars
- Approvals: hot- and cold water approved
- Gasket: EPDM, quality for potable water

### INSTAFLEX Ventil BTV 2 PB Mit Entleerung 1/4"

- Werkstoff: PB, Messing, Rotguss
- Messing: UBA konform
- Anschluss: Muffenschweißen, ohne Entleerventil 1/4"
- Betriebsdruck: 16 bar
- Zulassungen: Warm- und Kaltwasser zugelassen
- Dichtung: EPDM Trinkwasserqualität



d (mm)	Code	SP	Weight (kg)	D (mm)	L (mm)	H (mm)	z (mm)	Value (Zeta)	kv-100-value (Δp=1 bar) (l/min)
20	<b>761 070 310</b>	1	0.443	55	40	112	25	0.4	421
25	<b>761 070 311</b>	1	0.434	55	40	112	22	0.4	421
32	<b>761 070 312</b>	1	0.434	55	43	112	23	0.4	421
40	<b>761 070 313</b>	1	1.161	90	55	165	33	0.3	1291
50	<b>761 070 314</b>	1	1.213	90	60	165	35	0.3	1291
63	<b>761 070 315</b>	1	1.394	90	75	165	47	0.3	1291

5075



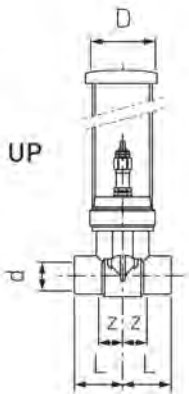
### INSTAFLEX UPV BTV 2 PB

- Material: PB, brass, gunmetal
- Brass: UBA conform
- Connection: socket fusion
- Gasket: EPDM, approved for potable hot and cold water

### INSTAFLEX Unterputzventil BTV 2 PB

- Werkstoff: PB, Messing, Rotguss
- Messing: UBA konform
- Anschluss: Muffenschweißen
- Dichtung: EPDM, zugelassen für trinkbares Warm- und Kaltwasser

d (mm)	DN (mm)	Code	SP	Weight (kg)	D (mm)	L (mm)	H (mm)	z (mm)
20	15	<b>761 070 316</b>	1	0.561	55	40	370	25
25	20	<b>761 070 317</b>	1	0.552	55	40	370	22
32	25	<b>761 070 318</b>	1	0.569	55	43	370	23



# Spare Parts - Retrofit Top

## Ersatzteile - Ersatzoberteile

3420



### Retrofit top d20/d25

Suitable to repair the old version of the INSTAFLEX system valve and the new BTV 2  
For additional information please see the installation manual for BTV 2 (760 809 086)

### Ersatzoberteil d20/d25

Ersatzteil für die alten INSTAFLEX Ventile und die neuen BTV 2 Ventile  
Für weitere Informationen siehe Installationsanleitung für BTV 2 (760 809 086)

d (mm)	Code	SP	Weight (kg)
20 / 25	<b>761 066 896</b>	1	0.225

3420



### Retrofit top d32

#### INSTAFLEX

Spare part for code no. **761069650 / 761069655 / 761070306 / 761070312**

Suitable to repair the old version of the INSTAFLEX system valve and the new BTV 2  
For additional information please see the installation manual for BTV 2 (760 809 086)

Gasket: EPDM, quality for potable water

- Material: PB, Brass
- Approvals: hot- and cold water approved
- Operation pressure: 16 bars
- Brass: low lead content

### Ersatzoberteil d32

Ersatzteil für die alten INSTAFLEX Ventile und die neuen BTV 2 Ventile  
Für weitere Informationen siehe Installationsanleitung für BTV 2 (760 809 086)

Dichtung: EPDM Trinkwasserqualität

- Werkstoff: PB, Messing
- Zulassungen: Warm- und Kaltwasser zugelassen
- Betriebsdruck: 16 bar
- Messing: UBA konform

d (mm)	Code	SP	Weight (kg)
32	<b>761 066 897</b>	1	0.227

3420



### Retrofit top d40/d50/d63

Suitable to repair the old version of the INSTAFLEX system valve and the new BTV 2  
For additional information please see the installation manual for BTV 2 (760 809 086)

### Ersatzoberteil d40/d50/d63

Ersatzteil für die alten INSTAFLEX Ventile und die neuen BTV 2 Ventile  
Für weitere Informationen siehe Installationsanleitung für BTV 2 (760 809 086)

d (mm)	Code	SP	Weight (kg)
40 / 50 / 63	<b>761 065 303</b>	1	0.878



3420

**Retrofit top UPV d20/d25**

Suitable to repair the old version of the INSTAFLEX system valve and the new BTV 2  
For additional information please see the installation manual for BTV 2 (760 809 086)

**Ersatzoberteil UPV d20/d25**

Ersatzteil für die alten INSTAFLEX Ventile und die neuen BTV 2 Ventile  
Für weitere Informationen siehe Installationsanleitung für BTV 2 (760 809 086)

d (mm)	Code	SP	Weight (kg)
20 / 25	<b>761 066 898</b>	1	0.263

3420

**Retrofit top UPV d32**

Suitable to repair the old version of the INSTAFLEX system valve and the new BTV 2  
For additional information please see the installation manual for BTV 2 (760 809 086)

**Ersatzoberteil UPV d32**

Ersatzteil für die alten INSTAFLEX Ventile und die neuen BTV 2 Ventile  
Für weitere Informationen siehe Installationsanleitung für BTV 2 (760 809 086)

d (mm)	Code	SP	Weight (kg)
32	<b>761 066 899</b>	1	0.264

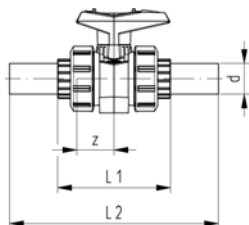
5074

**INSTAFLEX Drain valve  
With plug****INSTAFLEX Entleerventil  
Mit Stopfen G 1/4"**

G (inch)	Code	SP	Weight (kg)
1/4	<b>761 066 328</b>	1	0.046

# Ball Valves Kugelhähne

5083



## INSTAFLEX Ball valve type 546 PVC-C PB-spigots

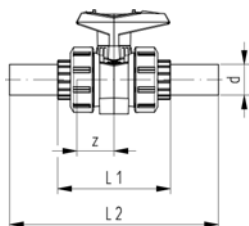
Working temperature max. +70°C  
\* on request

## INSTAFLEX Kugelhahn PVC-C PB-Stutzen

Max. Einsatztemperatur +70°C  
\* auf Anfrage

	d (mm)	DN (mm)	PN (bar)	EPDM Code	SP	Weight (kg)	L1 (mm)	L2 (mm)	z (mm)
*	20	15	16	<b>761 066 343</b>	1	0.178	95	190	33
*	25	20	16	<b>761 066 344</b>	1	0.271	108	208	38
*	32	25	16	<b>761 066 345</b>	1	0.386	118	218	39
*	40	32	16	<b>761 066 346</b>	1	0.676	137	250	47
*	50	40	16	<b>761 066 347</b>	1	0.988	147	263	49
*	63	50	16	<b>761 066 348</b>	1	1.642	168	288	46

5089



## INSTAFLEX Ball valve type 546 PP PB-spigots

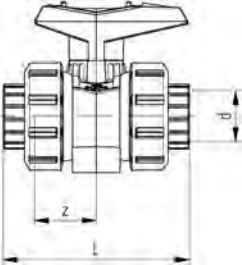
Applicable for compressed air till 10 bar  
Working temperature max. +70°C  
\* on request

## INSTAFLEX Kugelhahn Typ 546 PP PB-Stutzen

Auch für Druckluftanwendungen bis 10 bar geeignet  
Max. Einsatztemperatur +70°C  
\* auf Anfrage

	d (mm)	DN (mm)	PN (bar)	EPDM Code	SP	Weight (kg)	L1 (mm)	L2 (mm)	z (mm)
*	20	15	10	<b>760 000 343</b>	1	0.141	95	190	33
*	25	20	10	<b>760 000 344</b>	1	0.203	108	208	38
*	32	25	10	<b>760 000 345</b>	1	0.298	118	218	39
*	40	32	10	<b>760 000 346</b>	1	0.512	137	250	47
*	50	40	10	<b>760 000 347</b>	1	0.715	147	263	49
*	63	50	10	<b>760 000 348</b>	1		168	288	46

5082



### INSTAFLEX Ball valve type 546 PVC-C PB-flange adaptor

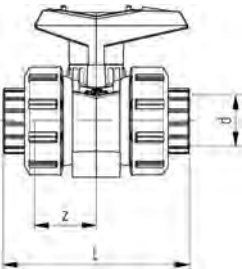
For portable water installations, not DVGW approved

### INSTAFLEX Kugelhahn Typ 546 PVC-C PB-Bundbuchse

Für Wasserinstallationen, keine SVGW Zulassung

d (mm)	DN (mm)	PN (bar)	EPDM Code	SP	Weight (kg)	L (mm)	z (mm)
20	15	16	761 066 337	1	0.160	95	33
25	20	16	761 066 338	1	0.243	108	38
32	25	16	761 066 339	1	0.349	118	39
40	32	16	761 066 340	1	0.614	137	47
50	40	16	761 066 341	1	0.838	147	49
63	50	16	761 066 342	1	1.546	168	46

5088



### INSTAFLEX Ball valve type 546 Pro PP Socket fusion / PB-flange adaptor

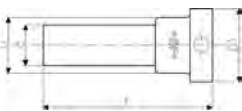
For portable water installations, not DVGW approved

### INSTAFLEX Kugelhahn Typ 546 Pro PP Muffenschweissen / PB-Bundbuchse

Für Wasserinstallationen, keine SVGW Zulassung

d (mm)	DN (mm)	PN (bar)	EPDM Code	SP	Weight (kg)	L (mm)	z (mm)
20	15	16	760 000 337	1	0.119	95	33
25	20	16	760 000 338	1	0.182	108	38
32	25	16	760 000 339	1	0.255	118	39
40	32	16	760 000 340	1	0.446	137	47
50	40	16	760 000 341	1		147	49
63	50	16	760 000 342	1	1.118	168	46

6213



### INSTAFLEX Flange adaptor flat PB With spigot

Suitable to ball valve 546  
on request

### INSTAFLEX Bundbuchse flach PB Mit Stutzen

Suitable to ball valve 546  
on request

d (mm)	Code	SP	Weight (kg)	D (mm)	D1 (mm)	h (mm)
20	761 069 627	1	0.008	27	34	66
25	761 069 628	1	0.025	33	41	71
32	761 069 629	1	0.039	41	50	74
40	761 069 630	1	0.027	50	61	82
50	761 069 631	1	0.094	61	73	87
63	761 069 632	1	0.074	76	90	94

# Additional Components Zusätzliche Komponenten

5096

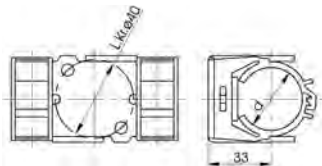


## Valve bracket For valve PB without drain

Only INSTAFLEX  
For GIS or wall mounting

## Ventilhalter Für PB-Ventile ohne Entleerung

Nur für INSTAFLEX  
Für GIS- oder Schachtmontage



d-d (mm)	Code	SP	Weight (kg)
20 - 25	<b>761 066 325</b>	1	0.150

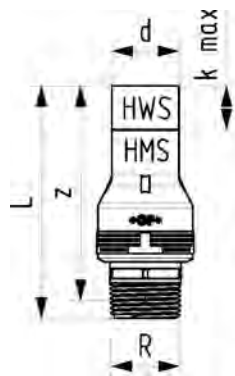
# System Adapters

## System Adapter

### Adapters

#### Adapter

6214



#### INSTAFLEX Adapter PB/Brass

##### Socket fusion transition to male thread

Socket fusion transition to male thread  
Thread in DZR brass, UBA (Umwelt Bundesamt, Germany) conform  
Gasket: EPDM, quality for potable water

- Material: PB, Brass
- Approvals: hot- and cold water approved
- Operation pressure: 16 bars
- Brass: low lead content

#### INSTAFLEX Übergang PB/Messing

##### Muffenschweiss-Übergang mit Aussengewinde

Muffenschweiss-Übergang mit Aussengewinde  
Gewinde mit UBA konformem Messing (Umwelt Bundesamt, Deutschland)  
Dichtung: EPDM Trinkwasserqualität

- Werkstoff: PB, Messing
- Zulassungen: Warm- und Kaltwasser zugelassen
- Betriebsdruck: 16 bar
- Messing: UBA konform

d	R	Code	SP	Weight	L	z	k max.
(mm)	(inch)			(kg)	(mm)	(mm)	(mm)
16	½	<b>761 069 666</b>	1	0.083	96	83	22
20	½	<b>761 069 667</b>	1	0.106	99	86	24
20	¾	<b>761 069 668</b>	1	0.120	101	86	24
25	¾	<b>761 069 669</b>	1	0.146	104	89	23
25	1	<b>761 069 670</b>	1	0.161	107	90	23
32	1	<b>761 069 671</b>	1	0.239	111	94	21
40	1 ¼	<b>761 069 672</b>	1	0.389	133	114	24
50	1 ½	<b>761 069 673</b>	1	0.489	138	119	22
63	2	<b>761 069 674</b>	1	0.808	156	132	21

6215

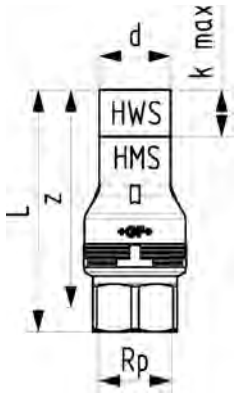


### INSTAFLEX Adapter PB/Brass Socket fusion transition to female thread

Socket fusion transition to female thread  
Thread in DZR brass, UBA (Umwelt Bundesamt, Germany) conform  
EPDM sealing hot and cold water approved  
\*as long as stock last

### INSTAFLEX Übergang PB/Messing Muffenschweiß-Übergang mit Innengewinde

Muffenschweiß-Übergang mit Innengewinde  
Gewinde mit UBA konformem Messing (Umwelt Bundesamt, Deutschland)  
EPDM-Dichtung zugelassen für Warm- und Kaltwasser  
\*solange Vorrat



	d (mm)	Rp (inch)	Code	SP	Weight (kg)	L (mm)	z (mm)	k max. (mm)
	16	½	761 069 675	1	0.091	97	84	22
*	20	½	761 069 676	1	0.104	100	87	23
	20	¾	761 069 677	1	0.132	100	85	23
	25	¾	761 069 678	1	0.151	104	89	23
	25	1	761 069 679	1	0.189	108	91	23
	32	1	761 069 680	1	0.184	109	92	21
	40	1 ¼	761 069 681	1	0.408	130	111	24
	50	1 ½	761 069 682	1	0.564	135	116	22
	63	2	761 069 683	1	0.789	148	124	21

6215

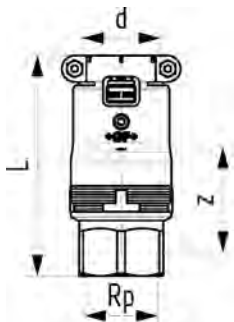


### INSTAFLEX Adapter PB/Brass Electro fusion transition to female thread

Electro fusion transition to female thread  
Thread in DZR brass, UBA (Umwelt Bundesamt, Germany) conform  
EPDM sealing hot and cold water approved

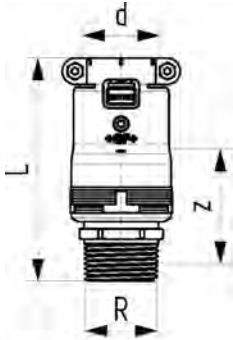
### INSTAFLEX Übergang PB/Messing Elektroschweiß-Übergang (HWS) mit Innengewinde

Elektroschweiß-Übergang mit Innengewinde  
Gewinde mit UBA konformem Messing (Umwelt Bundesamt, Deutschland)  
EPDM-Dichtung zugelassen für Warm- und Kaltwasser



	d (mm)	Rp (inch)	Code	SP	Weight (kg)	L (mm)	z (mm)
	16	½	761 069 702	1	0.102	88	35
	20	½	761 069 703	1	0.112	91	37
	20	¾	761 069 704	1	0.137	91	35
	25	¾	761 069 705	1	0.172	95	37
	25	1	761 069 706	1	0.202	100	39
	32	1	761 069 707	1	0.235	100	39
	40	1 ¼	761 069 708	1	0.424	119	51
	50	1 ½	761 069 709	1	0.591	124	56
	63	2	761 069 710	1	0.836	142	65

6214



### INSTAFLEX Adapter PB/Brass Electro fusion transition to male thread

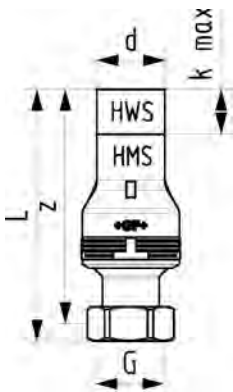
Electro fusion transition to male thread  
Thread in DZR brass, UBA (Umwelt Bundesamt, Germany) conform  
EPDM sealing hot and cold water approved

### INSTAFLEX Übergang PB/Messing Elektroschweiss-Übergang (HWS) mit Aussengewinde

Elektroschweiss-Übergang mit Aussengewinde  
Gewinde mit UBA konformem Messing (Umwelt Bundesamt, Deutschland)  
EPDM-Dichtung zugelassen für Warm- und Kaltwasser

d (mm)	R (inch)	Code	SP	Weight (kg)	L (mm)	z (mm)
16	½	761 069 711	1	0.093	87	36
20	½	761 069 712	1	0.120	90	37
20	¾	761 069 713	1	0.125	92	38
25	¾	761 069 714	1	0.172	96	39
25	1	761 069 715	1	0.175	98	39
32	1	761 069 716	1	0.254	102	43
40	1 ¼	761 069 717	1	0.405	122	56
50	1 ½	761 069 718	1	0.526	127	61
63	2	761 069 719	1	0.855	150	76

6216



### INSTAFLEX Adapter PB/Brass Socket fusion transition to loose nut adapter concentering / Flat seal

Socket fusion transition to loose nut adapter concentering  
Thread in DZR brass, UBA (Umwelt Bundesamt, Germany) conform  
EPDM sealing hot and cold water approved  
Incl. flat seal EPDM  
\*as long as stock last

### INSTAFLEX Übergang PB/Messing Muffenschweiss-Übergang mit loser Mutter und Zentrierung / Flachdichtend

Muffenschweiss-Übergang mit loser Mutter und Zentrierung  
Gewinde mit UBA konformem Messing (Umwelt Bundesamt, Deutschland)  
EPDM-Dichtung zugelassen für Warm- und Kaltwasser  
Mit EPDM-Flachdichtung  
\*solange Vorrat

d (mm)	G (inch)	Code	SP	Weight (kg)	L (mm)	z (mm)	k max. (mm)	L min. (mm)	SF (mm)
16	¾	761 069 684	1	0.715	100	93	22	17	
20	¾	761 069 685	1	0.158	102	94	24	16	
20	1	761 069 686	1	0.171	107	98	24	16	
25	¾	761 069 687	1	0.171	108	101	23	20	
25	1	761 069 688	1	0.211	110	102	23	20	
25	1 ¼	761 069 689	1	0.274	118	109	23	20	
32	1	761 069 690	1	0.260	118	110	21	22	
32	1 ¼	761 069 691	1	0.289	118	110	21	22	
32	1 ½	761 069 692	1	0.358	119	110	21	22	
40	1 ¼	761 069 693	1	0.378	134	105	24	26	
40	1 ½	761 069 694	1	0.402	132	124	24	24	
*	40	2	761 069 695	1	0.576	139	126	24	24
50	1 ¾	761 069 696	1	0.607	142	131	22	28	
50	2 ¼	761 069 697	1	0.705	150	138	22	28	
63	2 ¾	761 069 698	1	1.051	159	147	21	30	
*	63	2 ¾	761 069 699	1	1.177	161	146	21	30
*	16	½	761 069 700	1	0.125	98	91	22	16
*	20	¾	761 069 701	1	0.116	102	95	24	16

6216

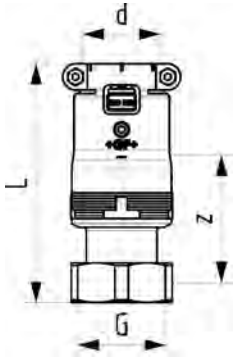


**INSTAFLEX Adapter PB/Brass**  
**Electro fusion transition to loose nut adapter / Flat Seal**

Electro fusion transition to loose nut adapter  
 Thread in DZR brass, UBA (Umwelt Bundesamt, Germany) conform  
 EPDM sealing hot and cold water approved  
 Incl. flat seal EPDM  
 \*as long as stock last

**INSTAFLEX Übergang PB/Messing**  
**Elektroschweiss-Übergang (HWS) mit loser Mutter / Flachdichtend**

Elektroschweiss-Übergang mit auf Verschraubung mit loser Mutter  
 Gewinde mit UBA konformem Messing (Umwelt Bundesamt, Deutschland)  
 EPDM-Dichtung zugelassen für Warm- und Kaltwasser  
 Mit EPDM-Flachdichtung  
 \*solange Vorrat



	d (mm)	G (inch)	Code	SP	Weight (kg)	L (mm)	z (mm)
*	16	¾	761 069 720	1	0.143	90	46
*	20	¾	761 069 721	1	0.138	92	46
*	20	1	761 069 722	1	0.196	98	50
*	25	¾	761 069 723	1	0.127	99	50
*	25	1	761 069 724	1	0.192	102	51
*	25	1 ¼	761 069 725	1	0.254	109	58
*	32	1 ¼	761 069 727	1	0.293	109	58
*	32	1	761 069 726	1	0.223	109	58
*	32	1 ½	761 069 728	1	0.373	110	58
*	40	1 ¼	761 069 729	1	0.395	123	67
*	40	1 ½	761 069 730	1	0.479	121	64
*	40	2	761 069 731	1	0.588	128	68
*	50	1 ¾	761 069 732	1	0.629	131	73
*	50	2 ¼	761 069 733	1	0.731	138	77
*	63	2 ¾	761 069 734	1	1.107	152	89
*	63	2 ¾	761 069 735	1	1.225	155	89
*	16	½	761 069 736	1	0.162	88	44
*	20	¾	761 069 737	1	0.156	93	47

6220

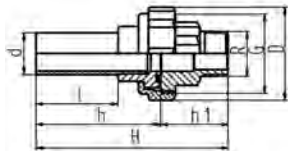


**INSTAFLEX Adapter union PB/Brass**  
**With spigot for electro fusion and socket fusion / Male thread**

Spigot for electro fusion and socket fusion - male thread  
 Including EPDM O-Ring, quality suitable for potable water

**INSTAFLEX Übergangs-Verschraubung PB/Messing**  
**Mit Stutzen für Elektroschweissen (HWS) und Muffenschweissen (HMS) / Aussengewinde**

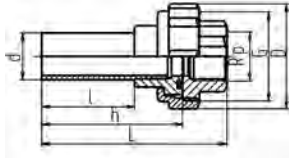
Stutzen für Heizwendel- und Muffenschweißung - Aussengewinde  
 Inklusive O-Ring, EPDM Trinkwasserqualität



	d (mm)	R (inch)	Code	SP	Weight (kg)	D (mm)	H (mm)	G (inch)	h (mm)	h1 (mm)	l (mm)
	16	½	760 857 200	1	0.221	41	106	1	68	38	45
	20	½	760 857 201	1	0.232	46	110	1 ¼	70	40	47
	25	¾	760 857 202	1	0.340	52	117	1 ½	76	41	50
	32	1	760 857 203	1	0.489	64	123	2	78	45	50
	40	1 ¼	760 857 204	1	0.673	79	136	2 ½	88	48	56
	50	1 ½	760 857 205	1	0.783	85	141	2 ¾	93	48	58
	63	2	760 857 206	1	1.100	104	152	3 ½	98	54	60



6221



**INSTAFLEX Adapter union PB/Brass**  
**With spigot for electro fusion and socket fusion / Female thread**

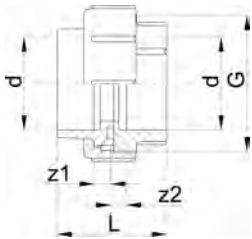
Spigot for electro fusion and socket fusion - female thread  
 Including EPDM O-Ring, quality suitable for potable water

**INSTAFLEX Übergangs-Verschraubung PB/Messing**  
**Mit Stutzen für Elektroschweissen (HWS) und Muffenschweissen (HMS) / Innengewinde**

Stutzen für Heizwendel- und Muffenschweißung - Innengewinde  
 Inklusive O-Ring, EPDM Trinkwasserqualität

d (mm)	Rp (inch)	GF Code	SP	Weight (kg)	D (mm)	L (mm)	G (inch)	l (mm)	h (mm)	z (mm)
16	½	<b>760 857 207</b>	1	0.171	41	90	1	45	68	9
20	½	<b>760 857 208</b>	1	0.225	46	94	1 ¼	47	70	10
25	¾	<b>760 857 209</b>	1	0.274	52	100	1 ½	50	76	9
32	1	<b>760 857 210</b>	1	0.391	64	103	2	50	78	8
40	1 ¼	<b>760 857 211</b>	1	0.620	79	114	2 ½	56	88	7
50	1 ½	<b>760 857 212</b>	1	0.678	85	119	2 ¾	58	93	7
63	2	<b>760 857 213</b>	1	1.036	104	126	3 ½	60	98	5

5035



**INSTAFLEX Union PB/Brass**  
**Socket-socket**

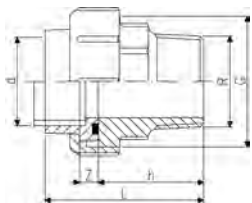
Including EPDM O-Ring, quality suitable for potable water

**INSTAFLEX Verschraubung PB/Messing**  
**Muffe-Muffe**

Inklusive O-Ring, EPDM Trinkwasserqualität

d (mm)	Code	SP	Weight (kg)	G (inch)	L (mm)	z1 (mm)	z2 (mm)
16	<b>761 066 691</b>	10	0.135	1	43	8	5
20	<b>761 066 692</b>	10	0.164	1 ¼	43	8	5
25	<b>761 066 693</b>	10	0.208	1 ½	49	8	5
32	<b>761 066 694</b>	5	0.300	2	53	8	5
40	<b>761 066 695</b>	5	0.469	2 ½	59	10	5
50	<b>761 066 696</b>	2	0.525	2 ¾	65	10	5
63	<b>761 066 697</b>	2	0.766	3 ½	71	10	5

5036



**INSTAFLEX Adapter union PB/Brass**  
**Socket / Male thread**

Including EPDM O-Ring, quality suitable for potable water

**INSTAFLEX Übergangs-Verschraubung PB/Messing**  
**Muffe / Aussengewinde**

Inklusive O-Ring, EPDM Trinkwasserqualität

d (mm)	R (inch)	GF Code	G (inch)	L (mm)	h (mm)	z (mm)
16	½	<b>760 857 155</b>	1	61	38	8
20	½	<b>760 857 156</b>	1 ¼	63	40	8
25	¾	<b>760 857 157</b>	1 ½	67	41	8
32	1	<b>760 857 158</b>	2	73	45	8
40	1 ¼	<b>760 857 159</b>	2 ½	80	48	10
50	1 ½	<b>760 857 160</b>	2 ¾	83	48	10
63	2	<b>760 857 161</b>	3 ½	92	54	10

5037

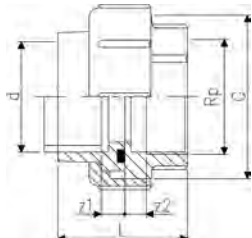


### INSTAFLEX Adapter union PB/Brass Socket / Female thread

Including EPDM O-Ring, quality suitable for potable water  
\*previous article (761066705) is still available

### INSTAFLEX Übergangs-Verschraubung PB/Messing Muffe / Innengewinde

Inklusive O-Ring, EPDM Trinkwasserqualität  
\*Vorgänger (761066705) ist noch verfügbar



	d (mm)	Rp (inch)	Code	L (mm)	z1 (mm)	z2 (mm)	G (inch)
*	16	½	<b>760 857 162</b>	45	8	9	1
	20	½	<b>760 857 163</b>	47	8	10	1 1/4
	25	¾	<b>760 857 164</b>	50	8	9	1 1/2
	32	1	<b>760 857 165</b>	53	8	8	2
	40	1 ¼	<b>760 857 166</b>	58	10	7	2 1/2
	50	1 ½	<b>760 857 167</b>	61	10	7	2 3/4
	63	2	<b>760 857 168</b>	66	10	9	3 1/2

6225

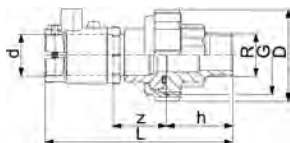


### INSTAFLEX Adapter union PB/Brass Electro fusion / Male thread

Including EPDM O-Ring, quality suitable for potable water

### INSTAFLEX Übergangs-Verschraubung PB/Messing Elektroschweißen (HWS) / Aussengewinde

Inklusive O-Ring, EPDM Trinkwasserqualität



d (mm)	R (inch)	GF Code	D (mm)	L (mm)	G (inch)	h (mm)	z (mm)
16	½	<b>760 857 214</b>	41	106	1	38	31
20	½	<b>760 857 215</b>	50	109	1 ¼	40	30
25	¾	<b>760 857 216</b>	56	116	1 ½	41	33
32	1	<b>760 857 217</b>	69	124	2	45	37
40	1 ¼	<b>760 857 218</b>	83	137	2 ½	48	42
50	1 ½	<b>760 857 219</b>	90	143	2 ¾	48	46
63	2	<b>760 857 220</b>	110	158	3 ½	54	53

6226

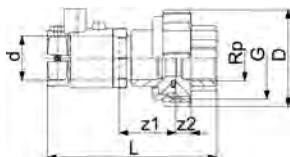


### INSTAFLEX Adapter union PB/Brass Electro fusion / Female thread

Including EPDM O-Ring, quality suitable for potable water

### INSTAFLEX Übergangs-Verschraubung PB/Messing Elektroschweißen (HWS) / Innengewinde

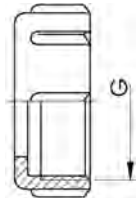
Inklusive O-Ring, EPDM Trinkwasserqualität



d (mm)	Rp (inch)	Code	D (mm)	L (mm)	G (inch)	z1 (mm)	z2 (mm)
16	½	<b>760 857 221</b>	41	90	1	31	9
20	½	<b>760 857 222</b>	50	93	1 ¼	30	10
25	¾	<b>760 857 223</b>	56	99	1 ½	33	9
32	1	<b>760 857 224</b>	69	104	2	37	8
40	1 ¼	<b>760 857 225</b>	83	115	2 ½	42	7
50	1 ½	<b>760 857 226</b>	90	121	2 ¾	46	7
63	2	<b>760 857 227</b>	110	132	3 ½	53	5

# Accessories Zubehör

5081



## INSTAFLEX Union nut

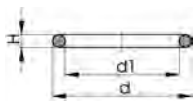
Suitable for flange or union nut

## INSTAFLEX Überwurfmutter

Passend zu losem Flansch oder Überwurfmutter

d (mm)	G (inch)	Code	SP	Weight (kg)
16	1	<b>761 066 188</b>		0.090
20	1 ¼	<b>761 066 100</b>	84	0.100
25	1 ½	<b>761 066 101</b>		0.104
32	2	<b>761 066 102</b>		0.142
40	2 ½	<b>761 066 103</b>		0.226
50	2 ¾	<b>761 066 104</b>		0.261
63	3 ½	<b>761 066 105</b>		0.334

5080



## INSTAFLEX O-ring

Quality suitable for potable water

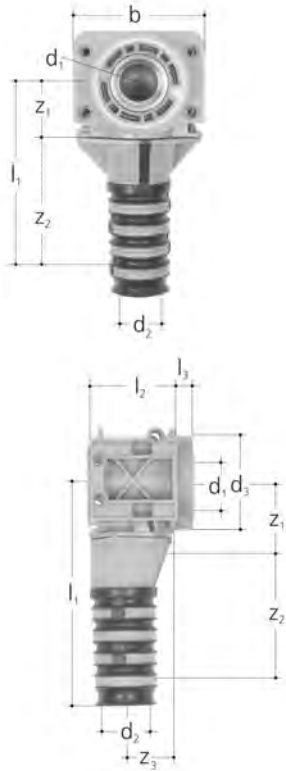
## INSTAFLEX O-Ring

Geeignet für Trinkwasser

d (mm)	Code	SP	Weight (kg)	d1 (mm)	D (mm)	H (mm)
16	<b>761 066 558</b>	0	0.002	19	26	4
20	<b>761 066 124</b>	0	0.002	23	31	4
25	<b>761 066 125</b>	0	0.001	28	35	4
32	<b>761 066 126</b>	0	0.001	36	43	4
40	<b>761 066 127</b>		0.004	44	55	5
50	<b>761 066 128</b>	0	0.001	53	64	5
63	<b>761 066 129</b>	0	0.002	69	80	5
75	<b>761 070 036</b>		0.007	82	93	5
90	<b>761 070 037</b>		0.008	101	112	5
110	<b>761 070 038</b>		0.016	120	134	7

# Pipe Outlets Armaturenanschlüsse

3000



## INSTAFLEX Box 90° Brass/Plastic

- Material: brass (low lead), plastic
- Connection: female thread
- Consisting of: box body, box foot, bend, clamp screw connection  
\*as long as stock last

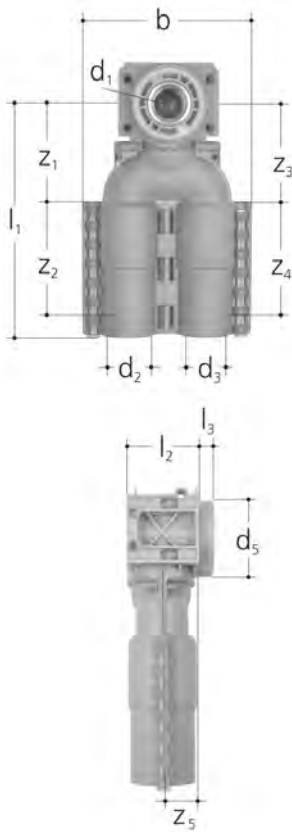
## INSTAFLEX Dose 90° Messing/Kunststoff

- Werkstoff: Messing (bleiarm), Kunststoff
- Anschluss: Innengewinde
- Bestehend aus: Dosenkörper, Dosenfuss, Dosenbogen, Klemmverschraubungen  
\*solange Vorrat

d	Rp	GF	SP	Weight
(mm)	(inch)	Code		(kg)
16	½	760 857 187	1	0.110
20	½	760 857 188	1	0.148
*	¾	760 857 189	1	0.182

d	b	d1	Rp	d2	d3	l1	l2	l3	z1	z2	z3
(mm)	(mm)	(mm)	(inch)	(mm)	(mm)	(mm)	(mm)	(mm)	(mm)	(mm)	(mm)
16	16		½	25	47	109	41	10	37	50	21
20	20		½	29	47	118	41	10	44	50	17
*	20		¾	29	47	118	41	10	44	50	15

3002



**INSTAFLEX Box 2-way 90° Brass/Plastic**

- Material: brass (low lead), plastic
- Connection: female thread
- Consisting of: box body, box foot, bend, clamp screw connection
- \*as long as stock last

**INSTAFLEX Dose 2-fach 90° Messing/Kunststoff**

- Werkstoff: Messing (bleiarm), Kunststoff
- Anschluss: Innengewinde
- Bestehend aus: Dosenkörper, Dosenfuss, Dosenbogen, Klemmverschraubungen
- \*solange Vorrat

	d-d (mm)	Rp (inch)	GF Code	SP	Weight (kg)
*	16 - 16	½	<b>760 857 190</b>	1	0.400
*	20 - 16	½	<b>760 857 192</b>	1	0.400
*	20 - 20	½	<b>760 857 193</b>	1	0.400

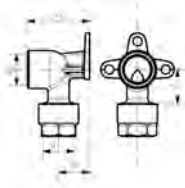
	b (mm)	d1 (inch)	Rp (mm)	d2 (mm)	d3 (mm)	d5 (mm)	l1 (mm)	l2 (mm)	l3 (mm)	z1 (mm)	z2 (mm)	z3 (mm)	z4 (mm)	z5 (mm)
*	110	½	25	25	47	148	41	10	66	50	66	50	17	
*	110	½	29	25	47	148	41	10	69	50	66	50	17	
*	110	½	29	29	47	148	41	10	69	50	69	50	17	

3032



**INSTAFLEX Single pipe outlet Brass With flange**

- Screw 760 856 040, self tapping M6 x 16
- \* for GIS wall mounting
- \*\*as long as stock last



**INSTAFLEX Armaturenanschluss einfach Messing Mit Flansch**

- Befestigungsschraube 760 856 040, selbstfurchende Gewindeschraube M6x16
- \* für GIS Armaturenplatte
- \*solange Vorrat

	d (mm)	Rp (inch)	Code	SP	Weight (kg)	H (mm)	H1 (mm)	z (mm)
**	16	½	<b>760 857 007</b>	10	0.180	44	22	28
**	16	½	<b>760 857 008</b>	2	0.279	60	22	28
**	16	½	<b>760 857 009</b>	2	0.319	80	22	28
* & **	16	½	<b>760 857 010</b>	2	0.333	100	22	28
**	20	½	<b>760 857 011</b>	10	0.213	44	25	28
**	20	¾	<b>760 857 012</b>	1	0.313	44	25	28

3043

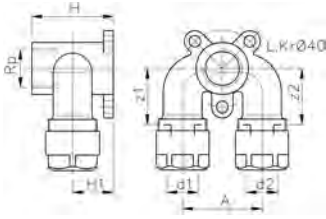


**INSTAFLEX Dual pipe outlet Brass  
With flange**

Screw 760 856 040, self tapping M6 x 16  
\* for GIS wall mounting

**INSTAFLEX Armaturenanschluss doppelt Messing  
Mit Flansch**

Befestigungsschraube 760 856 040, selbstfurchende Gewindeschraube M6x16  
\* für GIS Armaturenplatte



	d1	d2	Rp	Code	SP	Weight	H	H1	z1	z2	A
	(mm)	(mm)	(inch)			(kg)	(mm)	(mm)	(mm)	(mm)	(mm)
	16	16	½	<b>760 857 013</b>	1	0.380	44	22	30	30	40
*	16	16	½	<b>760 857 014</b>	1	0.501	100	22	30	30	40
	20	20	½	<b>760 857 015</b>	1	0.439	44	25	32	32	40

3030

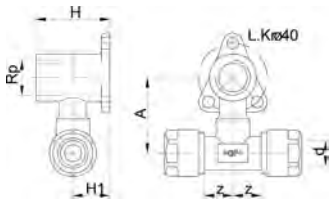


**Dual pipe outlet - flange**

Screw 760 856 040, self tapping M6 x 16  
\*as long as stock last

**Armaturenanschluss doppelt, mit Flansch**

Befestigungsschraube 760 856 040, selbstfurchende Gewindeschraube M6x16  
\*solange Vorrat



	d	Rp	Code	SP	Weight	H	H1	z
	(mm)	(inch)			(kg)	(mm)	(mm)	(mm)
*	16	½	<b>760 857 197</b>	10	0.344	44	22	19

3066



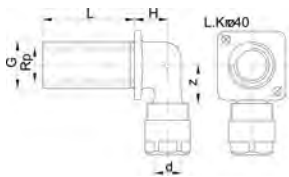
**INSTAFLEX Single pipe outlet brass With mounting flange**

Screw 760 856 040, self tapping M6 x 16  
\* on request  
\*\*as long as stock last  
• Material: brass

**INSTAFLEX Armaturenanschluss einfach Messing  
Mit Flansch**

Befestigungsschraube 760 856 040, selbstfurchende Gewindeschraube M6x16  
\* auf Anfrage

\*solange Vorrat  
• Werkstoff: Messing



	d	Rp	G	Code	SP	Weight	L	H	z
	(mm)	(inch)	(inch)			(kg)	(mm)	(mm)	(mm)
	16	½	¾	<b>760 856 041</b>	2	0.236	30	20	26
* & **	16	½	¾	<b>760 856 050</b>	2	0.254	42	20	26
	16	½	¾	<b>760 869 906</b>	2	0.273	55	20	26

3064

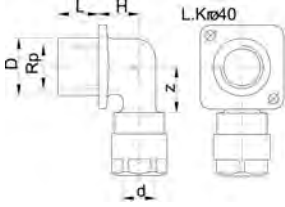


**INSTAFLEX Single pipe outlet Brass  
With mounting flange**

Screw 760 856 040, self tapping M6 x 16  
\*as long as stock last

**INSTAFLEX Armaturenanschluss einfach Messing  
Mit Flansch**

Befestigungsschraube 760 856 040, selbstfurchende Gewindeschraube M6x16  
\*solange Vorrat



	d (mm)	Rp (inch)	Code	SP	Weight (kg)	D (mm)	L (mm)	H (mm)	z (mm)
*	16	1/2	<b>760 869 904</b>	2	0.222	27	20	22	26

3172

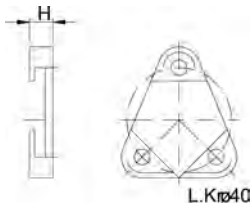


**INSTAFLEX Rubber isolator  
For pipe outlets**

Suitable for dual pipe outlets

**INSTAFLEX Gummiunterlage  
Für Armaturenanschlüsse**

Passend zu Armaturenanschluss doppelt



H (mm)	Code	SP	Weight (kg)	z (mm)
9	<b>760 856 205</b>	20	0.007	3

3173

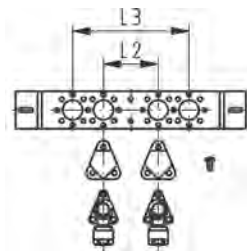


**INSTAFLEX Pipe outlet GIS**

Consisting: 1 Distance plate, 2 Rubber isolator, 6 Screws, 2 Single pipe outlet d16 - 1/2"  
\*as long as stock last

**INSTAFLEX GIS-Armaturenanschluss**

Bestehend aus: 1 Distanzhalter, 2 Gummiunterlagen, 6 Zylinderschrauben, 2  
Armaturenanschlüsse einfach d16-1/2"  
\*solange Vorrat



L2 (mm)	L3 (mm)	Code	SP	Weight (kg)
73	153	<b>760 856 010</b>	1	0.933

3077

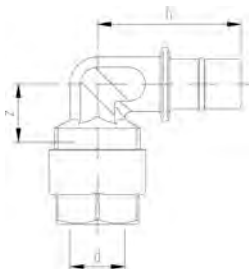
**INSTAFLEX Pipe outlet for flushing cistern Meplafix 90° Brass**



Incl. protection cap  
\*as long as stock last

**INSTAFLEX Spülkastenanschluss Meplafix 90° Messing**

Inkl. Schutzkappe  
\*solange Vorrat



	d (mm)	Code	SP	Weight (kg)	h (mm)	z (mm)
*	16	<b>760 857 016</b>	1	0.163	43	21

3071

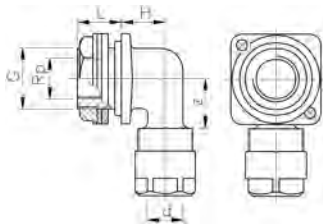
**INSTAFLEX Single pipe outlet Brass**



With fastening set  
\*as long as stock last

**INSTAFLEX Armaturenanschluss einfach Messing**

mit Befestigungssatz  
\*solange Vorrat



	d (mm)	Rp (inch)	Code	SP	Weight (kg)	G (inch)	H (mm)	L (mm)	z (mm)
*	16	½	<b>760 857 017</b>	5	0.243	1	22	14	26

3073

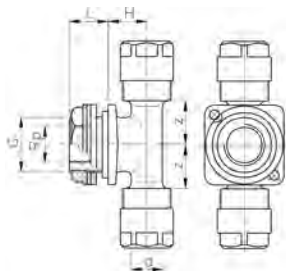
**INSTAFLEX Dual pipe outlet Brass  
Not interchangeable**



With fastening set  
\*as long as stock last

**INSTAFLEX Armaturenanschluss doppelt Messing**

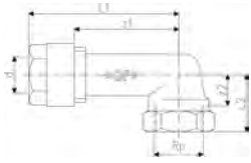
mit Befestigungssatz  
\*solange Vorrat



	d (mm)	Rp (inch)	Code	SP	Weight (kg)	G (inch)	L (mm)	H (mm)	z (mm)
*	16	½	<b>760 857 018</b>	5	0.340	1	14	22	26



3367



**INSTAFLEX Single pipe outlet brass  
90°**

- \* as long as stock last
- Material: brass

**INSTAFLEX Armaturenanschluss einfach Messing  
90°**

- \*solange Vorrat
- Werkstoff: Messing

	d (mm)	Rp (inch)	Code	SP	Weight (kg)	L1 (mm)	L2 (mm)	z1 (mm)	z2 (mm)
*	16	½	<b>760 854 882</b>	5	0.210	67	30	46	17
*	20	½	<b>760 854 883</b>	5	0.225	74	30	48	17
*	20	¾	<b>760 854 884</b>	5	0.304	76	30	50	16

5409



**Pressure- and protection plug brass**

- Material: brass, plastic
- For iFIT, INSTAFLEX, JRG Sanipex, JRG Sanipex MT

**Abress- und Schutzstopfen Messing**

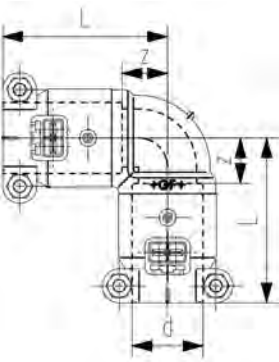
- Werkstoff: Messing, Kunststoff
- Für iFIT, INSTAFLEX, JRG Sanipex, JRG Sanipex MT

GN (inch)	JRG Code	GF Code	SP	Weight (kg)	d (mm)	l (mm)
½	<b>5409.030</b>	<b>355 564 112</b>	10	0.051	33	70

# Electro Fusion Jointing Elektroschweissung

## Fittings Fittings

6202



### INSTAFLEX Elektro fusion Elbow 90° PB

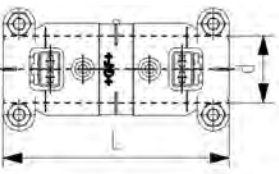
- Material: PB
- Approvals: hot- and cold water approved
- Operation pressure: 16 bars
- No elastomer components contained

### INSTAFLEX Elektroschweiss Winkel 90° PB

- Werkstoff: PB
- Zulassungen: Warm- und Kaltwasser zugelassen
- Betriebsdruck: 16 bar
- No elastomer components contained

d (mm)	Code	SP	Weight (kg)	L (mm)	z (mm)
16	<b>761 069 214</b>	1	0.023	47	10
20	<b>761 069 215</b>	1	0.027	54	14
25	<b>761 069 216</b>	1	0.039	58	16
32	<b>761 069 217</b>	1	0.079	60	18
40	<b>761 069 218</b>	1	0.128	69	22
50	<b>761 069 219</b>	1	0.206	78	29
63	<b>761 069 220</b>	1	0.328	86	36
75	<b>761 069 221</b>	1	0.515	112	45
90	<b>761 069 222</b>	1	0.811	127	54
110	<b>761 069 223</b>	1	1.330	146	66

6200



### INSTAFLEX Electro fusion coupler PB

Suitable as sliding coupling

### INSTAFLEX Elektroschweiss Muffe PB

Ausbrechbarer Mittenanschlag

d (mm)	Code	SP	Weight (kg)	L (mm)
16	<b>761 069 200</b>	1	0.023	76
20	<b>761 069 201</b>	1	0.027	80
25	<b>761 069 202</b>	1	0.041	85
32	<b>761 069 203</b>	1	0.053	85
40	<b>761 069 204</b>	1	0.084	95
50	<b>761 069 205</b>	1	0.121	99
63	<b>761 069 206</b>	1	0.184	102
75	<b>761 069 265</b>	1	0.317	134
90	<b>761 069 266</b>	1	0.519	147
110	<b>761 069 267</b>	1	0.766	160

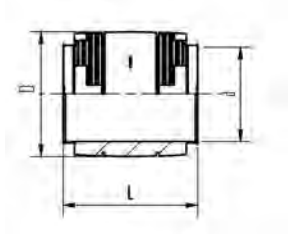
6240



### INSTAFLEX Electro fusion coupler PB

#### INSTAFLEX Elektroschweiss Muffe PB PN16

d (mm)	Code	SP	Weight (kg)	L (mm)
125	<b>761 069 555</b>	1	1.565	186
160	<b>761 069 556</b>	1	1.397	190
225	<b>761 069 557</b>	1	4.472	220



6201



### INSTAFLEX Electro fusion adaptor polybuten

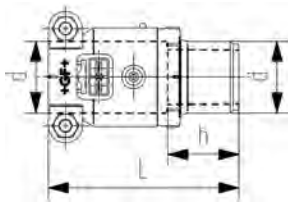
Transition to socket fusion - HMS

- Material: Polybutene (grey)

#### INSTAFLEX Elektroschweiss Übergang Polybuten

Stutzen für Muffenschweissung

- Werkstoff: Polybuten (grau)



d (mm)	Code	SP	Weight (kg)	L (mm)	h (mm)
16	<b>761 069 207</b>	1	0.026	60	23
20	<b>761 069 208</b>	1	0.017	61	22
25	<b>761 069 209</b>	1	0.026	67	25
32	<b>761 069 210</b>	1	0.037	71	29
40	<b>761 069 211</b>	1	0.060	79	32
50	<b>761 069 212</b>	1	0.095	85	36
63	<b>761 069 213</b>	1	0.151	94	43

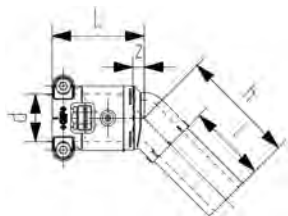
6223



### INSTAFLEX Electro fusion Elbow 45° PB With socket-spigot

#### INSTAFLEX Elektroschweiss Winkel 45° PB Mit Muffe-Stutzen

d (mm)	Code	SP	Weight (kg)	L (mm)	l (mm)	h (mm)	z (mm)
16	<b>761 069 447</b>	1	0.014	44	38	50	6
20	<b>761 069 448</b>	1	0.030	46	40	54	7
25	<b>761 069 449</b>	1	0.042	50	42	57	8
32	<b>761 069 450</b>	1	0.055	51	42	60	9
40	<b>761 069 451</b>	1	0.098	58	47	67	11
50	<b>761 069 452</b>	1	0.156	63	49	75	14
63	<b>761 069 453</b>	1	0.242	68	51	79	17

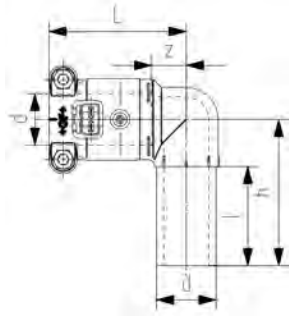


6222



**INSTAFLEX Elbow 90° PB**  
With socket-spigot

**INSTAFLEX Winkel 90° PB**  
Mit Muffe-Stutzen



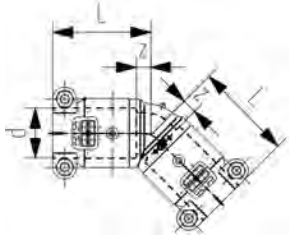
d (mm)	Code	SP	Weight (kg)	L (mm)	l (mm)	h (mm)	z (mm)
16	<b>761 069 434</b>	1	0.025	47	40	53	10
20	<b>761 069 435</b>	1	0.035	54	40	58	14
25	<b>761 069 436</b>	1	0.047	58	42	62	16
32	<b>761 069 437</b>	1	0.071	60	42	66	18
40	<b>761 069 438</b>	1	0.113	69	47	77	22
50	<b>761 069 439</b>	1	0.181	78	49	85	29
63	<b>761 069 440</b>	1	0.290	86	51	96	36

6203



**INSTAFLEX Electro fusion Elbow 45° PB**

**INSTAFLEX Elektroschweiss Winkel 45° PB**  
Mit Muffe-Stutzen



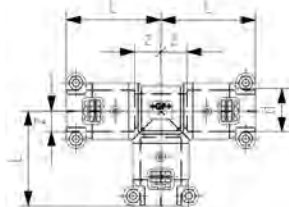
d (mm)	Code	SP	Weight (kg)	L (mm)	z (mm)
16	<b>761 069 227</b>	1	0.033	44	6
20	<b>761 069 228</b>	1	0.027	46	7
25	<b>761 069 229</b>	1	0.039	50	8
32	<b>761 069 230</b>	1	0.059	51	9
40	<b>761 069 231</b>	1	0.070	58	11
50	<b>761 069 232</b>	1	0.147	63	14
63	<b>761 069 233</b>	1	0.275	68	17
75	<b>761 069 234</b>	1	0.451	88	21
90	<b>761 069 235</b>	1	0.700	98	25
110	<b>761 069 236</b>	1	1.098	111	31

6204



**INSTAFLEX Electro fusion T-piece polybuten 90°**

**INSTAFLEX Elektroschweiss T-Stück Polybuten 90°**



d (mm)	Code	SP	Weight (kg)	L (mm)	z (mm)
16	<b>761 069 237</b>	1	0.053	47	10
20	<b>761 069 238</b>	1	0.067	54	14
25	<b>761 069 239</b>	1	0.089	58	16
32	<b>761 069 240</b>	1	0.116	60	18
40	<b>761 069 241</b>	1	0.185	69	22
50	<b>761 069 242</b>	1	0.290	78	29
63	<b>761 069 243</b>	1	0.452	86	36
75	<b>761 069 244</b>	1	0.747	112	45
90	<b>761 069 245</b>	1	0.890	127	54
110	<b>761 069 246</b>	1	1.884	146	66

6205

**INSTAFLEX Tee 90° reducer PB****INSTAFLEX T-Stück 90° Reduktion PB**

d1 (mm)	d2 (mm)	d3 (mm)	Code	SP	Weight (kg)	L1 (mm)	L2 (mm)	L3 (mm)	z1 (mm)	z2 (mm)	z3 (mm)
20	16	16	<b>761 069 249</b>	1	0.058	54	47	47	14	10	10
20	16	20	<b>761 069 250</b>	1	0.041	54	49	54	14	11	14
25	16	25	<b>761 069 251</b>	1	0.082	58	54	58	16	16	16
25	20	20	<b>761 069 256</b>	1	0.079	58	54	54	16	14	14
25	20	25	<b>761 069 252</b>	1	0.079	58	54	58	16	14	16
25	25	20	<b>761 069 257</b>	1	0.081	58	58	54	16	16	14
32	20	32	<b>761 069 253</b>	1	0.088	60	58	60	18	18	18
32	25	25	<b>761 069 258</b>	1	0.098	60	58	58	18	16	16
32	25	32	<b>761 069 254</b>	1	0.095	60	58	60	18	16	18
40	20	40	<b>761 069 259</b>	1	0.157	69	63	69	22	23	22
40	25	40	<b>761 069 255</b>	1	0.170	69	63	69	22	21	22
40	32	40	<b>761 069 260</b>	1	0.168	69	63	69	22	21	22
50	25	50	<b>761 069 261</b>	1	0.246	78	72	78	29	30	29
50	32	50	<b>761 069 262</b>	1	0.260	78	72	78	29	30	29
63	25	63	<b>761 069 263</b>	1	0.360	86	81	86	36	39	36
63	40	63	<b>761 069 264</b>	1	0.384	86	85	86	36	38	36

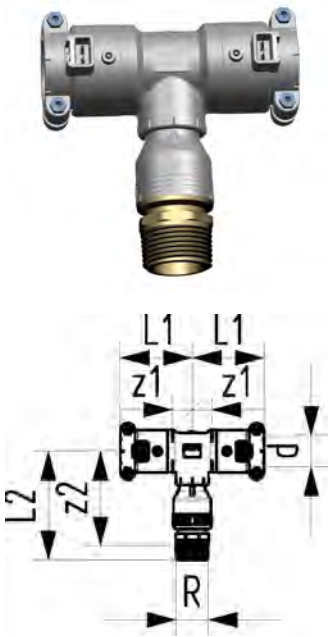
6224

**INSTAFLEX Adapter Tee PB/Brass****Electro fusion Tee transition to male thread**

Electro fusion T-piece with transition to male thread  
Thread in DZR brass, UBA (Umwelt Bundesamt, Germany) conform  
EPDM sealing hot and cold water approved

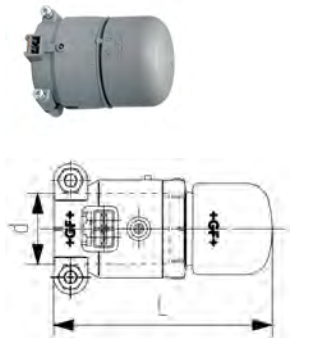
**INSTAFLEX Übergang T-Stück PB/Messing****Elektroschweiss (HWS) T-Stück mit Anschluss auf Aussengewinde**

Elektroschweiss-T-Stück mit Anschluss auf Aussengewinde  
Gewinde mit UBA konformem Messing (Umwelt Bundesamt, Deutschland)  
EPDM-Dichtung zugelassen für Warm- und Kaltwasser



d (mm)	R (inch)	Code	SP	Weight (kg)	L1 (mm)	L2 (mm)	z1 (mm)	z2 (mm)
25	¾	<b>761 069 738</b>	1	0.222	58	88	16	73
32	1	<b>761 069 739</b>	1	0.246	60	97	18	80

6206

**INSTAFLEX Cap PB****INSTAFLEX Kappe PB**

d (mm)	Code	SP	Weight (kg)	L (mm)
16	<b>761 069 270</b>	1	0.022	67
20	<b>761 069 271</b>	1	0.025	70
25	<b>761 069 272</b>	1	0.036	77
32	<b>761 069 273</b>	1	0.054	83
40	<b>761 069 274</b>	1	0.095	95
50	<b>761 069 275</b>	1	0.153	104
63	<b>761 069 276</b>	1	0.265	116

6207

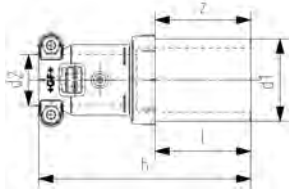


**INSTAFLEX Electro fusion reducer polybutene**

- Material: Polybutene (grey)

**INSTAFLEX Elektroschweiss Reduktion Polybuten**

- Werkstoff: Polybuten (grau)



d1 (mm)	d2 (mm)	Code	SP	Weight (kg)	l (mm)	h (mm)	z (mm)
20	16	761 069 277	1	0.023	40	83	45
25	16	761 069 278	1	0.026	42	83	46
25	20	761 069 279	1	0.026	42	86	47
32	16	761 069 457	1	0.033	42	86	48
32	20	761 069 280	1	0.030	42	84	45
32	25	761 069 281	1	0.038	42	89	47
40	20	761 069 458	1	0.055	47	102	62
40	25	761 069 459	1	0.060	47	104	62
40	32	761 069 282	1	0.060	47	95	53
50	20	761 069 460	1	0.070	49	102	62
50	25	761 069 461	1	0.075	49	104	62
50	32	761 069 462	1	0.075	49	95	53
50	40	761 069 283	1	0.091	49	103	56
63	20	761 069 463	1	0.096	51	102	62
63	25	761 069 464	1	0.109	51	104	62
63	32	761 069 284	1	0.101	51	95	53
63	40	761 069 465	1	0.121	51	103	56
63	50	761 069 285	1	0.141	51	106	57
75	63	761 069 286	1	0.232	67	129	78
90	63	761 069 287	1	0.289	74	128	77
90	75	761 069 288	1	0.354	74	143	76
110	63	761 069 289	1	0.414	80	135	84
110	75	761 069 290	1	0.464	80	150	83
110	90	761 069 291	1	0.576	80	165	92

5205

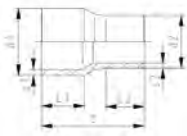


**INSTAFLEX Reducer PB**

- Material: PB

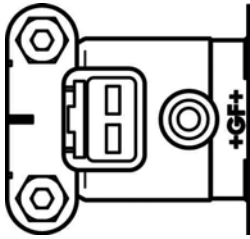
**INSTAFLEX Reduktion PB**

- Werkstoff: PB



d1 (mm)	d2 (mm)	Code	SP	Weight (kg)	L1 (mm)	L2 (mm)	z (mm)
125	110	761 065 267	1	0.729	92	85	215
160	125	761 065 268	1	1.263	102	92	245
225	160	761 065 269	1	2.800	122	102	280
315	225	761 065 322	1	7.933	154	125	377

6235



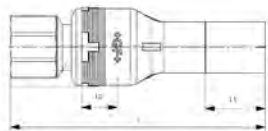
### INSTAFLEX Bracket Clamp PB

\* on request

### INSTAFLEX Fixpunktmuffe PB

\* auf Anfrage

	d (mm)	Code	SP	Weight (kg)
*	16	761 069 490	10	0.016
*	20	761 069 491	10	0.018
*	25	761 069 492	10	0.023
*	32	761 069 493	6	0.030
*	40	761 069 494	6	0.050
*	50	761 069 495	6	0.073
*	63	761 069 496	6	0.102
*	75	761 069 497	6	0.166
*	90	761 069 498	4	0.244
*	110	761 069 499	4	0.380



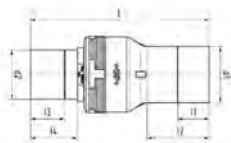
### INSTAFLEX Transition PB/Stainless steel

• Material: V<sub>4</sub>A / 316L

### INSTAFLEX Übergang PB/Edelstahl

• Material: V<sub>4</sub>A / 316L

d-d (inch/mm)	GF Code	SP	Weight (kg)	l (mm)	l1 (mm)	l2 (mm)
1/2 - 20	761 069 774	1	0.107	100	24	14
3/4 - 25	761 069 775	1	0.143	104	43	15
1 - 32	761 069 776	1	0.210	109	43	16



### INSTAFLEX Transition PB/stainless steel With press end

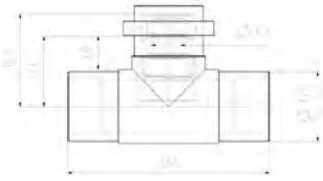
• Material: V<sub>4</sub>A / 316L

### INSTAFLEX Übergang PM/Edelstahl Mit Pressende

• Material: V<sub>4</sub>A / 316L

d1 (mm)	d2 (mm)	GF Code	SP	Weight (kg)	L (mm)	l1 (mm)	l2 (mm)	l3 (mm)	l4 (mm)
40	35	761 069 784	1	0.275	137	24	47.5	26	36
50	42	761 069 785	1	0.390	149.1	22	49.5	30	41
63	54	761 069 786	1	0.628	166.9	20.5	51	35	48

# Segment Fittings Segment Fittings



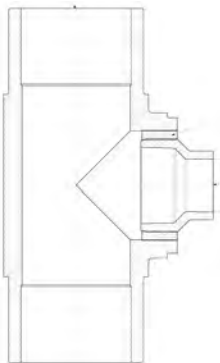
## INSTAFLEX Tee 90° reducer PB With flange

Prefabricated elbow with short end for electro fusion socket  
GF customized quality, pre-peeled, swiss made  
Single packed in plastic bags  
\* on request

## INSTAFLEX T-Stück 90° Reduktion PB Mit Flansch

Vorgefertigter Winkel mit kurzem Ende für Elektroschweissmuffen  
GF Kundenspezifische Qualität, vor geschält, Schweizer Ursprung  
Einzelverpackt, in Beutel  
\* auf Anfrage

	d1 (mm)	d2 (mm)	d3 (mm)	Code	SP	Weight (kg)	L1 (mm)	L2 (mm)
*	125	63	125	<b>761 065 297</b>		2.900	167	366
*	125	75	125	<b>761 065 302</b>	1	3.100	173	366
*	160	110	160	<b>761 065 301</b>	0	0.001	180	420
*	160	125	160	<b>761 065 313</b>	0	5.784	340	420
*	160	75	160	<b>761 065 299</b>	1	4.900	208	420
*	160	90	160	<b>761 065 300</b>	0	0.001	216	420
*	125	110	125	<b>761 065 361</b>	0	2.900	204	366
*	110	63	110	<b>761 065 362</b>	0	2.900	176	420



## INSTAFLEX Tee 90° reducer PB

Prefabricated elbow with short end for electro fusion socket  
GF customized quality, pre-peeled, swiss made  
Single packed in plastic bags  
\* on request

## INSTAFLEX T-Stück 90° Reduktion PB

Vorgefertigter Winkel mit kurzem Ende für Elektroschweissmuffen  
GF Kundenspezifische Qualität, vor geschält, Schweizer Ursprung  
Einzelverpackt, in Beutel  
\* auf Anfrage

	d1 (mm)	d2 (mm)	d3 (mm)	Code	SP	Weight (kg)	L1 (mm)	L2 (mm)
*	125	63	125	<b>761 070 263</b>	0	0.001	90	336
*	160	63	160	<b>761 070 264</b>	1	0.001	120	420



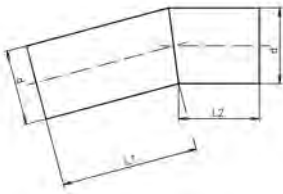


**INSTAFLEX Elbow 15° PB**  
**With short and long end**

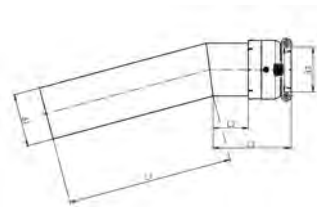
Prefabricated elbow with short and long ends for electro fusion fittings  
 GF customized quality, pre-peeled, swiss made  
 Single packed in plastic bags  
 \* on request

**INSTAFLEX Winkel 15° PB**  
**Mit kurzem und langem Ende**

Vorgefertigter Winkel mit kurzem und langem Ende für Elektroschweissmuffen  
 GF Kundenspezifische Qualität, vor geschält, Schweizer Ursprung  
 Einzelverpackt, in Beutel  
 \* auf Anfrage



	d (mm)	Code	SP	Weight (kg)	L1 (mm)	L2 (mm)
*	63	<b>761 069 589</b>	1	0.306	180	65
*	75	<b>761 069 590</b>	1	0.576	236	80
*	90	<b>761 069 591</b>	1	0.824	265	85
*	110	<b>761 069 592</b>	1	1.340	292	100



**INSTAFLEX Elbow 15° PB**  
**With short end**

Prefabricated elbow with short end for electro fusion socket  
 GF customized quality, pre-peeled, swiss made  
 Single packed in plastic bags  
 \* on request

**INSTAFLEX Winkel 15° PB**  
**Mit kurzem Ende**

Vorgefertigter Winkel mit kurzem Ende für Elektroschweissmuffen  
 GF Kundenspezifische Qualität, vor geschält, Schweizer Ursprung  
 Einzelverpackt, in Beutel  
 \* auf Anfrage

	d-d (mm)	Code	SP	Weight (kg)	L1 (mm)	L2 (mm)	L3 (mm)
*	75 - 63	<b>761 069 599</b>	1	0.306	236	50	111
*	90 - 75	<b>761 069 600</b>	1	0.500	265	55	125
*	110 - 90	<b>761 069 601</b>	1	0.706	292	60	145

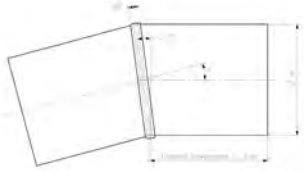


**INSTAFLEX Elbow 15° PB**  
**With two short ends**

Prefabricated elbow with two short ends for electro fusion fittings  
 GF customized quality, pre-peeled, swiss made  
 Single packed in plastic bags  
 \* on request

**INSTAFLEX Winkel 15° PB**  
**Mit zwei kurzen Enden**

Vorgefertigter Winkel mit zweikurzen Enden für Elektroschweissmuffen  
 GF Kundenspezifische Qualität, vor geschält, Schweizer Ursprung  
 Einzelverpackt, in Beutel  
 \* auf Anfrage



	d (mm)	Code	SP	Weight (kg)	L1 (mm)
*	90	<b>761 069 662</b>	1	0.405	95
*	110	<b>761 065 311</b>	1	0.647	100
*	125	<b>761 065 304</b>	1	0.905	110
*	160	<b>761 065 305</b>	1	1.590	115
*	225	<b>761 065 307</b>	1	6.348	130

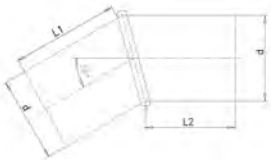


**INSTAFLEX Elbow 30° PB**  
**With short end**

Prefabricated elbow with two short ends for electro fusion fittings  
 GF customized quality, pre-peeled, swiss made  
 Single packed in plastic bags  
 \* on request

**INSTAFLEX Winkel 30° PB**  
**Mit kurzem Ende**

Vorgefertigter Winkel mit zweikurzen Enden für Elektroschweissmuffen  
 GF Kundenspezifische Qualität, vor geschält, Schweizer Ursprung  
 Einzelverpackt, in Beutel  
 \* auf Anfrage



	d (mm)	Code	SP	Weight (kg)	L1 (mm)
	90	<b>761 069 663</b>	1	0.700	95
*	110	<b>761 065 312</b>		0.641	100
*	125	<b>761 065 308</b>	1	0.971	110
*	160	<b>761 065 309</b>	1	1.723	115
*	225	<b>761 065 310</b>	1	3.988	130

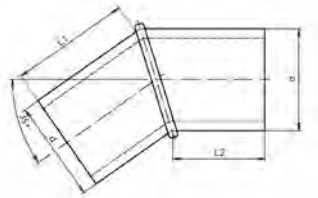


**INSTAFLEX Elbow 35° PB**  
**With short end**

Prefabricated elbow with two short ends for electro fusion fittings  
 GF customized quality, pre-peeled, swiss made  
 Single packed in plastic bags  
 \* on request

**INSTAFLEX Winkel 35° PB**  
**Mit kurzem Ende**

Vorgefertigter Winkel mit zweikurzen Enden für Elektroschweissmuffen  
 GF Kundenspezifische Qualität, vor geschält, Schweizer Ursprung  
 Einzelverpackt, in Beutel  
 \* auf Anfrage



	d (mm)	Code	SP	Weight (kg)	L1 (mm)
*	110	<b>761 069 665</b>	1	1.500	100

**Manifolds**  
**Verteiler**

5062

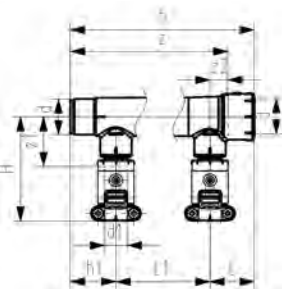


**INSTAFLEX Manifold PB**

Electro fusion connections

**INSTAFLEX Verteiler PB**

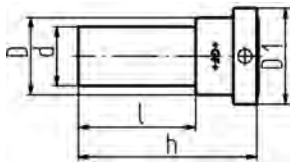
Abgänge für die Heizwendelschweissung



	d (mm)	d1 (mm)	Code	SP	Weight (kg)	L (mm)	L1 (mm)	H (mm)	h (mm)	h1 (mm)	z (mm)	z1 (mm)	z2 (mm)
single	25	16	<b>761 066 250</b>	1	0.040	31	0	60	63	32	45	36	13
single	25	20	<b>761 066 251</b>	1	0.050	39	0	64	78	39	60	35	21
double	25	16	<b>761 066 252</b>	1	0.074	31	45	60	108	32	90	36	13
triple	25	16	<b>761 066 253</b>	1	0.112	31	45	60	153	32	135	36	13
4 fold	25	16	<b>761 066 254</b>	1	0.144	31	45	60	198	32	180	36	13

# Flange Adapters Flanschübergänge

6209



## INSTAFLEX Flange adaptor with groove PB With spigot for electrofusion fittings

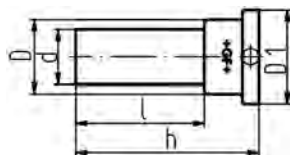
Suitable for flange or union nut  
Including EPDM O-Ring, quality suitable for potable water  
\* on request

## INSTAFLEX Bundbuchse flach PB Mit Nut und Stutzen für Elektroschweissen (HWS)

Passend zu losem Flansch oder Überwurfmutter  
Inklusive O-Ring, EPDM Trinkwasserqualität  
\* auf Anfrage

	d (mm)	Code	SP	Weight (kg)	D (mm)	D1 (mm)	l (mm)	h (mm)
*	16	761 069 306	5	0.011	22	29	45	68
*	20	761 069 307	1	0.018	27	34	47	70
*	25	761 069 308	1	0.023	33	41	50	76
*	32	761 069 309	1	0.039	41	50	50	78
*	40	761 069 310	1	0.061	50	61	56	88
*	50	761 069 311	1	0.096	61	73	58	93
*	63	761 069 312	1	0.160	76	90	60	98
*	75	761 069 313	1	0.343	90	106	118	158
*	90	761 069 314	1	0.515	109	125	125	172
*	110	761 069 315	1	0.840	131	150	131	186

6210



## INSTAFLEX Flange adaptor flat PB With spigot for electro fusion

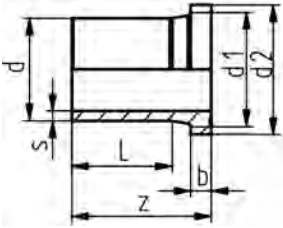
Suitable for flange or union nut  
\* on request

## INSTAFLEX Bundbuchse flach PB Mit Stutzen für Elektroschweissen (HWS)

Passend zu losem Flansch oder Überwurfmutter  
\* auf Anfrage

	d (mm)	Code	SP	Weight (kg)	D (mm)	D1 (mm)	l (mm)	h (mm)
*	20	761 069 321	1	0.017	27	34	45	67
*	25	761 069 322	1	0.021	33	41	50	73
*	32	761 069 323	1	0.034	41	50	50	75
*	40	761 069 324	1	0.066	50	61	56	83
*	50	761 069 325	1	0.091	61	73	58	88
	63	761 069 326	1	0.172	76	90	60	93
	75	761 069 327	1	0.311	90	106	118	153
	90	761 069 328	1	0.469	109	125	125	167
	110	761 069 329	1	0.770	131	150	131	180

5204

**INSTAFLEX Flange adaptor flat PB**

- Material: PB

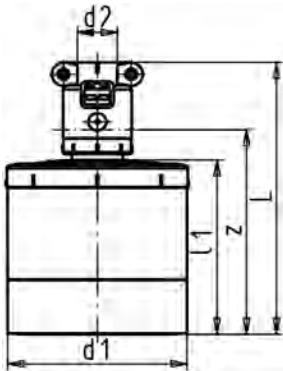
**INSTAFLEX Bundbuchse flach PB**

- Werkstoff: PB

d (mm)	Code	SP	Weight (kg)	d1 (mm)	d2 (mm)	L (mm)	b (mm)	z (mm)
125	<b>761 065 264</b>	1	0.870	132	162	123	25	170
160	<b>761 065 265</b>	1	1.700	176	218	147	25	200
225	<b>761 065 266</b>	1	3.003	236	274	122	32	200
315	<b>761 065 323</b>	1	5.227	336	371	170	36	291

## Special Reducers Spezialreduktionen

6239

**INSTAFLEX Special reducer PB  
With adaptor for electro fusion****INSTAFLEX Spezialreduktion PB  
Mit Elektroschweiss-Übergang (HWS) / Gerade**

d1 (mm)	d2 (mm)	Code	SP	Weight (kg)	l (mm)	l1 (mm)	z (mm)
75	16	<b>761 069 604</b>	1	0.212	134	88	97
75	20	<b>761 069 605</b>	1	0.216	134	88	95
75	25	<b>761 069 606</b>	1	0.221	137	88	95
75	32	<b>761 069 607</b>	1	0.237	139	88	97
75	40	<b>761 069 608</b>	1	0.254	145	88	98
75	50	<b>761 069 609</b>	1	0.270	148	88	99
90	16	<b>761 069 610</b>	1	0.254	133	87	96
90	20	<b>761 069 611</b>	1	0.265	133	87	94
90	25	<b>761 069 612</b>	1	0.267	136	87	94
90	32	<b>761 069 613</b>	1	0.277	138	87	96
90	40	<b>761 069 614</b>	1	0.297	144	87	97
90	50	<b>761 069 615</b>	1	0.322	147	87	98
110	16	<b>761 069 518</b>	1	0.405	140	94	103
110	20	<b>761 069 519</b>	1	0.405	140	94	101
110	25	<b>761 069 520</b>	1	0.414	143	94	101
110	32	<b>761 069 521</b>	1	0.433	145	94	103
110	40	<b>761 069 522</b>	1	0.461	151	94	104
110	50	<b>761 069 523</b>	1	0.469	154	94	105

6238

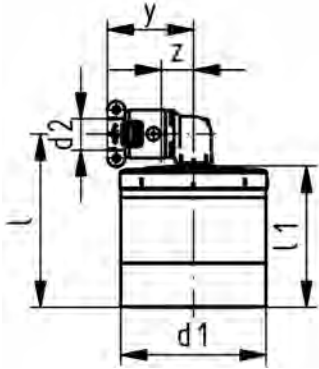
**INSTAFLEX Special reducer PB**  
**With adaptor for electro fusion / With transition on elbow**



\* additional diameter on request

**INSTAFLEX Spezialreduktion PB**  
**Für Elektroschweißen (HWS) / Mit 90° Winkel**

\* Weitere Dimensionen auf Anfrage



	d1 (mm)	d2 (mm)	Code	SP	Weight (kg)	l (mm)	l1 (mm)	z (mm)	y (mm)
*	75	20	761 069 619	1	0.228	109	88	14	54
*	75	25	761 069 524	1	0.235	111	88	16	58
*	75	32	761 069 525	1	0.249	115	88	18	60
*	75	40	761 069 526	1	0.300	121	88	22	96
*	75	50	761 069 527	1	0.326	127	88	29	78
*	90	20	761 069 620	1	0.273	108	87	14	54
*	90	25	761 069 528	1	0.283	110	87	16	58
*	90	32	761 069 529	1	0.300	114	87	18	60
*	90	40	761 069 530	1	0.350	120	87	22	69
*	90	50	761 069 531	1	0.415	126	87	29	78
*	110	20	761 069 621	1	0.423	115	94	14	54
*	110	25	761 069 532	1	0.435	117	94	16	58
*	110	32	761 069 533	1	0.453	121	94	18	60
*	110	40	761 069 534	1	0.500	127	94	22	69
*	110	50	761 069 535	1	0.565	183	94	29	78

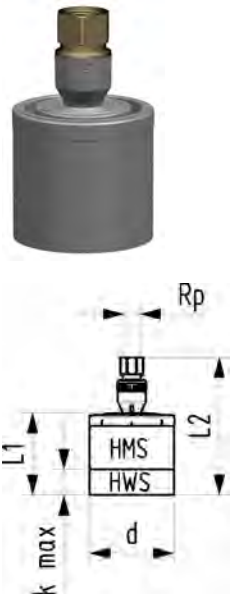
6219

**INSTAFLEX Special reducer PB**  
**With transition to female thread**

Special reducer transition to female thread  
 Thread in DZR brass, UBA (Umwelt Bundesamt, Germany) conform  
 EPDM sealing hot and cold water approved

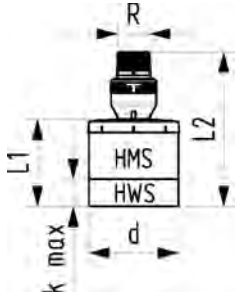
**INSTAFLEX Spezialreduktion PB**  
**Mit Übergang auf Innengewinde**

Übergang mit Spezialreduktion auf Innengewinde  
 Gewinde mit UBA konformem Messing (Umwelt Bundesamt, Deutschland)  
 EPDM-Dichtung zugelassen für Warm- und Kaltwasser



d (mm)	Rp (inch)	Code	SP	Weight (kg)	L1 (mm)	L2 (mm)	k max. (mm)
75	½	761 069 749	1	0.291	88	148	26
75	¾	761 069 750	1	0.339	88	149	26
75	1	761 069 751	1	0.414	88	154	26
90	½	761 069 752	1	0.344	87	147	27
90	¾	761 069 753	1	0.392	87	148	27
90	1	761 069 754	1	0.467	87	153	27
110	½	761 069 755	1	0.486	94	154	28
110	¾	761 069 756	1	0.534	94	155	28
110	1	761 069 757	1	0.609	94	160	28

6219



### INSTAFLEX Special reducer PB With transition to male thread

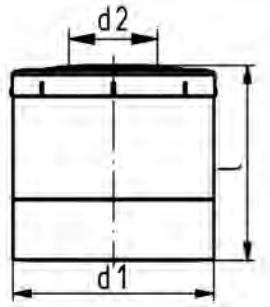
Special reducer transition to male thread  
Thread in DZR brass, UBA (Umwelt Bundesamt, Germany) conform  
EPDM sealing hot and cold water approved

### INSTAFLEX Spezialreduktion PB Mit Übergang auf Aussengewinde

Übergang mit Spezialreduktion auf Aussengewinde  
Gewinde mit UBA konformem Messing (Umwelt Bundesamt, Deutschland)  
EPDM-Dichtung zugelassen für Warm- und Kaltwasser

d (mm)	R (inch)	Code	SP	Weight (kg)	L1 (mm)	L2 (mm)	k max. (mm)
75	½	761 069 740	1	0.285	88	147	26
75	¾	761 069 741	1	0.316	88	150	26
75	1	761 069 742	1	0.393	88	156	26
90	½	761 069 743	1	0.338	87	146	27
90	¾	761 069 744	1	0.369	87	149	27
90	1	761 069 745	1	0.446	87	155	27
110	½	761 069 746	1	0.480	94	153	28
110	¾	761 069 747	1	0.511	94	156	28
110	1	761 069 748	1	0.588	94	156	28

6207



### INSTAFLEX Special reducer PB

Not predrilled  
Not suitable as end cap

### INSTAFLEX Spezialreduktion PB

Nicht vorgebohrt  
Keine Verwendung für Verschlusskappen

d1 (mm)	d2 (mm)	Code	SP	Weight (kg)	l (mm)
75	16 - 50	761 069 454	1	0.187	88
90	16 - 50	761 069 455	1	0.240	87
110	16 - 50	761 069 456	1	0.382	94

6227

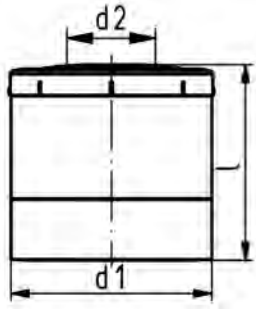


### INSTAFLEX Special reducer PB Predrilled

Drilled hole d16 to d50  
\* on request

### INSTAFLEX Spezialreduktion PB Mit Loch

gebohrtes Loch d16 zu d50  
\* auf Anfrage



	d1 (mm)	d2 (mm)	Code	SP	Weight (kg)	l (mm)
*	75	16	761 069 500	1	0.193	88
*	75	20	761 069 501	1	0.214	88
*	75	25	761 069 502	1	0.200	88
*	75	32	761 069 503	1	0.182	88
*	75	40	761 069 504	1	0.175	88
*	75	50	761 069 505	1	0.161	88
*	90	16	761 069 506	1	0.254	87
*	90	20	761 069 507	1	0.242	87
*	90	25	761 069 508	1	0.240	87
*	90	32	761 069 509	1	0.236	87
*	90	40	761 069 510	1	0.226	87
*	90	50	761 069 511	1	0.213	87
*	110	16	761 069 512	1	0.400	94
*	110	20	761 069 513	1	0.387	94
*	110	25	761 069 514	1	0.373	94
*	110	32	761 069 515	1	0.376	94
*	110	40	761 069 516	1	0.372	94
*	110	50	761 069 517	1	0.357	94

## Flanges Flansche

5085

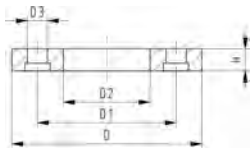


### INSTAFLEX Backing flanges

Material: Casting, GFK coated  
Suitable for flange adaptor  
Tighten the screws with torque as indicated  
Commercially available screws, nuts, washers  
\* on request

### INSTAFLEX Lose Flansche PN 16 IPP

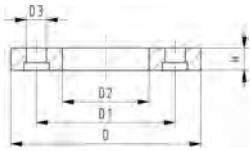
Material: Guss, GFK ummantelt  
Passend zu Bundbuchsen  
Schrauben mit Drehmomenten nach Vorgabe anziehen  
Zubehör: Schrauben, Muttern, Unterlagsscheiben = handelsüblich  
\* auf Anfrage



	d (mm)	Code	SP	Weight (kg)
*	20	761 065 270	2	0.378
*	25	761 065 271	2	0.463
	32	761 065 272	2	0.412
	40	761 065 273	2	0.551
	50	761 065 274	2	0.747

table continued on the next page





d (mm)	Code	SP	Weight (kg)
63	<b>761 065 275</b>	2	0.842
75	<b>761 065 276</b>	2	1.131
90	<b>761 065 277</b>	2	1.092
110	<b>761 065 278</b>	2	1.465

d (mm)	D (mm)	D1 (mm)	D2 (mm)	D3 (mm)	H (mm)	Tightening torque (mm)	PN (bar)	○	SC	
*	20	106	65	28	14	18	10	16	4	M 12x 70
*	25	118	75	34	14	18	15	16	4	M 12x 75
	32	122	85	42	14	17	15	16	4	M 12x 75
	40	142	100	51	18	17	20	16	4	M 16x 80
	50	156	110	62	18	19	25	16	4	M 16x 85
	63	171	125	78	18	20	35	16	4	M 16x 85
	75	191	145	92	18	21	40	16	4	M 16x 90
	90	206	160	110	18	21	40	16	8	M 16x 90
	110	226	180	133	18	22	50	16	8	M 16x 95

5085

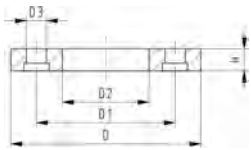
### INSTAFLEX Backing flanges



Material: Casting, GFK coated  
 Suitable for flange adaptor  
 Tighten the screws with torque as indicated  
 Commercially available screws, nuts, washers

### INSTAFLEX Lose Flansche

Material: Guss, GFK ummantelt  
 Passend zu Bundbuchsen  
 Schrauben mit Drehmomenten nach Vorgabe anziehen  
 Zubehör: Schrauben, Muttern, Unterlagsscheiben = handelsüblich



d (mm)	Code	SP	Weight (kg)
125	<b>761 065 279</b>	2	1.284
160	<b>761 065 280</b>	2	2.406
225	<b>761 065 281</b>	2	3.600

d (mm)	D (mm)	D1 (mm)	D2 (mm)	D3 (mm)	H (mm)	AL	Screws	Tightening torque (mm)
125	226	180	135	18	23	8	M16 x 130	50
160	296	240	178	22	28	8	M20 x 140	60
225	350	295	238	22	31	8	M20 x 160	75

# Socket Fusion Jointing Muffenschweissen

## Fittings Fittings

5005

**INSTAFLEX Elbow 90° PB**

**INSTAFLEX Winkel 90° PB**



d (mm)	Code	SP	Weight (kg)	D (mm)	L (mm)	z (mm)
16	761 066 600	10	0.014	22	25	10
20	761 066 601	10	0.015	26	28	13
25	761 066 602	10	0.020	32	32	14
32	761 066 603	10	0.035	40	38	18
40	761 066 604	5	0.080	51	44	22
50	761 066 605	5	0.116	64	51	26
63	761 066 606	2	0.217	81	62	34
75	761 066 607	2	0.303	91	75	44
90	761 066 608	2	0.466	108	88	52
110	761 066 609	2	0.856	132	105	63

5008

**INSTAFLEX Elbow 90° PB  
With socket-spigot**

**INSTAFLEX Winkel 90° PB  
Mit Muffe-Stutzen**



d (mm)	Code	SP	Weight (kg)	D (mm)	L (mm)	h (mm)	z (mm)
16	761 066 900	10	0.009	22	34	25	10
20	761 066 901	10	0.012	26	36	28	13
25	761 066 902	10	0.021	32	44	32	14
32	761 066 903	10	0.037	40	50	38	18
40	761 066 904	5	0.067	51	58	44	22
50	761 066 905	5	0.122	64	70	51	26
63	761 066 906	2	0.233	81	82	62	34

5010

**INSTAFLEX Elbow 45° PB**

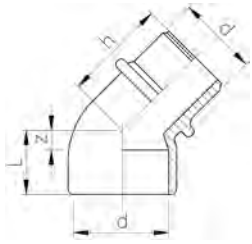
**INSTAFLEX Winkel 45° PB**



d (mm)	Code	SP	Weight (kg)	D (mm)	L (mm)	z (mm)
16	761 066 610	10	0.080	22	21	6
20	761 066 611	10	0.016	26	22	7
25	761 066 612	10	0.026	32	25	7
32	761 066 613	10	0.030	40	30	10
40	761 066 614	5	0.064	51	34	12
50	761 066 615	5	0.093	64	39	14
63	761 066 616	2	0.145	81	45	17
75	761 066 617	2	0.223	92	51	20
90	761 066 618	2	0.337	109	58	22
110	761 066 619	2	0.616	134	68	26

5018

**INSTAFLEX Elbow 45° PB**  
**With socket-spigot**

**INSTAFLEX Winkel 45° PB**  
**Mit Muffe-Stutzen**


d (mm)	Code	SP	Weight (kg)	D (mm)	L (mm)	h (mm)	z (mm)
16	<b>761 066 907</b>	10	0.008	22	21	29	6
20	<b>761 066 908</b>	10	0.011	26	22	30	7
25	<b>761 066 909</b>	10	0.017	32	25	35	7
32	<b>761 066 910</b>	10	0.032	40	30	40	10
40	<b>761 066 911</b>	5	0.284	51	34	46	12
50	<b>761 066 912</b>	5	0.101	64	39	53	14
63	<b>761 066 913</b>	2	0.258	81	45	62	17

5015

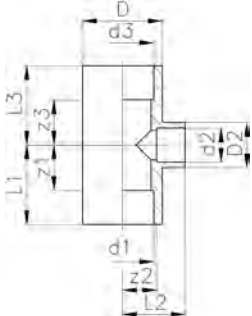
**INSTAFLEX Tee 90° equal PB**

**INSTAFLEX T-Stück 90° egal PB**


d (mm)	Code	SP	Weight (kg)	D (mm)	L (mm)	z (mm)
16	<b>761 066 620</b>	10	0.017	22	25	10
20	<b>761 066 621</b>	10	0.025	26	28	13
25	<b>761 066 622</b>	10	0.036	32	32	14
32	<b>761 066 623</b>	10	0.045	40	38	18
40	<b>761 066 624</b>	5	0.105	51	44	22
50	<b>761 066 625</b>	5	0.147	64	51	26
63	<b>761 066 626</b>	2	0.315	81	62	34
75	<b>761 066 627</b>	2	0.375	91	75	44
90	<b>761 066 628</b>	2	0.694	112	88	52
110	<b>761 066 629</b>	2	1.120	132	105	63

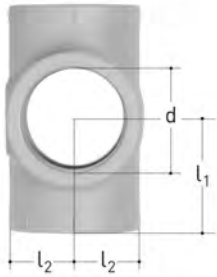

5020

**INSTAFLEX Tee 90° reduced PB**

**INSTAFLEX T-Stück 90° reduziert PB**


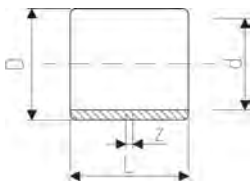
d1 (mm)	d2 (mm)	d3 (mm)	Code	SP	Weight (kg)	D (mm)	D2 (mm)	L1 (mm)	L2 (mm)	L3 (mm)	z1 (mm)	z2 (mm)	z3 (mm)
20	16	20	<b>761 066 914</b>	10	0.015	26	22	28	28	28	13	13	13
20	16	16	<b>761 066 915</b>	10	0.016	26	22	28	28	28	13	13	13
20	20	16	<b>761 066 916</b>	10	0.017	26	26	28	28	28	13	13	13
25	16	25	<b>761 066 917</b>	10	0.025	32	26	32	32	32	14	17	14
25	20	25	<b>761 066 918</b>	10	0.025	32	26	32	32	32	14	17	14
25	20	20	<b>761 066 919</b>	10	0.026	32	26	32	32	32	14	17	17
25	25	20	<b>761 066 920</b>	10	0.027	32	32	32	32	32	14	14	17
32	16	32	<b>761 066 921</b>	10	0.041	40	26	38	38	38	18	23	18
32	20	32	<b>761 066 922</b>	5	0.284	40	26	38	38	38	18	23	18
32	25	32	<b>761 066 923</b>	10	0.036	40	32	38	38	38	18	20	18
40	16	40	<b>761 066 295</b>	5	0.083	51	34	44	44	44	22	29	22
40	25	40	<b>761 066 924</b>	5	0.077	51	34	44	44	44	22	26	22
40	32	40	<b>761 068 049</b>	5	0.076	51	40	44	44	44	22	24	22
50	16	50	<b>761 066 309</b>	5	0.135	64	34	51	51	51	26	36	26
50	25	50	<b>761 066 925</b>	5	0.131	64	34	51	51	51	26	33	26
50	32	50	<b>761 068 050</b>	5	0.133	64	40	51	51	51	26	31	26
63	16	63	<b>761 066 310</b>	2	0.257	81	35	62	62	62	34	47	34
63	25	63	<b>761 066 926</b>	5	0.252	81	35	62	62	62	34	44	34
63	32	63	<b>761 068 051</b>	5	0.255	81	40	62	62	62	34	42	34

1800

**INSTAFLEX Cross PB  
PN16**
**Kreuzstück, PN 16**


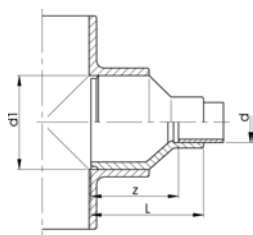
d (mm)	PN (bar)	d	Code	SP Weight (kg)	l (mm)	l1 (mm)	l2 (mm)	
51	16	40	<b>761 068 066</b>	5	0.098	88	44	26
64	16	50	<b>761 068 067</b>	5	0.169	102	51	32
81	16	63	<b>761 068 068</b>	2	0.321	124	62	41

5040

**INSTAFLEX Socket PB**
**INSTAFLEX Muffe PB**


d (mm)	Code	SP Weight (kg)	D (mm)	L (mm)	z (mm)	
16	<b>761 066 660</b>	10	0.045	22	33	3
20	<b>761 066 661</b>	10	0.014	26	33	3
25	<b>761 066 662</b>	10	0.020	32	39	3
32	<b>761 066 663</b>	10	0.033	40	43	3
40	<b>761 066 664</b>	10	0.048	51	48	4
50	<b>761 066 665</b>	10	0.068	64	54	4
63	<b>761 066 666</b>	2	0.120	81	60	4
75	<b>761 066 667</b>	2	0.153	91	69	7
90	<b>761 066 668</b>	2	0.236	110	80	8
110	<b>761 066 669</b>	2	0.417	133	94	10

5045

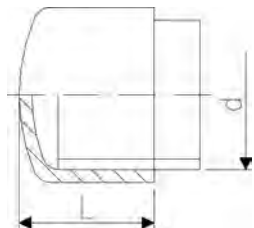


## INSTAFLEX Reducing bush PB

## INSTAFLEX Reduktionsbuchse PB

d1 (mm)	d (mm)	Code	SP	Weight (kg)	L (mm)	z (mm)
20	16	761 066 670	10	0.005	30	15
25	16	761 066 671	10	0.010	33	18
25	20	761 066 672	10	0.015	33	18
32	20	761 066 674	10	0.018	40	25
32	25	761 066 675	10	0.022	40	22
40	20	761 066 677	10	0.024	42	27
40	25	761 066 678	10	0.028	42	24
40	32	761 066 679	10	0.034	42	22
50	20	761 066 681	10	0.035	55	40
50	25	761 066 682	10	0.035	55	37
50	32	761 066 683	10	0.042	55	35
50	40	761 066 684	10	0.050	55	33
63	20	761 066 686	5	0.055	58	43
63	25	761 066 687	5	0.060	58	40
63	32	761 066 688	10	0.066	58	38
63	40	761 066 689	5	0.074	58	36
63	50	761 066 690	5	0.079	58	33
75	63	761 066 742	2	0.115	67	39
90	63	761 066 746	2	0.150	74	46
90	75	761 066 745	2	0.160	74	43
110	63	761 066 747	2	0.229	86	58
110	75	761 066 749	2	0.234	86	55
110	90	761 066 748	2	0.270	86	50

5050

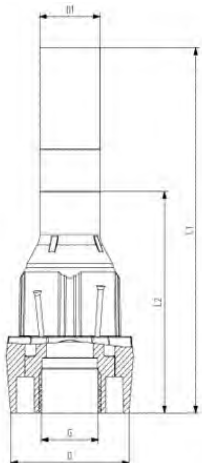


## INSTAFLEX Cap PB

## INSTAFLEX Kappe PB

d (mm)	Code	SP	Weight (kg)	L (mm)
16	761 066 650	10	0.006	22
20	761 066 651	10	0.010	24
25	761 066 652	10	0.014	28
32	761 066 653	10	0.022	32
40	761 066 654	10	0.024	38
50	761 066 655	10	0.050	44
63	761 066 656	5	0.079	50

5059



### INSTAFLEX Connection box X brass lead-free

The connection box can be used for embedded sprinkler applications

- Material: brass lead-free

### INSTAFLEX Sprinkleranschluss-Box X Messing bleifrei

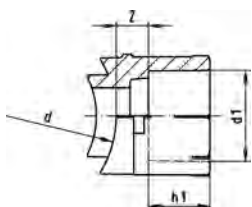
Die Verbindung kann für eingebettete Sprinklerinstallationen verwendet werden

- Werkstoff: Messing bleifrei

Code	SP	Weight	G	D	D1	L1	L2
	(kg)	(inch)	(mm)	(mm)	(mm)	(mm)	(mm)
<b>761 068 053</b>	10	0.758	½	62.8	32	181.5	110
<b>761 068 052</b>	10	0.746	1	62.8	32	181.5	110

## Weld-in Saddles Aufschweiss-Sättel

5054



### INSTAFLEX Weld-in saddle PB

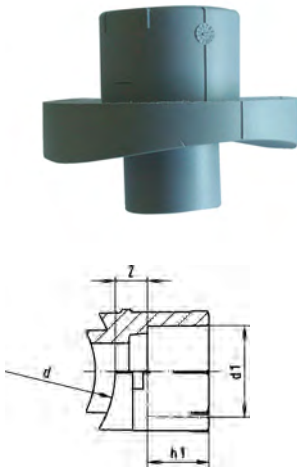
\* on request

### INSTAFLEX Aufschweiss-Sattel PB

\* auf Anfrage

	d - d1	Code	SP	Weight	h1	z
	(mm)			(kg)	(mm)	(mm)
*	40 - 20	<b>761 068 000</b>	5	0.011	15	11
	50 - 20	<b>761 068 003</b>	5	0.011	15	11
	50 - 25	<b>761 068 004</b>	5	0.014	18	11
	50 - 32	<b>761 068 005</b>	5	0.019	20	11
	63 - 20	<b>761 068 006</b>	5	0.012	15	11
	63 - 25	<b>761 068 007</b>	5	0.016	18	11
	63 - 32	<b>761 068 008</b>	5	0.022	20	11
	75 - 20	<b>761 068 009</b>	5	0.014	15	12
	75 - 25	<b>761 068 010</b>	5	0.017	18	12
	75 - 32	<b>761 068 011</b>	5	0.022	20	12
	90 - 20	<b>761 068 012</b>	5	0.018	15	13
	90 - 25	<b>761 068 013</b>	5	0.021	18	13
	90 - 32	<b>761 068 014</b>	5	0.027	20	13
	110 - 20	<b>761 068 015</b>	5	0.019	15	14
	110 - 25	<b>761 068 016</b>	5	0.022	18	14
	110 - 32	<b>761 068 017</b>	5	0.020	20	14

5054

**INSTAFLEX Weld-in saddle PB****INSTAFLEX Aufschweiss-Sattel PB**

d - d1 (mm)	Code	SP	Weight (kg)	h1 (mm)	z (mm)
125 - 32	<b>761 068 018</b>	5	0.035	20	16
125 - 40	<b>761 068 019</b>	5	0.056	22	16
125 - 50	<b>761 068 020</b>	5	0.072	25	16
160 - 32	<b>761 068 021</b>	5	0.045	20	16
160 - 40	<b>761 068 022</b>	5	0.061	22	16
160 - 50	<b>761 068 023</b>	5	0.077	25	16
225 - 32	<b>761 068 024</b>	5	0.076	20	16
225 - 40	<b>761 068 025</b>	5	0.076	22	16
225 - 50	<b>761 068 026</b>	5	0.092	25	16

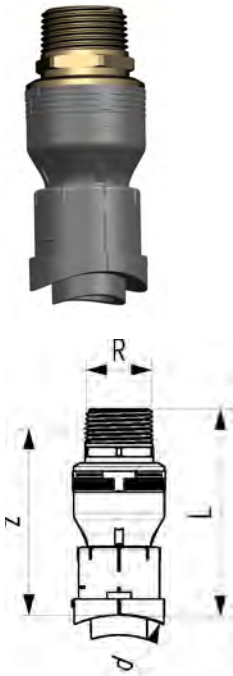
6219

**INSTAFLEX Weld-in saddle transition PB/Brass  
With male thread**

Weld-in saddle transition to male thread  
Thread in DZR brass, UBA (Umwelt Bundesamt, Germany) conform  
EPDM sealing hot and cold water approved

**INSTAFLEX Sattel-Schweissübergang PB/Messing  
Mit Aussengewinde**

Sattel-Schweissübergang auf Aussengewinde  
Gewinde mit UBA konformem Messing (Umwelt Bundesamt, Deutschland)  
EPDM-Dichtung zugelassen für Warm- und Kaltwasser



d (mm)	R (inch)	Code	SP	Weight (kg)	L (mm)	z (mm)
50	3/4	<b>761 069 758</b>	2	0.143	100	75
63	1	<b>761 069 759</b>	2	0.228	100	83
75	1	<b>761 069 760</b>	2	0.228	100	83
90	1	<b>761 069 761</b>	2	0.233	103	86
110	1	<b>761 069 762</b>	2	0.226	105	88
125	1	<b>761 069 763</b>	2	0.241	108	91
160	1	<b>761 069 764</b>	2	0.251	108	91
225	1	<b>761 069 765</b>	2	0.282	108	91

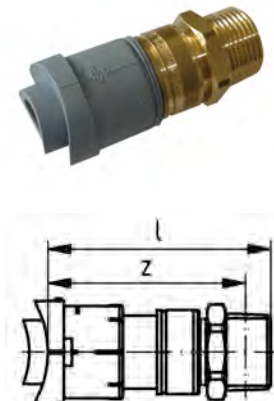
5058

**INSTAFLEX Weld-in saddle PB/Brass  
With male thread**

\* on request

**INSTAFLEX Aufschweiss-Sattel PB/Messing  
Mit Aussengewinde**

\* auf Anfrage



	d - d1 (mm)	R (inch)	Code	SP	Weight (kg)	l (mm)	z (mm)
*	125 - 32	1	<b>761 068 046</b>	2	0.241	100	90
*	160 - 32	1	<b>761 068 047</b>	2	0.251	100	90
*	225 - 32	1	<b>761 068 048</b>	2	0.282	100	90

# Flange Connections Flanschverbindungen

5084

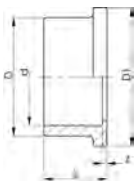


**INSTAFLEX Transition PB  
To Ball Valve 546**

**INSTAFLEX Bundbüchse PB  
Zu Kugelhahn 546**

d (mm)	Code	SP	Weight (kg)	D (mm)	D1 (mm)	L (mm)	z (mm)
20	<b>761 066 940</b>	2	0.005	27	33	20	3
25	<b>761 066 941</b>	2	12.000	33	44	22	3
32	<b>761 066 942</b>	2	0.016	41	53	24	3
40	<b>761 066 943</b>	2	0.026	51	65	26	3
50	<b>761 066 944</b>	2	0.041	62	77	29	3
63	<b>761 066 945</b>	2	0.075	77	99	34	3

5030



**INSTAFLEX Flange adaptor flat PB**

Suitable for flange or union nut

**INSTAFLEX Bundbuchse flach PB  
Passend zu losem Flansch oder Überwurfmutter**

Passend zu losem Flansch oder Überwurfmutter

d (mm)	Code	SP	Weight (kg)	D (mm)	D1 (mm)	L (mm)	z (mm)
16	<b>761 066 630</b>	10	0.005				
20	<b>761 066 631</b>	10	0.007	27	34	20	5
25	<b>761 066 632</b>	10	0.010	33	41	23	5
32	<b>761 066 633</b>	10	0.017	41	50	25	5
40	<b>761 066 634</b>	10	0.026	50	61	27	5
50	<b>761 066 635</b>	10	0.039	61	73	30	5
63	<b>761 066 636</b>	2	0.063	76	90	33	5
75	<b>761 066 637</b>	2	0.093	90	106	35	4
90	<b>761 066 638</b>	2	0.140	109	125	42	6
110	<b>761 066 639</b>	2	0.230	131	150	49	7

5031



**INSTAFLEX Flange adaptor PB**

Suitable for flange or union nut  
Including EPDM O-Ring, quality suitable for potable water

**INSTAFLEX Bundbuchse PB  
Mit Nut**

Passend zu losem Flansch oder Überwurfmutter  
Inklusive O-Ring, EPDM Trinkwasserqualität

d (mm)	Code	SP	Weight (kg)	D (mm)	D1 (mm)	L (mm)	z (mm)
16	<b>761 066 640</b>	10	0.006	22	29	23	8
20	<b>761 066 641</b>	10	0.008	27	34	23	8
25	<b>761 066 642</b>	10	0.012	33	41	26	8
32	<b>761 066 643</b>	10	0.021	41	50	28	8
40	<b>761 066 644</b>	10	0.034	50	61	32	10
50	<b>761 066 645</b>	10	0.049	61	73	35	10

table continued on the next page



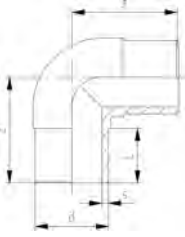


<b>d</b> (mm)	<b>Code</b>	<b>SP</b>	<b>Weight</b> (kg)	<b>D</b> (mm)	<b>D1</b> (mm)	<b>L</b> (mm)	<b>z</b> (mm)
63	<b>761 066 646</b>	2	0.077	76	90	38	10
75	<b>761 066 647</b>	2	0.111	90	106	40	9
90	<b>761 066 648</b>	2	0.179	109	125	47	11
110	<b>761 066 649</b>	2	0.292	131	150	55	13

# Butt Fusion Stumpfschweissen

## Fittings Fittings

5202



### INSTAFLEX Butt fusion Elbow 90° PB

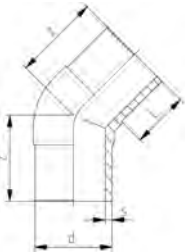
- Material: PB

### INSTAFLEX Stumpfschweiss Winkel 90° PB

- Werkstoff: PB

d (mm)	Code	SP	Weight (kg)	L (mm)	z (mm)
125	<b>761 065 258</b>	1	1.615	93	182
160	<b>761 065 259</b>	1	3.077	104	213
225	<b>761 065 260</b>	1	7.795	122	270
315	<b>761 065 321</b>	1	20.990	152	522

5203



### INSTAFLEX Butt Fusion Elbow 45° PB


- Material: PB

### INSTAFLEX Stumpfschweiss Winkel 45° PB

- Werkstoff: PB

d (mm)	Code	SP	Weight (kg)	L (mm)	z (mm)
125	<b>761 065 261</b>	1	1.246	92	140
160	<b>761 065 262</b>	1	2.379	102	162
225	<b>761 065 263</b>	1	6.065	122	200
315	<b>761 065 325</b>	1	14.000	420	245

5201



### INSTAFLEX Tee 90° - equal PB

- Material: PB

### T 90° egal

- Werkstoff: PB

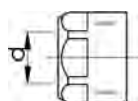
d (mm)	Code	SP	Weight (kg)	L (mm)	z (mm)
125	<b>761 065 255</b>	1	2.397	93	183
160	<b>761 065 256</b>	1	4.312	102	210
225	<b>761 065 257</b>	1	11.984	122	270
315	<b>761 065 320</b>	1	20.105	569	280

# Compression Jointing Klemmverbindungen

## Fittings Fittings

## Accessories Accessories

3211



### Cap Brass

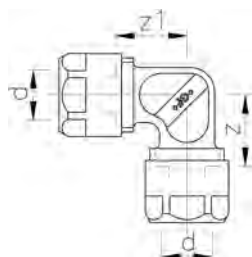
Only INSTAFLEX  
Including seal

### Kappe Messing

Nur für INSTAFLEX  
Inklusive Dichtung

d (mm)	Code	SP	Weight (kg)
16	<b>760 853 110</b>	5	0.051
20	<b>760 853 150</b>	5	0.094

3363



### INSTAFLEX Elbow 90° Brass

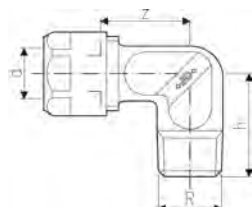
Brass: UBA conform  
\*as long as stock last

### INSTAFLEX Winkel 90° Messing

Messing: UBA konform  
\*solange Vorrat

	d (mm)	Code	SP	Weight (kg)	z (mm)	z1 (mm)
*	16	<b>760 857 047</b>	5	0.206	22	22
*	20	<b>760 857 048</b>	5	0.280	24	24

3364



### INSTAFLEX Transition elbow 90° Brass With male thread

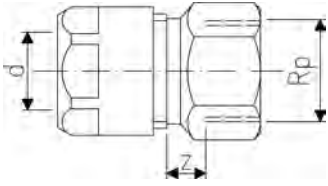
Brass: UBA conform  
\*as long as stock last

### INSTAFLEX Übergangswinkel 90° Messing Mit Aussengewinde

Messing: UBA konform  
\*solange Vorrat

	d (mm)	R (inch)	Code	SP	Weight (kg)	h (mm)	z (mm)
*	16	½	<b>760 857 049</b>	5	0.171	35	27
*	20	¾	<b>760 857 052</b>	5	0.208	35	29
*	25	¾	<b>760 857 053</b>	2	0.236	44	34
*	20	½	<b>760 857 051</b>	5	0.207	35	29
*	16	¾	<b>760 857 050</b>	2	0.188	35	27

3301



**INSTAFLEX Transition Brass  
With female thread**

Brass: UBA conform

**INSTAFLEX Übergang Messing  
Mit Innengewinde**

Messing: UBA konform

d (mm)	Rp (inch)	Code	SP	Weight (kg)	z (mm)
16	½	760 857 019	5	0.078	12
16	¾	760 857 020	5	0.144	15
20	½	760 857 021	5	0.204	14
20	¾	760 857 022	5	0.174	15

3301



**INSTAFLEX Transition Brass  
With female thread**

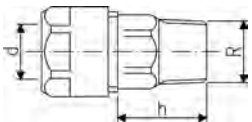
Brass: UBA conform  
\* on request

**INSTAFLEX Übergang Messing  
Mit Innengewinde**

Messing: UBA konform  
\* auf Anfrage

d (mm)	Rp (inch)	Code	SP	Weight (kg)	z (mm)	Remarks	
25	¾	760 857 023	1	0.124	7		
25	1	760 857 024	10	0.202	13		
32	1	760 857 025	10	0.261	7		
40	1 ¼	760 857 026	1	0.364	7		
50	1 ½	760 857 027	1	0.506	7		
63	2	760 857 028	1	1.896	9		
75	2 ½	760 857 029	1	1.907	10	without approval	
*	90	3	760 857 030	1	0.800	9	without approval
*	110	4	760 857 031	1	5.800	38	without approval

3310



**INSTAFLEX Transition Brass  
With male thread**

Brass: UBA conform

**INSTAFLEX Übergang Messing  
Mit Aussengewinde**

Messing: UBA konform

d (mm)	R (inch)	Code	SP	Weight (kg)	h (mm)
16	½	760 857 032	5	0.111	30
16	¾	760 857 033	5	0.156	34
20	½	760 857 034	5	0.148	38
20	¾	760 857 035	5	0.230	36

3310



### INSTAFLEX Transition Brass With male thread

Brass: UBA conform  
\* on request

### INSTAFLEX Übergang Messing Mit Aussengewinde

Messing: UBA konform  
\* auf Anfrage



d (mm)	R (inch)	Code	SP	Weight (kg)	h (mm)	Remarks
25	¾	<b>760 857 036</b>	1	0.144	35	
25	1	<b>760 857 037</b>	10	0.177	41	
32	1	<b>760 857 038</b>	1	0.293	42	
40	1 ¼	<b>760 857 039</b>	1	0.409	44	
50	1 ½	<b>760 857 040</b>	1	0.576	47	
63	2	<b>760 857 041</b>	1	1.736	32	
75	2 ½	<b>760 857 042</b>	1	2.093	37	without approval
*	90	<b>760 857 043</b>	1	2.806	32	without approval
*	110	<b>760 857 044</b>	1	3.429	38	without approval

3320

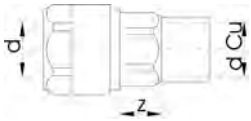


### INSTAFLEX Transition Brass With soldering end, socket

\* as long as stock last

### INSTAFLEX Übergang Messing Mit Lötmuffe

\*solange Vorrat



d (mm)	dCu (mm)	Code	SP	Weight (kg)	z (mm)
*	16	<b>760 853 114</b>	2	0.011	14

3321

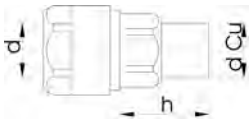


### INSTAFLEX Transition Brass With soldering end, spigot

\* as long as stock last

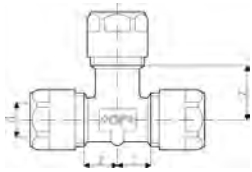
### INSTAFLEX Übergang Messing Mit Lötstutzen

\*solange Vorrat



d (mm)	dCu (mm)	Code	SP	Weight (kg)	h (mm)
*	16	<b>760 853 113</b>	2	0.100	28
*	20	<b>760 854 700</b>	2	0.190	38

3350

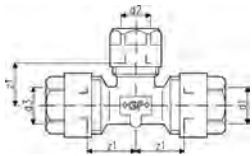
**INSTAFLEX Tee 90° equal Brass**

Brass: UBA conform  
\*as long as stock last

**INSTAFLEX T-Stück 90° egal Messing**

Messing: UBA konform  
\*solange Vorrat

	d (mm)	Code	SP	Weight (kg)	z (mm)
*	16	<b>760 857 054</b>	2	0.275	22
*	20	<b>760 857 055</b>	2	0.416	24

**INSTAFLEX Tee 90° reduced Brass**

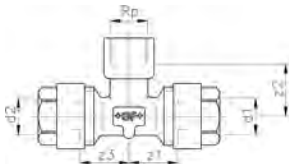
Brass: UBA conform  
\*as long as stock last

**INSTAFLEX T-Stück 90° reduziert Messing**

Messing: UBA konform  
\*solange Vorrat

	d1 (mm)	d2 (mm)	d3 (mm)	Code	SP	Weight (kg)	z1 (mm)	z2 (mm)	z3 (mm)
*	20	16	20	<b>760 857 056</b>	2	0.380	24	23	23
*	20	16	16	<b>760 857 057</b>	2	0.342	24	23	23
*	20	20	16	<b>760 857 058</b>	2	0.375	24	24	23

3359

**INSTAFLEX Transition Tee Brass  
With female thread**

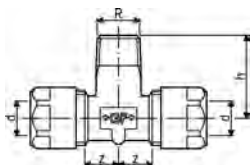
Brass: UBA conform  
\*as long as stock last

**INSTAFLEX Übergangs T-Stück Messing  
Mit Innengewinde**

Messing: UBA konform  
\*solange Vorrat

	d (mm)	Rp (inch)	Code	SP	Weight (kg)	z1 (mm)	z2 (mm)	z3 (mm)
*	20	½	<b>760 857 059</b>	5	0.340	24	22	24

3358

**INSTAFLEX Transition Tee Brass  
With male thread**

Not UBA conform  
\* as long as stock last

**INSTAFLEX Übergangs-T Messing  
Mit Aussengewinde**

Nicht UBA konform  
\*solange Vorrat

	d (mm)	R (inch)	Code	SP	Weight (kg)	h (mm)	z (mm)
*	16	½	<b>760 854 711</b>	2	0.225	38	19

3360

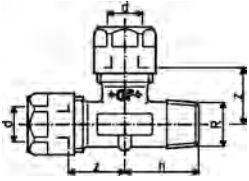


**INSTAFLEX Transition Tee Brass  
With male thread**

\* as long as stock last

**INSTAFLEX Übergangs-T Messing  
Mit Aussengewinde**

\*solange Vorrat



	d (mm)	R (inch)	Code	SP	Weight (kg)	h (mm)	z (mm)
*	16	1/2	<b>760 869 987</b>	2	0.209	30	22

3312

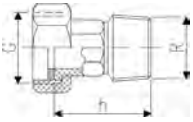


**INSTAFLEX Transition union Brass  
With flat seal / Male thread**

Including gasket, tesnit blue free of asbestos, according to DIN 3754  
\*as long as stock last

**INSTAFLEX Übergangs-Verschraubung Messing  
Mit Flachdichtung / Aussengewinde**

inklusive Dichtung, Tesnit UNI blau asbestfrei nach DIN 3754  
\*solange Vorrat



	G (inch)	R (inch)	Code	SP	Weight (kg)	h (mm)
*	3/4	3/4	<b>760 857 060</b>	2	0.109	37

3330

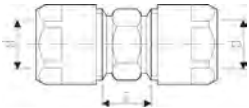


**INSTAFLEX Socket Brass**

Brass: UBA conform  
\*as long as stock last

**INSTAFLEX Muffe Messing**

Messing: UBA konform  
\*solange Vorrat



	d (mm)	Code	SP	Weight (kg)	z (mm)
*	16	<b>760 857 045</b>	2	0.156	26
*	20	<b>760 857 046</b>	2	0.300	28



### iFIT Transition module PB With INSTAFLEX spigot

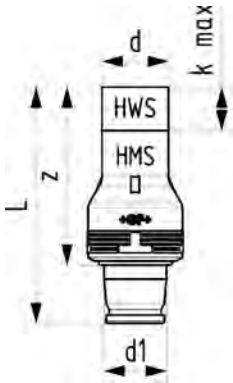
Socket fusion transition to iFIT  
Thread in DZR brass, UBA (Umwelt Bundesamt, Germany) conform  
EPDM sealing hot and cold water approved

- Material: brass dezincification resistant, PB

### iFIT Übergangs-Modul PB Mit INSTAFLEX Stutzen

Muffenschweiß-Übergang auf iFIT System  
Gewinde mit UBA konformem Messing (Umwelt Bundesamt, Deutschland)  
EPDM-Dichtung zugelassen für Warm- und Kaltwasser

- Werkstoff: Messing entzinkungsbeständig, PB



d (mm)	d1 (mm)	PN (bar)	SDR	Code	SP	Weight (kg)	L (mm)	z (mm)	k max. (mm)
16	16 - 20	16	11	<b>762 101 253</b>	1	0.075	93	73	22
20	16 - 20	16	11	<b>762 101 254</b>	1	0.088	96	76	23
25	16 - 20	16	11	<b>762 101 255</b>	1	0.110	103	83	23
25	25 - 32	16	11	<b>762 101 256</b>	1	0.164	108	83	23
32	25 - 32	16	11	<b>762 101 257</b>	1	0.213	144	86	21

## Manifolds in nonferrous Metal Verteiler aus Buntmetall

3270

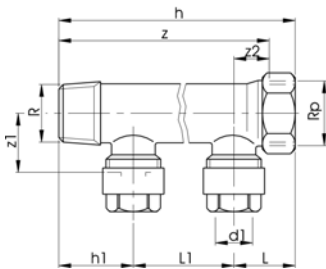
### INSTAFLEX Manifold 90° Brass 3/4" (DN 20)

DZR brass suitable for portable water  
\* as long as stock last



### INSTAFLEX Verteiler 90° Messing 3/4" (DN 20)

Abgänge Klemmverbinder  
\*solange Vorrat



	d (mm)	R (inch)	Rp (inch)	Code	SP	Weight (kg)
*	16	3/4	3/4	<b>760 857 061</b>	5	0.220
*	20	3/4	3/4	<b>760 857 062</b>	5	0.283
*	16	3/4	3/4	<b>760 857 063</b>	5	0.391
*	16	3/4	3/4	<b>760 857 064</b>	5	0.561
*	16	3/4	3/4	<b>760 857 065</b>	5	0.470

	d (mm)	R (inch)	Rp (inch)	L (mm)	L1 (mm)	h (mm)	h1 (mm)	z (mm)	z1 (mm)	z2 (mm)
*	16	3/4	3/4	28	0	59	31	45	24	14
*	20	3/4	3/4	33	0	69	36	55	26	19
*	16	3/4	3/4	28	45	104	31	90	24	14
*	16	3/4	3/4	28	45	149	31	135	24	14
*	16	3/4	3/4	28	45	194	31	180	24	14



3250

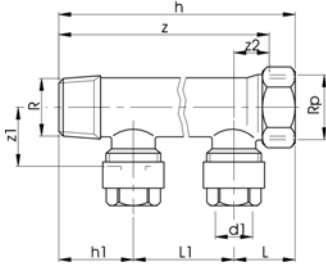


**INSTAFLEX Manifold 90° Brass**  
1" (DN 25)

DZR brass suitable for portable water  
\* as long as stock last

**INSTAFLEX Verteiler 90° Messing**  
1" (DN 25)

Abgänge Klemmverbinder  
\*solange Vorrat



		d (mm)	R (inch)	Rp (inch)	Code	SP	Weight (kg)
*	2-fold	20	1	1	<b>760 857 069</b>	5	0.636
*	3-fold	16	1	1	<b>760 857 070</b>	1	0.678
*	4 fold	16	1	1	<b>760 857 071</b>	1	0.877

		d (mm)	R (inch)	Rp (inch)	L (mm)	L1 (mm)	h (mm)	h1 (mm)	z (mm)	z1 (mm)	z2 (mm)
*	2-fold	20	1	1	33	60	135	42	118	29	16
*	3-fold	16	1	1	28	45	152	34	135	29	11
*	4 fold	16	1	1	28	45	197	34	180	29	11

**Accessories**  
**Zubehör**

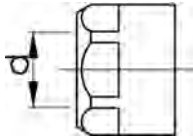
3800



**INSTAFLEX Union nut Brass**

**INSTAFLEX Überwurfmutter Messing**

d (mm)	Code	SP	Weight (kg)
16	<b>760 853 018</b>	5	0.034
20	<b>760 853 071</b>	2	0.047



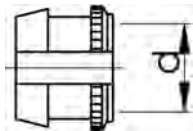
3801



**INSTAFLEX Clamping ring Brass**

**INSTAFLEX Klemmring Messing**

d (mm)	Code	SP	Weight (kg)
16	<b>760 853 019</b>	5	0.011
20	<b>760 853 072</b>	2	0.016



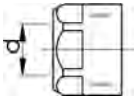
3211

**INSTAFLEX Cap Brass**

Including seal

**INSTAFLEX Kappe Messing**

Inklusive Dichtung



d (mm)	Code	SP	Weight (kg)
16	<b>760 857 072</b>	5	0.051
20	<b>760 857 073</b>	5	0.094

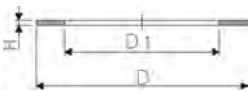
3803

**INSTAFLEX Seal  
For caps**

Material: Tesnit UNI blue, free of asbestos according to DIN 3754

**INSTAFLEX Dichtung  
Für Kappen**

Material: Tesnit UNI blue, asbestfrei, zulässig nach DIN 3754



d-d (mm)	Code	SP	Weight (kg)	D (mm)	D1 (mm)	H (mm)
16 - 20	<b>760 853 021</b>	5	0.002	15	6	3

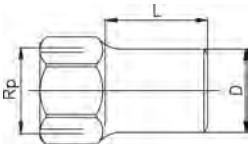
3268

**Cap long Brass**

- Material: brass
  - Connection: female thread
- For iFIT, INSTAFLEX, JRG Sanipex, JRG Sanipex MT

**Kappe lang Messing**

- Werkstoff: Messing
  - Anschluss: Innengewinde
- Für iFIT, INSTAFLEX, JRG Sanipex, JRG Sanipex MT



Rp (inch)	Code	SP	Weight (kg)	D (mm)	L (mm)
¾	<b>760 857 142</b>	5	0.162	27	34
1	<b>760 857 143</b>	5	0.216	32	34

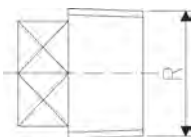
3267

**Plug Brass**

- Material: brass
  - Connection: male thread
- For iFIT, INSTAFLEX, JRG Sanipex, JRG Sanipex MT  
\*as long as stock last

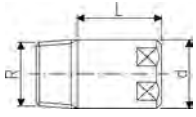
**Stopfen Messing**

- Werkstoff: Messing
  - Anschluss: Aussengewinde
- Für iFIT, INSTAFLEX, JRG Sanipex, JRG Sanipex MT  
\*solange Vorrat



R (inch)	Code	SP	Weight (kg)
*	¾ <b>760 857 076</b>	5	0.058

3264



### Plug long Brass

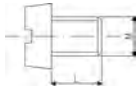
- Material: brass
  - Connection: male thread
- For iFIT, INSTAFLEX, JRG Sanipex, JRG Sanipex MT

### Stopfen lang Messing

- Werkstoff: Messing
  - Anschluss: Aussengewinde
- Für iFIT, INSTAFLEX, JRG Sanipex, JRG Sanipex MT

R	Code	SP	Weight	D	L
(inch)			(kg)	(mm)	(mm)
1	<b>760 857 145</b>	5	0.211	33	54

3804



### INSTAFLEX Screw For plates

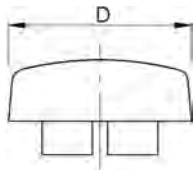
For pipe outlets without box  
From the INSTAFLEX range

### INSTAFLEX Zylinderschraube Für Platten

Für Armaturenanschlüsse ohne Gehäuse  
Aus dem INSTAFLEX Sortiment

M	Code	SP	Weight	L
(mm)			(kg)	(mm)
6	<b>760 853 022</b>	100	0.004	8
6	<b>760 856 040</b>	100	0.005	self tapping 16

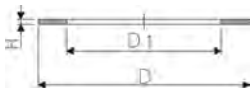
3419



### INSTAFLEX Cap chromium To valve PB concealed

### INSTAFLEX Kappe verchromt Zu Unterputz-Ventil

d-d	Code	SP	Weight	D
(mm)			(kg)	(mm)
20 - 32	<b>760 853 786</b>	1	0.033	68



### INSTAFLEX Seal For mounting bolts

From the INSTAFLEX range

### INSTAFLEX Dichtung Für Montagebolzen

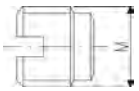
Aus dem INSTAFLEX Sortiment

D	D1	Code	SP	Weight	H
(mm)	(mm)			(kg)	(mm)
10	4	<b>760 854 045</b>	10	0.003	2



**INSTAFLEX Plug**  
For mounting blots

From the INSTAFLEX range



**INSTAFLEX Stopfen**  
Für Montagebolzen

Aus dem INSTAFLEX Sortiment

M (mm)	Code	SP	Weight (kg)
12	<b>760 854 918</b>	10	0.005

3157

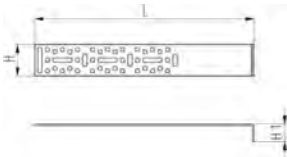


**INSTAFLEX Angular support for double wall**

Including screws

**INSTAFLEX Lasche**  
Für Vorwandmontage

Inklusive Schrauben



L (mm)	Code	SP	Weight (kg)	H (mm)	H1 (mm)
350	<b>760 854 683</b>	10	0.307	50	28

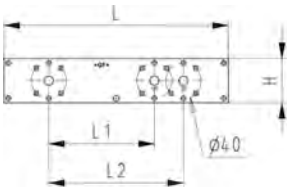


**INSTAFLEX Distance plate**

For single and dual pipe outlets

**INSTAFLEX Distanzhalter**

für Armaturenanschlüsse einfach und doppelt



L (mm)	Code	SP	Weight (kg)	L1 (mm)	L2 (mm)	H (mm)
3154 202	<b>760 853 722</b>	5	0.275	77	100	50

# INSTAFLEX BIG INSTAFLEX BIG

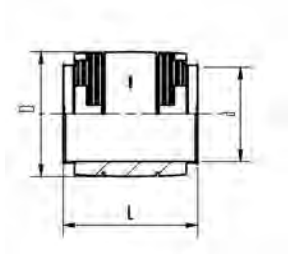
6240



## INSTAFLEX Electro fusion coupler PB

### INSTAFLEX Elektroschweiss Muffe PB PN16

d (mm)	Code	SP	Weight (kg)	L (mm)
125	<b>761 069 555</b>	1	1.565	186
160	<b>761 069 556</b>	1	1.397	190
225	<b>761 069 557</b>	1	4.472	220



5202



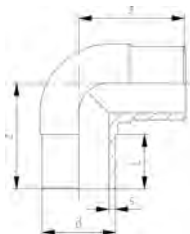
## INSTAFLEX Butt fusion Elbow 90° PB

- Material: PB

### INSTAFLEX Stumpfschweiss Winkel 90° PB

- Werkstoff: PB

d (mm)	Code	SP	Weight (kg)	L (mm)	z (mm)
125	<b>761 065 258</b>	1	1.615	93	182
160	<b>761 065 259</b>	1	3.077	104	213
225	<b>761 065 260</b>	1	7.795	122	270
315	<b>761 065 321</b>	1	20.990	152	522



5203



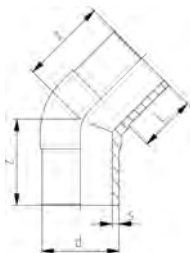
## INSTAFLEX Butt Fusion Elbow 45° PB

- Material: PB

### INSTAFLEX Stumpfschweiss Winkel 45° PB

- Werkstoff: PB

d (mm)	Code	SP	Weight (kg)	L (mm)	z (mm)
125	<b>761 065 261</b>	1	1.246	92	140
160	<b>761 065 262</b>	1	2.379	102	162
225	<b>761 065 263</b>	1	6.065	122	200
315	<b>761 065 325</b>	1	14.000	420	245



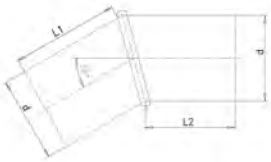


**INSTAFLEX Elbow 30° PB**  
**With short end**

Prefabricated elbow with two short ends for electro fusion fittings  
 GF customized quality, pre-peeled, swiss made  
 Single packed in plastic bags  
 \* on request

**INSTAFLEX Winkel 30° PB**  
**Mit kurzem Ende**

Vorgefertigter Winkel mit zweikurzen Enden für Elektroschweissmuffen  
 GF Kundenspezifische Qualität, vor geschält, Schweizer Ursprung  
 Einzerverpackt, in Beutel  
 \* auf Anfrage



	<b>d</b> (mm)	<b>Code</b>	<b>SP</b>	<b>Weight</b> (kg)	<b>L1</b> (mm)
	90	<b>761 069 663</b>	1	0.700	95
*	110	<b>761 065 312</b>		0.641	100
*	125	<b>761 065 308</b>	1	0.971	110
*	160	<b>761 065 309</b>	1	1.723	115
*	225	<b>761 065 310</b>	1	3.988	130

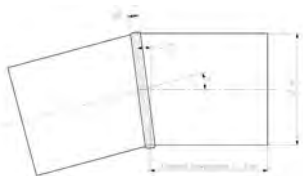


**INSTAFLEX Elbow 15° PB**  
**With two short ends**

Prefabricated elbow with two short ends for electro fusion fittings  
 GF customized quality, pre-peeled, swiss made  
 Single packed in plastic bags  
 \* on request

**INSTAFLEX Winkel 15° PB**  
**Mit zwei kurzen Enden**

Vorgefertigter Winkel mit zweikurzen Enden für Elektroschweissmuffen  
 GF Kundenspezifische Qualität, vor geschält, Schweizer Ursprung  
 Einzerverpackt, in Beutel  
 \* auf Anfrage



	<b>d</b> (mm)	<b>Code</b>	<b>SP</b>	<b>Weight</b> (kg)	<b>L1</b> (mm)
*	90	<b>761 069 662</b>	1	0.405	95
*	110	<b>761 065 311</b>	1	0.647	100
*	125	<b>761 065 304</b>	1	0.905	110
*	160	<b>761 065 305</b>	1	1.590	115
*	225	<b>761 065 307</b>	1	6.348	130

5201



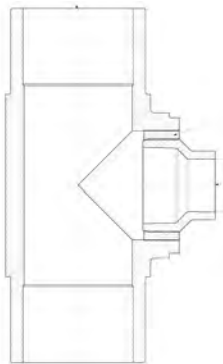
### INSTAFLEX Tee 90° - equal PB

- Material: PB

#### T 90° egal

- Werkstoff: PB

d (mm)	Code	SP	Weight (kg)	L (mm)	z (mm)
125	<b>761 065 255</b>	1	2.397	93	183
160	<b>761 065 256</b>	1	4.312	102	210
225	<b>761 065 257</b>	1	11.984	122	270
315	<b>761 065 320</b>	1	20.105	569	280



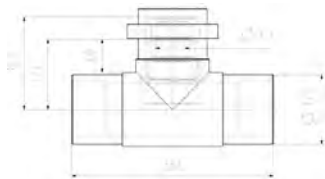
### INSTAFLEX Tee 90° reducer PB

Prefabricated elbow with short end for electro fusion socket  
GF customized quality, pre-peeled, swiss made  
Single packed in plastic bags  
\* on request

#### INSTAFLEX T-Stück 90° Reduktion PB

Vorgefertigter Winkel mit kurzem Ende für Elektroschweissmuffen  
GF Kundenspezifische Qualität, vor geschält, Schweizer Ursprung  
Einzelverpackt, in Beutel  
\* auf Anfrage

	d1 (mm)	d2 (mm)	d3 (mm)	Code	SP	Weight (kg)	L1 (mm)	L2 (mm)
*	125	63	125	<b>761 070 263</b>	0	0.001	90	336
*	160	63	160	<b>761 070 264</b>	1	0.001	120	420



### INSTAFLEX Tee 90° reducer PB With flange

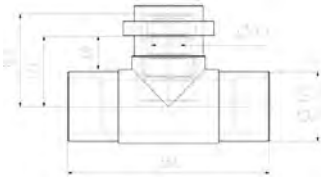
Prefabricated elbow with short end for electro fusion socket  
GF customized quality, pre-peeled, swiss made  
Single packed in plastic bags  
\* on request

#### INSTAFLEX T-Stück 90° Reduktion PB Mit Flansch

Vorgefertigter Winkel mit kurzem Ende für Elektroschweissmuffen  
GF Kundenspezifische Qualität, vor geschält, Schweizer Ursprung  
Einzelverpackt, in Beutel  
\* auf Anfrage

	d1 (mm)	d2 (mm)	d3 (mm)	Code	SP	Weight (kg)	L1 (mm)	L2 (mm)
*	125	63	125	<b>761 065 297</b>		2.900	167	366
*	125	75	125	<b>761 065 302</b>	1	3.100	173	366
*	160	110	160	<b>761 065 301</b>	0	0.001	180	420
*	160	125	160	<b>761 065 313</b>	0	5.784	340	420

table continued on the next page

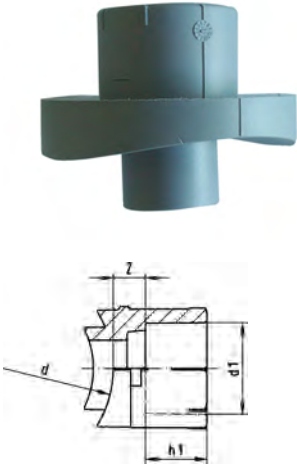


	d1 (mm)	d2 (mm)	d3 (mm)	Code	SP	Weight (kg)	L1 (mm)	L2 (mm)
*	160	75	160	<b>761 065 299</b>	1	4.900	208	420
*	160	90	160	<b>761 065 300</b>	0	0.001	216	420
*	125	110	125	<b>761 065 361</b>	0	2.900	204	366
*	110	63	110	<b>761 065 362</b>	0	2.900	176	420

5054

#### INSTAFLEX Weld-in saddle PB

#### INSTAFLEX Aufschweiss-Sattel PB



d - d1 (mm)	Code	SP	Weight (kg)	h1 (mm)	z (mm)
125 - 32	<b>761 068 018</b>	5	0.035	20	16
125 - 40	<b>761 068 019</b>	5	0.056	22	16
125 - 50	<b>761 068 020</b>	5	0.072	25	16
160 - 32	<b>761 068 021</b>	5	0.045	20	16
160 - 40	<b>761 068 022</b>	5	0.061	22	16
160 - 50	<b>761 068 023</b>	5	0.077	25	16
225 - 32	<b>761 068 024</b>	5	0.076	20	16
225 - 40	<b>761 068 025</b>	5	0.076	22	16
225 - 50	<b>761 068 026</b>	5	0.092	25	16

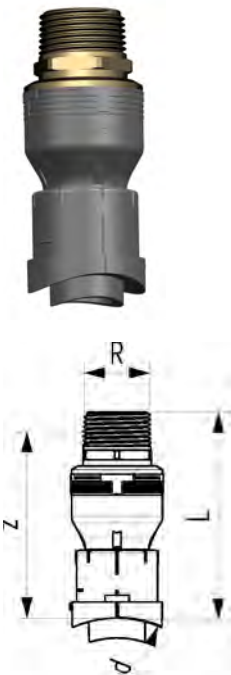
6219

#### INSTAFLEX Weld-in saddle transition PB/Brass With male thread

Weld-in saddle transition to male thread  
Thread in DZR brass, UBA (Umwelt Bundesamt, Germany) conform  
EPDM sealing hot and cold water approved

#### INSTAFLEX Sattel-Schweissübergang PB/Messing Mit Aussengewinde

Sattel-Schweissübergang auf Aussengewinde  
Gewinde mit UBA konformem Messing (Umwelt Bundesamt, Deutschland)  
EPDM-Dichtung zugelassen für Warm- und Kaltwasser



d (mm)	R (inch)	Code	SP	Weight (kg)	L (mm)	z (mm)
50	3/4	<b>761 069 758</b>	2	0.143	100	75
63	1	<b>761 069 759</b>	2	0.228	100	83
75	1	<b>761 069 760</b>	2	0.228	100	83
90	1	<b>761 069 761</b>	2	0.233	103	86
110	1	<b>761 069 762</b>	2	0.226	105	88
125	1	<b>761 069 763</b>	2	0.241	108	91
160	1	<b>761 069 764</b>	2	0.251	108	91
225	1	<b>761 069 765</b>	2	0.282	108	91



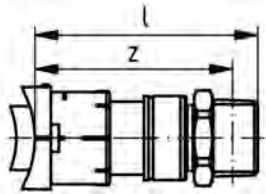
5058

**INSTAFLEX Weld-in saddle PB/Brass  
With male thread**


\* on request

**INSTAFLEX Aufschweiss-Sattel PB/Messing  
Mit Aussengewinde**

\* auf Anfrage



	d - d1 (mm)	R (inch)	Code	SP	Weight (kg)	l (mm)	z (mm)
*	125 - 32	1	<b>761 068 046</b>	2	0.241	100	90
*	160 - 32	1	<b>761 068 047</b>	2	0.251	100	90
*	225 - 32	1	<b>761 068 048</b>	2	0.282	100	90

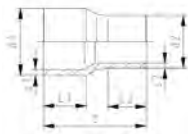
5205


**INSTAFLEX Reducer PB**

• Material: PB

**INSTAFLEX Reduktion PB**

• Werkstoff: PB



d1 (mm)	d2 (mm)	Code	SP	Weight (kg)	L1 (mm)	L2 (mm)	z (mm)
125	110	<b>761 065 267</b>	1	0.729	92	85	215
160	125	<b>761 065 268</b>	1	1.263	102	92	245
225	160	<b>761 065 269</b>	1	2.800	122	102	280
315	225	<b>761 065 322</b>	1	7.933	154	125	377

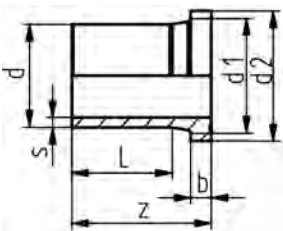
5204


**INSTAFLEX Flange adaptor flat PB**

• Material: PB

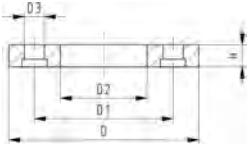
**INSTAFLEX Bundbuchse flach PB**

• Werkstoff: PB



d (mm)	Code	SP	Weight (kg)	d1 (mm)	d2 (mm)	L (mm)	b (mm)	z (mm)
125	<b>761 065 264</b>	1	0.870	132	162	123	25	170
160	<b>761 065 265</b>	1	1.700	176	218	147	25	200
225	<b>761 065 266</b>	1	3.003	236	274	122	32	200
315	<b>761 065 323</b>	1	5.227	336	371	170	36	291

5085



**INSTAFLEX Backing flanges**

Material: Casting, GFK coated  
 Suitable for flange adaptor  
 Tighten the screws with torque as indicated  
 Commercially available screws, nuts, washers

**INSTAFLEX Lose Flansche**

Material: Guss, GFK ummantelt  
 Passend zu Bundbuchsen  
 Schrauben mit Drehmomenten nach Vorgabe anziehen  
 Zubehör: Schrauben, Muttern, Unterlagsscheiben = handelsüblich

d (mm)	Code	SP	Weight (kg)
125	<b>761 065 279</b>	2	1.284
160	<b>761 065 280</b>	2	2.406
225	<b>761 065 281</b>	2	3.600

d (mm)	D (mm)	D1 (mm)	D2 (mm)	D3 (mm)	H (mm)	AL	Screws	Tightening torque (mm)
125	226	180	135	18	23	8	M16 x 130	50
160	296	240	178	22	28	8	M20 x 140	60
225	350	295	238	22	31	8	M20 x 160	75

# Machines and Tools Maschinen und Werkzeuge

## Electro Fusion Elektroschweissen

6000



### INSTAFLEX Electro fusion control unit HWSG-3 230V

Technical data: Voltage 230V, Power max 1400W, Frequency 50/60Hz, Protection class IP 54,  
Main connection (3m) with EU-Standard plug  
\* only for CH / swiss plug

### INSTAFLEX Elektroschweisgerät HWSG-3 230V

Technische Daten: Spannung 230V, Leistung max. 1400W, Frequenz 50/60Hz, Schutzklasse IP 54,  
Netzanschluss (3m, Eurostecker) 2 Stk. Schweisskabel mit Winkelstecker 90°, 1 Stk. Schweisska-  
bel mit geradem Stecker  
\* nur für CH / mit CH Stecker

	d-d (mm)	Code	SP	Weight (kg)	Dimensions (mm)	Size (inch)
	16 - 110	<b>761 069 021</b>	1	4.142	294	324
*	16 - 110	<b>761 069 020</b>	1	4.047	294	324

6000



### INSTAFLEX Electro fusion control unit HWSG-3 110V

Including welding cable for fittings without tool case, primary cable 110V, primary cable 230V  
Primary cable (3m) with Euro standard plug EU-Standard plug  
Technical data: voltage 110V and 230V variable, power output max. 1500W  
Technical specifications: frequency 47/65Hz, protection rate IP54, incl. power-supply cable 110V  
and 230V (3m) with EU-Standard plug  
\* on request

### INSTAFLEX Elektroschweisgerät HWSG-3 110V

Inklusiv Schweisskabel für Fittings ohne Werkzeugkoffer, Primärkabel 110 V, Primärkabel 230 V  
Schweisskabel (3m) mit EU Standard Stecker  
Technische Daten: Spannung 110V und 230V variabel, Leistung max. 1500W  
Technische Spezifikation: Frequenz 47/65 Hz, Schutzklasse IP 54, inkl. Netzanschluss 110V und  
230V (3m) mit EU Standard Stecker  
\* auf Anfrage

	d-d (mm)	Code	SP	Weight (kg)	Dimensions (mm)	Size (inch)
*	16 - 110	<b>761 069 015</b>	1	11.500	294	324

## MSA 2 MULTI Automatic Electrofusion Unit for PE/PP/PVDF/PB



The MSA 2 MULTI automatic electro fusion unit combines light weight and high efficiency, thanks to its inverter technology. The unit is suitable for welding PE, PP, INSTAFLEX PB d125-225, Fuseal d1 1/2"-12" and PPro-Seal 1/2"-3".

It is robust, safe and ergonomic.

All is meant to simplify the job: the barcode scanner, for long distance reading, the cooling system to joint in series, the icon system, to keep the interaction between user and machine intuitive. The entire welding process is controlled and regulated with energy output compensation depending on ambient temperature and the indication of cooling time.

The unit has 500 protocols permanently stored in the internal memory. The user can copy the fusion reports in an USB stick to print them out in PDF format.

Scope of delivery includes: 1 pair of angle adapter clips 4.0 mm, operating instructions, START/STOP badge, USB memory stick and robust transport case

### Technical Data:

- Operating temperature: -20°C to +50°C
- Mains voltage and frequency: 230V (190V - 265V), 50-60Hz
- Fusion data input mode: bar code, manual
- Fittings range: d16-630 mm , 1/2"-12"
- Fusion voltage: 3.6-40 V
- Fusion current: 90 A (max)
- Suggested power generators: 3.5 kVA
- USB Port: Type A
- Protection factor: Class 1 / IP 65
- Mains cable: 4 m / Fusion cable: 3 m
- Weight: ca. 11.9 kg
- Display: Graphical LCD, adjustable contrast

## MSA 2 MULTI

### Automatisches Elektroschweißgerät für PE/PP/PVDF/PB

tbd tbd

Es ist robust, sicher und ergonomisch.

Konzipiert zur Vereinfachung der Arbeitsschritte auf der Baustelle: Barcode Scanner mit der Funktionalität zum Scannen aus grosser Entfernung, aktives Kühlsystem zur sicheren Serienschweißung, Verwendung von Symbolen zum intuitiven Dialog zwischen Anwender und Maschine.

Der gesamte Schweißablauf wird überwacht und geregelt. Die Ausgangsenergie wird entsprechend der Umgebungstemperatur und der berechneten Abkühlzeit angepasst.

Das MSA 2.1 hat eine Speicherkapazität von bis zu 500 Protokollen. Der Anwender kann die Protokolle bereits im PDF Format vom Gerät auf einen USB Stick übertragen.

tbd

### Technische Daten:

- Temperaturbereich: -20°C bis +50°C
- Stromspannung und Frequenzbereich: 230V (190V - 265V), 50-60Hz
- Schweißdaten Eingabe: Barcode, manuell
- Fittings Dimensionsbereich: d16-630 mm
- Schweißspannung: 3.6-40 V
- Schweißstrom: 90 A (max)
- Empfohlene Generatorleistung: 3.5 kVA
- USB Schnittstellen: Typ A
- Schutzart: Klasse 1 / IP 65
- Mains cable: 4 m / Fusion cable: 3 m
- Gewicht: ca. 11.9 kg
- Anzeige: Grafisches LCD, einstellbarer Kontrast

Type	Code	Weight (kg)
Full package plus mini Welding Book, SeaDrain adapters and barcodes	790 156 022	11.900

6005



### INSTAFLEX Primary cable PUR 110v

\* on request

### INSTAFLEX Netzkabel PUR 110V

\* auf Anfrage

	Code	SP	Weight (kg)	Length (m)
*	<b>761 069 012</b>	1	0.400	3

6005



### INSTAFLEX Primary cable PUR 230V

\* on request

### INSTAFLEX Netzkabel PUR 230V

\* auf Anfrage

	Code	SP	Weight (kg)	Length (m)
*	<b>761 069 013</b>	1	0.380	3

6001



### INSTAFLEX Welding cable PUR Straight plug

Matches to HWSG-3 - 110V

\* on request

\*as long as stock last

### INSTAFLEX Schweisskabel PUR Gerader Stecker

Matches to HWSG-3 - 110V

\* auf Anfrage

\*solange Vorrat

	Code	Weight (kg)
** & *	<b>761 069 011</b>	0.271

6001



### INSTAFLEX Welding cable PUR Angled plug

Matches to HWSG-3 - 110V

\* on request

### INSTAFLEX Schweisskabel PUR Winkelstecker

Matches to HWSG-3 - 110V

\* auf Anfrage

	d (mm)	Code	SP	Weight (kg)	Length (m)
*	16 - 110	<b>761 069 016</b>	1	0.264	3

6001



**INSTAFLEX Welding cable PVC  
230V / Angled plug**

Matches to HWSG-3 - 230V

**INSTAFLEX Schweisskabel PVC  
230V / Winkelstecker**

Matches to HWSG-3 - 230V

d (mm)	Code	SP	Weight (kg)	Length (m)
16 - 110	<b>761 069 006</b>	1	0.246	3

6001



**INSTAFLEX Welding cable PVC  
230V / Straight plug**

Matches to HWSG-3 - 230V

**INSTAFLEX Schweisskabel PVC  
110V / Gerader Stecker**

Matches to HWSG-3 - 230V

d (mm)	Code	SP	Weight (kg)	Length (m)
16 - 110	<b>761 069 001</b>	1	0.255	3

6001



**INSTAFLEX Welding cable triple PVC  
230V / 2 straight plugs / 1 angled plug**

Matches to HWSG-3 - 230V

2 pcs. with cable straight

1 pc. with cable angle

\* on request

**INSTAFLEX Schweisskabel dreifach PVC  
230V / 2 gerade Stecker / 1 Winkelstecker**

Matches to HWSG-3 - 230V

2 Stk. Kabel mit geradem Stecker

1 Stk. Kabel mit Winkelstecker

\* auf Anfrage

	Code	SP	Weight (kg)	Length (m)
*	<b>761 069 008</b>	1	1.753	8

# Socket Fusion Muffenschweissen

5128



## INSTAFLEX Socket fusion machine BTM 110

Packed in a wooden case, usable as working table, prism clamp device for pipes, round clamping units for fittings d16-d110, pipe support adjustable. Without heating element. Requires heating element catalogue number 761 066 895

## INSTAFLEX Muffenschweissmaschine BTM 110

Holzkrone (einsetzbar als Werkbank), Prisma-Spanner für Rohre, Rundspannelemente zur Formteilaufnahme d16-d110 mit Schnellverschluss, Rohrstütze. Ohne Heizelement. Heizbüchse Katalog Nummer 761 066 895 notwendig.



l	h	Code	Weight	h1	h2	h3
(mm)	(mm)		(kg)	(mm)	(mm)	(mm)
867	1191	<b>761 066 894</b>	95.000	787	404	728

5129



## INSTAFLEX Accessories To socket fusion machine BTM 110

Toolset (included in delivery code 761 066 894) heating element with electronic temperature regulation, voltage 230V, power 800W, heating bushes d16-d110, tempil sticks 253°C and 274°C, timer, gtemplate, gloves, support, grip, pipe shears, pipe cutter d32-d110, chamfering tool

## INSTAFLEX Zubehör Zu Muffenschweissmaschine BTM 110

ohne Holzeinsatz (im Lieferumfang 761 066 894 enthalten), Handschweissgerät mit elektronischer Temperaturregelung, Spannung 230 V, Leistung 800 Watt, Heizbüchse d16-d110, Temperaturstifte 253°C und 274°C, Timer, Markierlehre, Handschuhe, Halter, Griff, Rohrschere, Rohrschneider d32-d110.

Code	Weight
	(kg)
<b>761 066 895</b>	10.000

5101



### INSTAFLEX Heating element 230V

Scope of delivery: electronic temperature regulation, Voltage 230V, Power 800W, Instruction for the socket fusion jointing  
\* only for CH / swiss plug

### INSTAFLEX Handschweissgerät 230V

Bestehend aus: elektronische Temperaturregelung, Spannung 230V, Leistung 800 Watt, inklusive Schweissanleitung  
\* nur für CH / mit CH Stecker

	d-d (mm)	Code	SP	Weight (kg)
	16 - 63	<b>761 066 804</b>	1	1.639
*	16 - 63	<b>761 066 751</b>	1	1.646

5101



### INSTAFLEX Heating element 30°

Special for weld-in-saddle  
With Schuko-Plug CEE  
\* on request

### INSTAFLEX Handschweissgerät 30° 230V

speziell für Aufschweis-Sattel  
mit Schuko-Stecker nach CEE  
\* auf Anfrage

	D (mm)	Code	SP	Weight (kg)
*	16 - 50	<b>761 066 877</b>	1	1.550

5102



### Support

As a storage possibility for Handheld heating element

### Halter

Als Abstellmöglichkeit für das Handschweissgerät

Code	SP	Weight (kg)
<b>761 066 801</b>	1	0.986

5130



### INSTAFLEX Heating bushes

Heating bushes for the entire INSTAFLEX socket fusion range (in conjunction with the BTM 110 fusion machine)

### INSTAFLEX Heizbuchsen

Heizbuchsen für das gesamte Heizelement-Muffenschweissen Sortiment (in Verwendung mit Muffenschweissmaschine BTM 110)

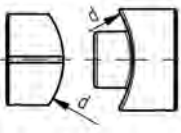
d (mm)	Code	SP	Weight (kg)
16	<b>761 066 756</b>	1	0.189
20	<b>761 066 757</b>	1	0.284
25	<b>761 066 758</b>	1	0.366
32	<b>761 066 759</b>	1	0.369
40	<b>761 066 760</b>	1	0.321

table continued on the next page



d (mm)	Code	SP	Weight (kg)
50	<b>761 066 761</b>	1	0.460
63	<b>761 066 762</b>	1	0.609
75	<b>761 066 881</b>	1	1.108
90	<b>761 066 882</b>	1	1.740
110	<b>761 066 883</b>	1	2.450

5056



**INSTAFLEX Heating bushes  
For weld-in saddle PB**

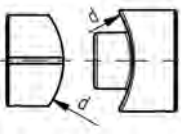
d = Pipe dim.

**INSTAFLEX Heizbuchsen  
Für Aufschweiss-Sattel PB**

d = Rohr Dim.

d (mm)	Code	SP	Weight (kg)	Remarks
40	<b>761 068 027</b>	1	0.129	Drill bitt d20-d32
50	<b>761 068 028</b>	1	0.156	Drill bitt d20-d32
63	<b>761 068 029</b>	1	0.199	Drill bitt d20-d32
75	<b>761 068 030</b>	1	0.216	Drill bitt d20-d32
90	<b>761 068 031</b>	1	0.272	Drill bitt d20-d32
110	<b>761 068 032</b>	1	0.298	Drill bitt d20-d32

5056



**INSTAFLEX Heating bushes  
For weld-in saddle PB**

For heating element straight  
d = Pipe dim.

**INSTAFLEX Heizbuchsen  
Für Aufschweiss-Sattel PB**

Für Hezelement gerade  
d = Rohr Dim.

d (mm)	Code	SP	Weight (kg)	Remarks
125	<b>761 068 033</b>	1	0.376	Drill bitt d20-d32
125	<b>761 068 034</b>	1	0.510	Drill bitt d40-d50
160	<b>761 068 035</b>	1	0.568	Drill bitt d20-d32
160	<b>761 068 036</b>	1	0.658	Drill bitt d40-d50
225	<b>761 068 037</b>	1	1.013	Drill bitt d20-d32
225	<b>761 068 038</b>	1	1.019	Drill bitt d40-d50

5057



**INSTAFLEX Drill bit  
For weld-in saddle PB**

**INSTAFLEX Bohrer  
Für Aufschweiss-Sattel PB**

d (mm)	Code	SP	Weight (kg)
20 - 32	<b>761 068 039</b>	1	0.132
40 - 50	<b>761 068 040</b>	1	0.232



**INSTAFLEX Fuseal-template  
For electro fusion (HWS)**

**INSTAFLEX Fuseal-Markierlehre  
Für Elektroschweissen (HWS)**

Dimension (mm)	Code	SP	Weight (kg)
1 1/2"- 6"	<b>761 069 622</b>	1	0.010

5100



**INSTAFLEX Heating element  
Complete set / 230V**

Scope of delivery: Metal case, Heating element with electronic temperature regulation Voltage 230V, Power 800W, Heating bushes d16-d63, Tempil sticks 253°C and 274°C, Timer, Template, Gloves, Support, Grip, Pipe shears, Pipe cutter d32-d63, Chamfering tool  
\* only for CH / swiss plug

**INSTAFLEX Handschweissgerät  
Komplettes Set / 230V**

Bestehend aus: Metallkoffer, Handschweissgerät mit elektronischer Temperaturregelung, Spannung 230V, Leistung 800 Watt, Heizbüchse d16-d63, Temperaturstifte 253°C und 274°C, Timer, Markierlehre, Handschuhe, Halter, Griff, Rohrschere, Rohrschneider d32-d63  
\* nur für CH / mit CH Stecker

	d-d (mm)	Code	SP	Weight (kg)
	16 - 63	<b>761 066 802</b>	1	11.679
*	16 - 63	<b>761 066 750</b>	1	11.735



**Metal case**

- For heating element and accessories

**Metallkoffer, leer**

- Für Handschweissgerät und Zubehör

Code	SP	Weight (kg)
<b>761 066 752</b>	0	4.150

# General Tools Allgemeine Werkzeuge

6610



## INSTAFLEX Pipe cutting machine CMB 225

State-of-the art cutting machine for polyolefin pipes in diameter d110-d230.  
Scope of delivery: Cutting machine CMB 225 (1 pcs.), Machines cutter CW 225 (3 pcs.), Pipe brackets PS 225 (4 pcs.), Wrench for cutter-change (1 pcs.)

## INSTAFLEX Rohrschneidemaschine CMB 225

Neuartige Trennmaschine für Polyolefin-Rohre mit einem Durchmesser von d110-d230.  
Lieferumfang: Trennmaschine CMB 225 (1 Stk.), Ersatzschneidrad zu CMB 225 (3 Stk.), Rohraufklappen PS 225 (4 Stk.), Schlüssel für Schneidradwechsel (1 Stk.)

Tension	Code	Weight (kg)
110V	<b>761 070 322</b>	38.000
220V	<b>761 070 319</b>	38.000

6013



## INSTAFLEX Cutting insert For cutting machine CMB 225

## INSTAFLEX Schneideinsatz Für die Rohrschneidemaschine CMB 225

d (mm)	Code	SP	Weight (kg)
50 - 110	<b>761 070 323</b>	1	2.000

6011



## INSTAFLEX Machines cutter CW 225

Replacement cutting wheel for cutting machine CMB 225

## INSTAFLEX Schneiderad CW 225

Ersatzschneidrad für Rohrschneidemaschine CMB 225.

Cutting depth (mm)	Code	SP	Weight (kg)
26	<b>761 070 320</b>	1	0.240

3908



## INSTAFLEX Pipe shears

## INSTAFLEX Rohrschere

d-d (mm)	Code	SP	Weight (kg)
16 - 25	<b>760 853 279</b>	1	0.295

6012



### INSTAFLEX Pipe support For cutting machine CMB 225

Pipe support for cutting machine CMB 225

### INSTAFLEX Rohrauflage Für die Rohrschneidemaschine CMB 225

zum fachgerechten Trennen mit der Rohrschneidemaschine CMB 225.

d (mm)	Code	SP	Weight (kg)	Type
110 - 225	<b>761 070 321</b>	1	1.500	PS 225
50 - 110	<b>761 070 324</b>		1.400	PS 110



### Chamfering tools

- Chamfering tool (15° bevel) for plastic pipes. Fast and reliable adjustment to the different pipe diameters and wall thickness.

### Handanschrägwerkzeug

- Rohranfasgerät (15° Fase) für Kunststoffrohre. Schnelle und zuverlässige Einstellung an die verschiedenen Rohrgrößen und Wandstärken.

d-d (mm)	description	Code	Weight (kg)
25 - 110	Special version for INSTAFLEX PB	<b>790 309 005</b>	1.100
25 - 110	Standard version	<b>790 309 006</b>	1.100
25 - 200	Standard version	<b>790 309 003</b>	1.300
63 - 400	Standard version	<b>790 309 004</b>	2.600

5303



### Spare blades for Chamfering tool

### Ersatzklingen zu Anfaswerkzeug

d-d (mm)	Code	SP	Weight (kg)
25 - 110	<b>761 066 795</b>	1	0.016

5314



### INSTAFLEX Template For socket fusion (HMS)

To mark the coupler

### INSTAFLEX Markierlehre Für Muffenschweissen (HMS)

Zum Markieren von Muffenschweissslängen

d-d (mm)	Code	SP	Weight (kg)
16 - 63	<b>761 066 800</b>	1	0.014

# Tools for Compression Joints

## Werkzeuge für die Klemmverbindung

3905



### INSTAFLEX Assembly tongs

\*as long as stock last

### INSTAFLEX Montagezange

\*solange Vorrat

	d (mm)	Code	SP	Weight (kg)
*	16 - 20	<b>760 853 743</b>	1	0.503

3954



### INSTAFLEX Ratched spanner

For tightening and loosening of compression fittings d16 and d20

### INSTAFLEX Ratschenschlüssel

Zur Montage der Klemmverbindungen d16 und d20

d (mm)	SW (mm)	Code	SP	Weight (kg)
16	24	<b>760 854 916</b>	1	0.280
20	27	<b>760 854 917</b>	1	0.321

6006



### INSTAFLEX Ball-head socket wrench With crossbar handle

### INSTAFLEX Kugelkopf Stiftschlüssel Mit Quergriff

d-d (mm)	Code	SP	Weight (kg)	SW (mm)
16 - 63	<b>761 066 843</b>	2	0.038	3
75 - 110	<b>761 066 844</b>	2	0.038	4

3948



### INSTAFLEX Spanner

Tool to change the heating bushes

### INSTAFLEX Sechskantschlüssel

Zum Wechseln der Heizbuchsen

SW (mm)	Code	SP	Weight (kg)
6	<b>760 854 906</b>	1	0.038

6007



### INSTAFLEX Ball-head socket wrench With crossbar handle

### INSTAFLEX Kugelkopf Stiftschlüssel Mit Quergriff

d-d (mm)	Code	SP	Weight (kg)	SW (mm)
16 - 63	<b>761 066 845</b>	5	0.004	3
75 - 110	<b>761 066 846</b>	5	0.007	4

5314



### INSTAFLEX Template For electro fusion (HWS)

### INSTAFLEX Markierlehre Für Elektroschweißen (HWS)

d-d (mm)	Code	SP	Weight (kg)
16 - 110	<b>761 069 602</b>	1	0.065

5310



### Tempil sticks

### Temperaturstift

Temperature (°C)	Code	SP	Weight (kg)	Color
253	<b>761 066 796</b>	1	0.012	yellow
274	<b>761 066 797</b>	1	0.014	red



### Marker

For plastic pipes and fittings

### Markierstift

Für Kunststoffrohre und Fittinge

Type	Code	SP	Weight (kg)
Black	<b>761 070 325</b>	10	0.010

5320



### INSTAFLEX Gloves

### INSTAFLEX Handschuhe

Code	SP	Weight (kg)
<b>761 066 799</b>	1	0.115



### Timer with 2 stop times

### Zeituhr mit 2 Stopzeiten

Code	SP	Weight (kg)
<b>790 114 028</b>	1	0.088

# Seminar- and Training Documents

## Seminar- und Trainingsdokumente

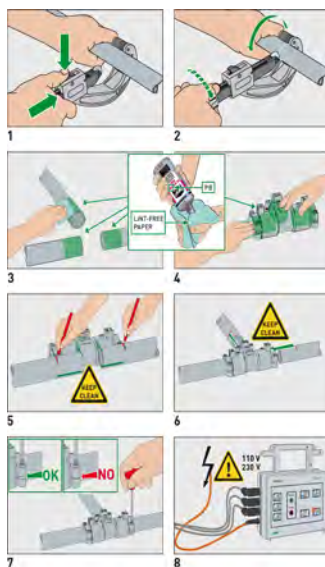


### Technical manuals jointing technologies

This document is digital available on our website  
For high resolution pictures for your seminar or your presentation, please ask your local sales agent

### Technische Dokumentation für Verbindungstechnologien

Dieses Dokument steht Ihnen auf unserer Homepage digital zur Verfügung  
Für Bilder in Hochauflösung für Präsentationen kontaktieren Sie bitte Ihren lokalen Verkäufer



Description	Code	SP	d (mm)	Size
Electro fusion HWS	<b>760 809 081</b>	10	16-110	DIN A5
Electro fusion	<b>760 809 084</b>	1200	125, 160, 225	DIN A5
Socket fusion HMS	<b>760 809 085</b>	10	16-110	DIN A5
System valve BTV 2	<b>760 809 086</b>	10	20-63	DIN A5



### Current product range INSTAFLEX / iFIT

This document is digital available on our website

### Aktuelles Produktsortiment INSTAFLEX / iFIT

Dieses Dokument steht Ihnen auf unserer Homepage digital zur Verfügung

Size	Code	SP
DIN A4	<b>760 809 100</b>	10

3999



### Joining technology sample

Compression joint / electro fusion / socket fusion

### Verbindungstechnik

Pressverbindung / Elektroschweißen / Muffenschweißen

<b>d</b> (mm)	<b>Code</b>	<b>SP</b>	<b>Weight</b> (kg)
<b>760 855 078</b>		1	0.780

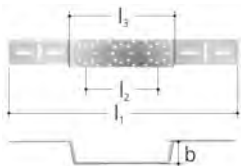
---



# INSTAFLEX / iFIT Accessories

## INSTAFLEX / iFIT Zubehör

5741



### Angled shapet bracket steel Single/double

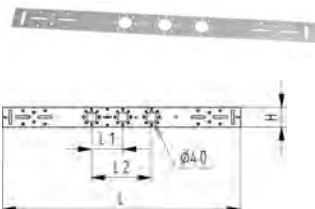
- Material: steel, galvanized
  - Consisting of: bracket, fixing screws
- Für iFIT, INSTAFLEX, JRG Sanipex, JRG Sanipex MT

### Montageschiene abgewinkelt Stahl Einfach/zweifach

- Werkstoff: Stahl, verzinkt
  - Bestehend aus: Halterung, Befestigungsschrauben
- Für iFIT, INSTAFLEX, JRG Sanipex, JRG Sanipex MT

b (mm)	JRG Code	GF Code	SP	Weight (kg)	h (mm)	l1 (mm)	l2 (mm)	l3 (mm)
60	<b>5741.020</b>	<b>351 451 920</b>	1	0.525	58	553	153	244

3101



### INSTAFLEX Distance plate flat

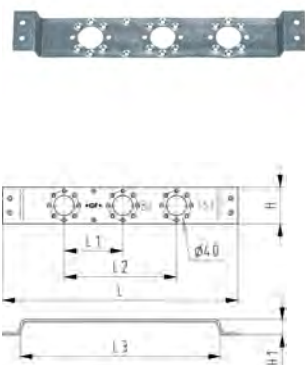
With hole circle 40 and thread M6  
From the INSTAFLEX range

### INSTAFLEX Distanzhalter flach

Mit Lochkreis 40 und Gewinde M6  
Aus dem INSTAFLEX Sortiment

L (mm)		Code	SP	Weight (kg)	L1 (mm)	L2 (mm)	H (mm)
452	single	<b>760 869 920</b>	5	0.464			50
552	double	<b>760 869 919</b>	5	0.564	100		50

3102



### Distance plate for dry lined walls

Lightweight construction walls  
With hole circle 40 and thread M6

### Distanzhalter

Für Ständerwände  
Mit Lochkreis 40 und Gewinde M6

L (mm)	Code	SP	Weight (kg)	L1 (mm)	L2 (mm)	L3 (mm)	H (mm)	H1 (mm)
321	<b>760 869 921</b>	5	0.374	80	153	273	50	21

3103

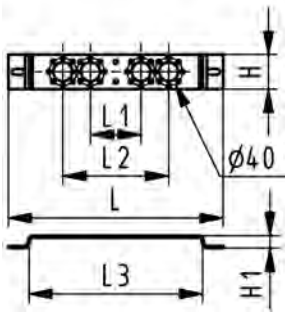


**GIS distance plate for dry lined walls**

With hole circle 40 and thread M6  
From the INSTAFLEX range

**GIS Distanzhalter**

Mit Lochkreis 40 und Gewinde M6  
Aus dem INSTAFLEX Sortiment



L (mm)	Code	Weight (kg)	L1 (mm)	L2 (mm)	L3 (mm)	H (mm)	H1 (mm)
310	<b>760 855 133</b>	0.292	80	153	250	50	21

3152

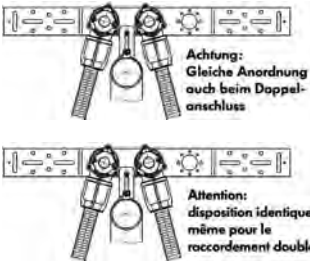


**Bracket for waste pipe**

From the INSTAFLEX range

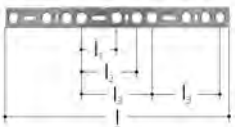
**Ablaufhalter**

Aus dem INSTAFLEX Sortiment



D (mm)	Code	SP	Weight (kg)	H (mm)
56	<b>760 854 677</b>	1	0.032	65 - 80

5741



**Bar gauge steel**

• Material: steel, galvanized  
For iFIT, INSTAFLEX, JRG Sanipex, JRG Sanipex MT

**Montagelehre Stahl**

• Werkstoff: Stahl, verzinkt  
Für iFIT, INSTAFLEX, JRG Sanipex, JRG Sanipex MT

l (mm)	JRG Code	GF Code	SP Weight (kg)	l1 (mm)	l2 (mm)	l3 (mm)
3000	<b>5741.090</b>	<b>351 494 301</b>	1	4.000	76	120 153



# iFIT

## + Technical Data

### Materials

Polybutylene, PE-RT/Al/PE-RT, PPSU, Brass, Gunmetal

### Dimension range

d16 - d32

### Jointing technology

Push-fit Technology

### Operating pressure

to 10 bar

### Operating temperature

0°C to +95°C

## + Technische Daten

### Werkstoffe

Polybutylen, PE-RT/Al/PE-RT, PPSU, Messing, Rotguss

### Dimensionsbereich

d16 - d32

### Verbindungstechnologie

Steckfitting-System

### Betriebsdruck

bis 10 bar

### Betriebstemperatur

0°C bis +95°C





## + Advantages

- Low stock costs thanks to modular concept
- Fast, easy and safe push-fit technology
- No power supply required
- Low tool investments
- Detachable connection

## + Vorteile

- Niedrige Lagerkosten dank Adapter-Modul-Technologie
- Schnelle, einfache und sichere Verbindungstechnik
- Montage ohne elektrische Energie möglich
- Geringe Werkzeuginvestitionen
- Lösbare Verbindung



# Table of contents

Pipes	422
Adapters	429
Valves	430
Modules	432
Outlet Joints	442
Manifolds	449
Heating Assortment	452
Tools	453

# Pipes Rohre

## Pipes Rohre

4500



### iFIT Multilayer pipe PE-RT

- Description: in coils
- Material: PE-RT/AL/PE-RT (white)

### iFIT Mehrschichtverbundrohr PE-RT

- Beschreibung: in Ringen
- Werkstoff: PE-RT/Al/PE-RT (weiss)

d (mm)	s (mm)	Code	SP	Weight (kg)	L (m)	PN (bar)	PN at 20°C (bar)
16	2.0	<b>762 101 000</b>	1	0.119	100	10	16
16	2.0	<b>762 101 014</b>	1	0.118	200	10	16
20	2.0	<b>762 101 001</b>	1	0.154	50	10	16
25	2.5	<b>762 101 130</b>	1	0.289	50	10	16
32	3.0	<b>762 101 131</b>	1	0.354	50	10	16



### iFIT Multilayer pipe with blue labeling

- Description: in coils
- Material: PE-RT/AL/PE-RT (white)
- Labeling: blue

### iFIT Mehrschichtverbundrohr mit blauer Beschriftung

- Beschreibung: in Ringen
- Werkstoff: PE-RT/Al/PE-RT (weiss)
- Beschriftung: blau

d (mm)	s (inch)	GF Code	SP	Weight (kg)	Color	L (m)	PN (bar)	PN at 20°C (bar)
16	2.0	<b>762 101 307</b>	1	0.119	blue	100	10	16
20	2.0	<b>762 101 301</b>	1	0.154	blue	50	10	16
25	2.5	<b>762 101 376</b>	1	0.289	blue	50	10	16



### iFIT Multilayer pipe with red labeling

- Description: in coils
- Material: PE-RT/AL/PE-RT (white)
- Labeling: red

### iFIT Mehrschichtverbundrohr mit roter Beschriftung

- Beschreibung: in Ringen
- Werkstoff: PE-RT/Al/PE-RT (weiss)
- Beschriftung: rot

d (mm)	s (inch)	GF Code	SP	Weight (kg)	Color	L (m)	PN (bar)	PN at 20°C (bar)
16	2.0	<b>762 101 306</b>	1	0.119	red	100	10	16
20	2.0	<b>762 101 300</b>	1	0.154	red	50	10	16
25	2.5	<b>762 101 375</b>	1	0.289	red	50	10	16

4505



### iFIT Multilayer pipe PE-RT Protected

- Description: in coils
- Material: PE-RT/AL/PE-RT (white), PE protective conduit (black)

### iFIT Mehrschichtverbundrohr PE-RT Im Schutzrohr

- Beschreibung: in Ringen
- Werkstoff: PE-RT/AL/PE-RT (weiss), PE Schutzrohr (schwarz)

d (mm)	s (mm)	Code	SP	Weight (kg)	D (mm)	L (m)	PN (bar)	PN at 20°C (bar)
16	2.0	<b>762 101 003</b>	1	0.194	25	75	10	16
20	2.0	<b>762 101 004</b>	1	0.246	30	50	10	16

4510



### iFIT Multilayer pipe PE-RT In bars, 5.0m

- Description: in bars
- Material: PE-RT/AL/PE-RT (white)

### iFIT Mehrschichtverbundrohr PE-RT In Stangen, 5.0m

- Beschreibung: in Stangen
- Werkstoff: PE-RT/AL/PE-RT (weiss)

d (mm)	s (mm)	Code	SP	Weight (kg)	L (m)	PN (bar)	PN at 20°C (bar)
16	2.0	<b>762 101 005</b>	9	0.118	5	10	16
20	2.0	<b>762 101 006</b>	9	0.154	5	10	16
25	2.5	<b>762 101 007</b>	10	0.284	5	10	16
32	3.0	<b>762 101 008</b>	4	0.354	5	10	16

4515



### iFIT Polybutene pipe polybutene Protected

- Description: in coils
- Material: Polybutene (grey), PE protection (black)

### iFIT Polybutenrohr Im Schutzrohr

- Beschreibung: in Ringen
- Werkstoff: Polybuten (grau), PE Schutzrohr (schwarz)

d (mm)	s (mm)	Code	SP	Weight (kg)	D (mm)	L (m)	PN (bar)	PN at 20°C (bar)
16	2.0	<b>762 101 012</b>	1	0.164	25	60	10	16
20	2.0	<b>762 101 013</b>	1	0.207	30	60	10	16
25	2.5	<b>762 101 011</b>	1	0.286	34	30	10	16

4516

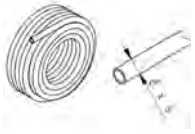


### iFIT Polybutene pipe polybutene

- Description: in coils
- Material: Polybutene (grey)
- \*as long as stock last

### iFIT Rohr Polybuten

- Beschreibung: in Ringen
- Werkstoff: Polybuten (grau)
- \*solange Vorrat



	d (mm)	s (mm)	Code	SP	Weight (kg)	L (m)	PN (bar)	PN at 20°C (bar)
	16	2.0	<b>762 101 126</b>	1	0.088	60	10	16
*	16	2.0	<b>762 101 201</b>	1	0.088	420	10	16
	20	2.0	<b>762 101 127</b>	1	0.115	60	10	16
	25	2.5	<b>762 101 128</b>	1	0.178	30	10	16

4511



### iFIT Polybutene pipe polybutene In bars, 5.0m

- Description: in bars
- Material: Polybutene (grey)

### iFIT Polybutenrohr In Stangen, 5.0m

- Beschreibung: in Stangen
- Werkstoff: Polybuten (grau)



	d (mm)	s (mm)	Code	SP	Weight (kg)	L (m)	PN (bar)	PN at 20°C (bar)
	16	2.0	<b>762 101 160</b>	9	0.088	5	10	16
	20	2.0	<b>762 101 161</b>	9	0.115	5	10	16
	25	2.5	<b>762 101 162</b>	10	0.178	5	10	16
	32	3.0	<b>762 101 163</b>	4	0.272	5	10	16

4502



### iFIT Multilayer pipe insulated 10mm PE-RT

- Description: in coils
- Material: PE-RT/Al/PE-RT (white)
- Insulation: W/mK 0.035

### iFIT Mehrschichtverbundrohr isoliert 10mm PE-RT

- Beschreibung: in Ringen
- Werkstoff: PE-RT/Al/PE-RT (weiss)
- Isolierung: W/mK 0.035



	d (mm)	s (mm)	Code	SP	Weight (kg)	d1 (mm)	s1 (mm)	L (m)	PN (bar)	PN at 20°C (bar)
	16	2.0	<b>762 101 367</b>	1	0.230	36	10	50	10	16
	20	2.0	<b>762 101 368</b>	1	0.180	40	10	50	10	16
	25	2.5	<b>762 101 317</b>	1	0.450	45	10	25	10	16



4502



### iFIT Multilayer pipe insulated 6mm PE-RT

- Description: in coils
- Material: PE-RT/AL/PE-RT (white)
- Insulation: W/mK 0.035

### iFIT Mehrschichtverbundrohr isoliert 6mm PE-RT

- Beschreibung: in Ringen
- Werkstoff: PE-RT/AL/PE-RT (weiss)
- Isolierung: W/mK 0.035

d (mm)	s (inch)	GF Code	d1 (mm)	s1 (mm)	L (m)	PN (bar)	PN at 20°C (bar)
16	2.0	<b>762 101 365</b>	28	6	50	10	16
20	2.0	<b>762 101 366</b>	32	6	50	10	16
25	2.5	<b>762 101 314</b>	37	6	25	10	16

## Accessories for Pipes Zubehör für Rohre

5744



### Pipe clip steel

- Material: steel, galvanized
- For iFIT, INSTAFLEX, JRG Sanipex, JRG Sanipex MT

### Rohrbride Stahl

- Werkstoff: Stahl, verzinkt
- Für iFIT, INSTAFLEX, JRG Sanipex, JRG Sanipex MT

d (mm)	JRG Code	GF Code	SP	Weight (kg)	d1 (mm)	b (mm)	l (mm)
12	<b>5744.112</b>	<b>355 619 901</b>	100	0.008	18	15	38
16	<b>5744.016</b>	<b>355 457 001</b>	100	0.020	25	20	57
20	<b>5744.020</b>	<b>355 561 201</b>	100	0.022	29	20	61
25	<b>5744.025</b>	<b>355 539 201</b>	100	0.025	34	20	67
32	<b>5744.032</b>	<b>355 539 301</b>	100	0.030	42	20	75

3915



### Dual Pipe clip steel

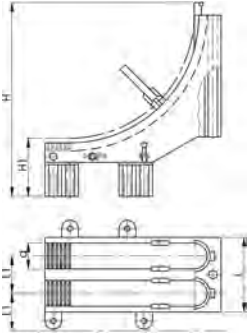
- Material: steel, galvanized
- For iFIT, INSTAFLEX, JRG Sanipex, JRG Sanipex MT

### Rohrbride doppelt Stahl

- Werkstoff: Stahl, verzinkt
- Für iFIT, INSTAFLEX, JRG Sanipex, JRG Sanipex MT

d (mm)	d1 (mm)	Code	SP	Weight (kg)
25	16	<b>760 853 628</b>	50	0.047

3892



### Pipe support plastic double


- Material: plastic
- For iFIT, INSTAFLEX, JRG Sanipex, JRG Sanipex MT

### JRG Rohrstütze Kunststoff Doppelt

- Werkstoff: Kunststoff
- Für iFIT, INSTAFLEX, JRG Sanipex, JRG Sanipex MT

d (mm)	Code	SP	Weight (kg)	L (mm)	L1 (mm)	H (mm)	H1 (mm)
16 - 20	<b>760 853 399</b>	12	0.269	90	45	235	70

5737



### Shuttering box single plastic

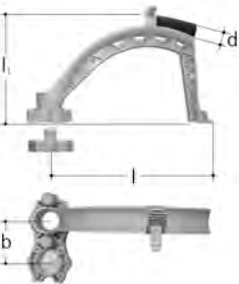
- Description: 1 outlet
- Material: plastic
- For iFIT, INSTAFLEX, JRG Sanipex, JRG Sanipex MT

### Schalungskasten einfach Kunststoff

- Beschreibung: 1 Abgang
- Werkstoff: Kunststoff
- Für iFIT, INSTAFLEX, JRG Sanipex, JRG Sanipex MT

d (mm)	JRG Code	GF Code	SP	Weight (kg)	l (mm)	l1 (mm)	l2 (mm)	b (mm)	h (mm)
12 x 16 x 20	<b>5737.030</b>	<b>355 562 210</b>	1	0.203	453	150	72	66	92

5735



### Shuttering guide plastic

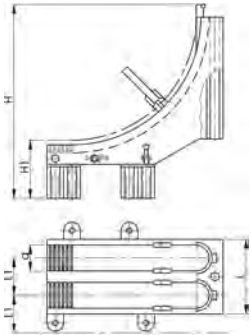
- Material: plastic
- Accessories: coupling 5735.001/.002/.003, suspension device 5738.000
- For iFIT, INSTAFLEX, JRG Sanipex, JRG Sanipex MT

### Schalungsdurchführung Kunststoff

- Werkstoff: Kunststoff
- Accessoires: Kupplung 5735.001/.002/.003, Verteileraufhängung 5738.000
- Für iFIT, INSTAFLEX, JRG Sanipex, JRG Sanipex MT

d-d-d (mm)	JRG Code	GF Code	SP	Weight (kg)	b (mm)	l (mm)	l1 (mm)
12 - 16 - 20	<b>5735.016</b>	<b>355 552 301</b>	10	0.087	55	210	145

3892



**Pipe support plastic double**

- Material: plastic  
For iFIT, INSTAFLEX, JRG Sanipex, JRG Sanipex MT

**JRG Rohrstütze Kunststoff Doppelt**

- Werkstoff: Kunststoff  
Für iFIT, INSTAFLEX, JRG Sanipex, JRG Sanipex MT

d (mm)	Code	SP	Weight (kg)	L (mm)	L1 (mm)	H (mm)	H1 (mm)
16 - 20	<b>760 853 399</b>	12	0.269	90	45	235	70



**iFIT Cap set for protective pipe polyethylene**

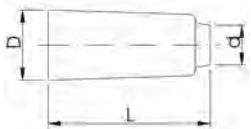
- Material: polyethylene  
10x red / 10x blue

**iFIT Tüllenset für Schutzrohr Polyethylen**

- Werkstoff: Polyethylen  
10 x rot / 10 x blau

d (mm)	s (inch)	GF Code	SP	Weight (kg)
16	2.0	<b>762 590 916</b>	1	0.070
20	2.0	<b>762 101 239</b>	1	0.060

3921



**Cap long plastic For protective pipe**

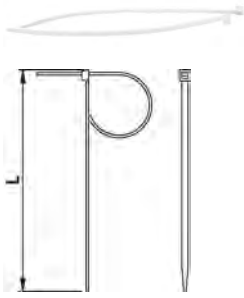
- For iFIT, INSTAFLEX, JRG Sanipex, JRG Sanipex MT
- Material: plastic

**Tülle lang Kunststoff Für Schutzrohr**

- Für iFIT, INSTAFLEX, JRG Sanipex, JRG Sanipex MT
- Werkstoff: Kunststoff

d (mm)	Colors	Code	SP	Weight (kg)	D (mm)	L (mm)
16	red	<b>762 101 234</b>	10	0.006	25	70
16	blue	<b>762 101 235</b>	10	0.005	25	70
20	red	<b>762 101 236</b>	10	0.006	30	70
20	blue	<b>762 101 237</b>	10	0.005	30	70

3930



### Pipe ties plastic

- Material: plastic
- For iFIT, INSTAFLEX, JRG Sanipex, JRG Sanipex MT

### Rohrbinder Kunststoff

- Werkstoff: Kunststoff
- Für iFIT, INSTAFLEX, JRG Sanipex, JRG Sanipex MT

d-d (mm)	Code	Weight (kg)	L (mm)
16 - 40	<b>760 853 283</b>	0.000	200
50 - 75	<b>760 853 284</b>	0.001	300
90 - 110	<b>760 854 984</b>	0.003	430



### iFIT wall inlet plug metal

- Material: metal
- Description: wall inlet plug for pipes

### iFIT Abpresstopfen Metall

- Werkstoff: Metall
- Beschreibung: Abpresstopfen für Rohre

d (mm)	Code	SP	Weight (kg)
16	<b>762 101 150</b>	1	0.253
20	<b>762 101 151</b>	1	0.257
25	<b>762 101 152</b>	1	0.223
32	<b>762 101 153</b>	1	0.380



### iFIT Pipe draw coupling metal

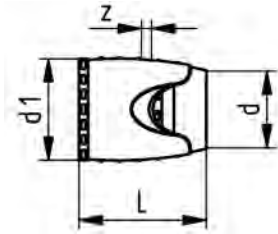
- Material: metal

### iFIT Rohrzugkupplung

- Werkstoff: Metall

d (mm)	Code	SP	Weight (kg)
16	<b>762 101 154</b>	1	0.044
20	<b>762 101 155</b>	1	0.090

# Adapters Adapter



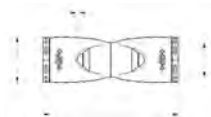
## iFIT Adaptor PPSU

- Material: PPSU, PA

## iFIT Adapter PPSU

- Werkstoff: PPSU, PA

d (mm)	d1 (mm)	Code	SP	Weight (kg)	L (mm)	z (mm)
16	30	<b>762 101 030</b>	10	0.024	48	5
20	34	<b>762 101 031</b>	10	0.028	49	5
25	45	<b>762 101 034</b>	5	0.070	62	8
32	52	<b>762 101 035</b>	5	0.085	63	8



## iFIT Double coupling PPSU

- Material: PPSU, PA, Polyethylen PR-RT/AL/PE-RT

## iFIT Doppelkupplung PPSU

- Werkstoff: PPSU, PA, Polyethylen PR-RT/AL/PE-RT

d (mm)	GF Code	SP	Weight (kg)	d1 (mm)	L (mm)	z (mm)
20	<b>762 101 359</b>	1	0.060	34	100	5
25	<b>762 101 360</b>	1	0.147	45	128	8

# Valves Armaturen




## iFIT Concealed shut-off valve gunmetal

- Temperature: max. 90°C
- Material: gunmetal
- \*as long as stock last

## iFIT UP Absperrventil Rotguss

- Temperatur: max. 90°C
- Werkstoff: Rotguss
- \*solange Vorrat

	d (mm)	Code	SP	Weight (kg)	d2 (mm)	d3 (mm)	d4 (mm)	h1 (mm)	h2 (mm)	h3 (mm)	h4 (mm)	l (mm)
*	16 - 20	<b>762 101 227</b>	1	0.300	39	34	71	18	28	43 - 270	24	88
*	25 - 32	<b>762 101 228</b>	1	0.500	39	34	71	27	28	43 - 270	24	112



## Ball valve type 547 pp-h With iFIT connection

### Model:

- For easy installation and removal
- Ball seat PTFE
- Integrated stainless steel mounting inserts
- Material: PP-H
- iFIT connection for d16/20

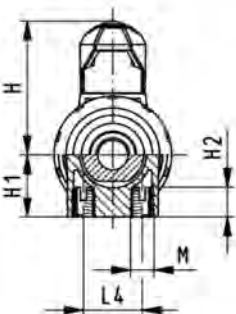
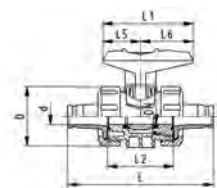
## Kugelhahn Typ 547 Mit iFIT Anschluss

### Ausführung:

- Leicht ein- und ausbaubar
- Kugeldichtung PTFE
- Integrierte Gewindebuchsen für die Befestigung der Armatur
- Material: PP-H
- iFIT connection for d16/20

d (mm)	DN (mm)	PN (bar)	EPDM Code	Weight (kg)
16 - 20	15	10	<b>167 547 812</b>	0.152

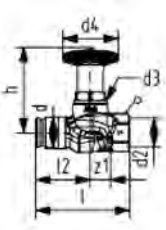
d (mm)	DN (mm)	PN (bar)	D (mm)	H (mm)	H1 (mm)	H2 (mm)	L (mm)	L1 (mm)	L2 (mm)	L4 (mm)	L5 (mm)	L6 (mm)	M (mm)
16 - 20	15	10	50	57	27	12	126	77	56	25	32	45	6





### iFIT Manifold shut-off valve gunmetal

- Temperature: max. 90°C
  - Material: gunmetal
  - Connection: female thread, iFIT
- \*as long as stock last



### iFIT Verteiler Absperrventil Rotguss

- Temperatur: max. 90°C
  - Werkstoff: Rotguss
  - Anschluss: Innengewinde, iFIT
- \*solange Vorrat

	<b>d</b>	<b>Code</b>	<b>SP</b>	<b>Weight</b>	<b>d2 Rp</b>	<b>d3 G</b>	<b>d4</b>	<b>l</b>	<b>l2</b>	<b>h</b>	<b>z1</b>
	(mm)			(kg)	(inch)	(inch)	(mm)	(mm)	(mm)	(mm)	(mm)
*	25 - 32	<b>762 101 229</b>	1	0.440	¾	¾	53	90	52	82	23

# Modules Module

## Modules Module



### iFIT Cap for adaptor ppsu

- Material: PPSU
- \*as long as stock last

### iFIT Kappe für Adapter

- Werkstoff: PPSU
- \*solange Vorrat

	d (mm)	s (mm)	Code	SP	Weight (kg)
*	25	2.5	<b>762 101 027</b>	5	0.009

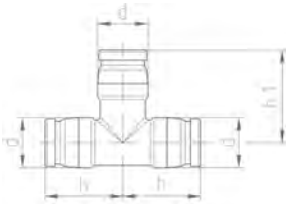


### iFIT T-piece module ppsu

- Material: PPSU

### T-Modul

- Werkstoff: PPSU



d (mm)	Code	SP	Weight (kg)	h (mm)	h1 (mm)	PN (bar)	PN at 20°C (bar)
16 - 20	<b>762 101 042</b>	10	0.017	31	37	10	16
25 - 32	<b>762 101 181</b>	5	0.053	45	54	10	16

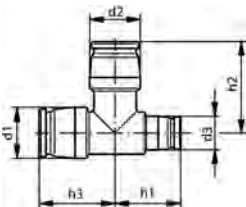


### iFIT T- piece module reduced ppsu

- Material: PPSU

### T-Modul reduziert

- Werkstoff: PPSU



d1 (mm)	d2 (mm)	d3 (mm)	Code	SP	Weight (kg)	h1 (mm)	h2 (mm)	h3 (mm)	PN (bar)
25 - 32	25 - 32	16 - 20	<b>762 101 183</b>	2	0.045	45	54	39	10
25 - 32	16 - 20	25 - 32	<b>762 101 185</b>	2	0.044	45	48	45	10
25 - 32	16 - 20	16 - 20	<b>762 101 187</b>	2	0.036	45	48	39	10



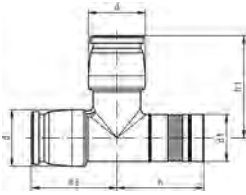


**iFIT T-piece module ppsu**  
With pipe outline

- Material: PPSU  
\*as long as stock last

**iFIT T-Modul PPSU**  
Mit Rohrkontur

- Werkstoff: PPSU  
\*solange Vorrat



	d (mm)	Code	SP	Weight (kg)	d1 (mm)	h (mm)	h1 (mm)	h2 (mm)	PN (bar)	PN at 20°C (bar)
*	25/32 - 25	<b>762 101 205</b>	2	0.044	25	46	54	45	10	16

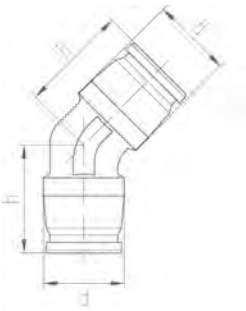


**iFIT Elbow module 45° ppsu**

- Material: PPSU

**iFIT Winkel-Modul 45°**

- Werkstoff: PPSU



	d (mm)	Code	SP	Weight (kg)	h (mm)	PN (bar)	PN at 20°C (bar)	SDR
	25 - 32	<b>762 101 180</b>	5	0.033	40	10	16	11

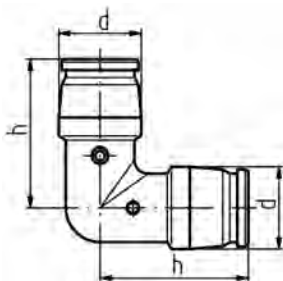


**iFIT Elbow module 90° ppsu**

- Material: PPSU

**iFIT Winkel-Modul 90°**

- Werkstoff: PPSU



	d (mm)	Code	SP	Weight (kg)	h (mm)	PN (bar)	PN at 20°C (bar)	SDR
	16 - 20	<b>762 101 046</b>	10	0.013	36	10	16	11
	25 - 32	<b>762 101 179</b>	5	0.042	54	10	16	11

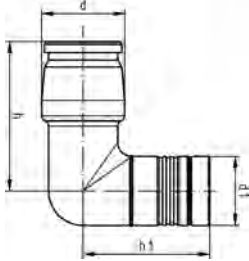


**iFIT Elbow module 90° ppsu**  
Pipe outline

- Material: PPSU  
\*as long as stock last

**iFIT Winkel-Modul 90°**  
Mit Rohrkontur

- Werkstoff: PPSU  
\*solange Vorrat



	d Size		Code	SP	Weight	d1	h1	h	PN	PN at 20°C	SDR
	(mm)	(inch)			(kg)	(mm)	(mm)	(mm)	(bar)	(bar)	
*	25 - 32	25	<b>762 101 203</b>	2	0.030	25	46	54	10	16	11

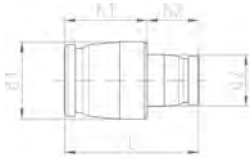


**iFIT Reducing module ppsu**

- Material: PPSU

**Reduktions-Modul**

- Werkstoff: PPSU



	d1	d2	Code	SP	Weight	L	h1	h2	PN	PN at 20°C
	(mm)	(mm)			(kg)	(mm)	(mm)	(mm)	(bar)	(bar)
	25 - 32	16 - 20	<b>762 101 177</b>	2	0.018	52	32	20	10	16

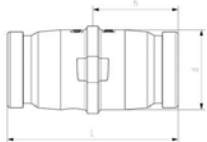


**iFIT Coupler/reducing module PPSU**

- Material: PPSU

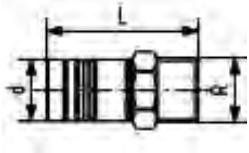
**Muffe-/Reduktions-Modul**

- Werkstoff: PPSU



	d	Code	SP	Weight	L	h	PN	PN at 20°C
	(mm)			(kg)	(mm)	(mm)	(bar)	(bar)
	16 - 20	<b>762 101 044</b>	10	0.008	43	22	10	16
	25 - 32	<b>762 101 175</b>	5	0.023	56	28	10	16

**Transition Modules**  
**Übergangs-Module**



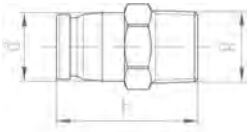
**iFIT Male thread adaptor stainless steel**  
Pipe outline 1/2"

- Material: stainless steel
- Connection: male thread

**iFIT Rohrkonturmodul Edelstahl**  
Mit Aussengewinde 1/2"

- Material: Edelstahl
- Anschluss: Aussengewinde

d (mm)	Thread Type	Size (inch)	PN (bar)	SDR	Code	SP	Weight (kg)	L (mm)
20	R	1/2	16	11	<b>762 101 238</b>	2	0.064	49



**iFIT Transition module brass**  
With male thread

- Material: brass, dezincification resistant
- Connection: male thread
- \*as long as stock last

**iFIT Übergangs-Modul**  
Mit Aussengewinde

- Werkstoff: Messing, entzinkungsbeständig
- Anschluss: Aussengewinde
- \*solange Vorrat

	d (mm)	Thread Type	Size (inch)	Code	SP	Weight (kg)	h (mm)
*	16 - 20	R	3/8	<b>762 101 346</b>	5	0.057	42
*	16 - 20	R	1/2	<b>762 101 265</b>	10		42
*	16 - 20	R	3/4	<b>762 101 266</b>	10	0.071	43
*	25 - 32	R	3/4	<b>762 101 277</b>	2	0.135	51
*	25 - 32	R	1	<b>762 101 278</b>	2	0.175	55



**iFIT Transition module brass**  
With female thread

- Material: brass, dezincification resistant
- Connection: female thread
- \*as long as stock last

**iFIT Übergangs-Modul**  
Mit Innengewinde

- Werkstoff: Messing, entzinkungsbeständig
- Anschluss: Innengewinde
- \*solange Vorrat

	d (mm)	Thread Type	Size (inch)	Code	SP	Weight (kg)	h (mm)	z (mm)
*	16 - 20	Rp	1/2	<b>762 101 267</b>	10	0.065	36	23
*	16 - 20	Rp	3/4	<b>762 101 268</b>	10	0.085	39	24
*	25 - 32	Rp	3/4	<b>762 101 279</b>	2	0.127	45	31
*	25 - 32	Rp	1	<b>762 101 280</b>	2	0.175	49	32

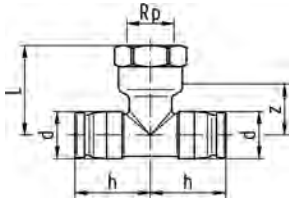


**iFIT Transition module brass**  
With female thread

- Material: brass, dezincification resistant
- Connection: female thread

**iFIT Übergangs-Modul**  
Mit Innengewinde

- Werkstoff: Messing, entzinkungsbeständig
- Anschluss: Innengewinde



d (mm)	Thread Type	Size (inch)	PN (bar)	Code	SP	Weight (kg)	L (mm)	h (mm)	z (mm)
16 - 20	Rp	½	16	<b>762 101 272</b>	5	0.129	38	32	25
25 - 32	Rp	¾	16	<b>762 101 289</b>	2	0.291	50	43	35

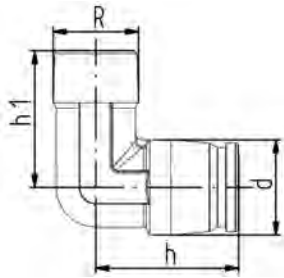


**iFIT Transition elbow module brass**  
With male thread

- Material: brass, dezincification resistant
- Connection: male thread

**iFIT Übergangs-Winkel-Modul**  
Mit Aussengewinde

- Werkstoff: Messing, entzinkungsbeständig
- Anschluss: Aussengewinde



d (mm)	Thread Type	Size (inch)	Code	SP	Weight (kg)	h (mm)	h1 (mm)
16 - 20	R	½	<b>762 101 270</b>	10	0.071	30	34
16 - 20	R	¾	<b>762 101 271</b>	10	0.076	30	35
25 - 32	R	¾	<b>762 101 285</b>	2	0.189	45	43
25 - 32	R	1	<b>762 101 286</b>	2	0.214	45	45

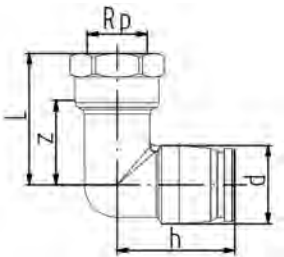


**iFIT Transition elbow module brass**  
With female thread

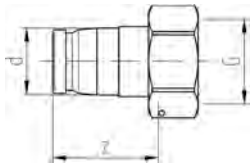
- Material: brass, dezincification resistant
- Connection: female thread

**iFIT Übergangs-Winkel-Modul**  
Mit Innengewinde

- Werkstoff: Messing, entzinkungsbeständig
- Anschluss: Innengewinde



d (mm)	Thread Type	Size (inch)	Code	SP	Weight (kg)	L (mm)	h (mm)	z (mm)
16 - 20	Rp	½	<b>762 101 287</b>	10	0.102	38	32	25
16 - 20	Rp	¾	<b>762 101 290</b>	10	0.120	40	36	22
25 - 32	Rp	¾	<b>762 101 288</b>	5	0.211	50	45	33



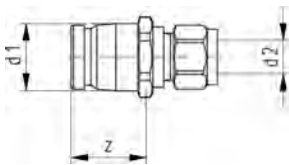
**iFIT Transition union module brass**  
**With flat sealed**

- Material: brass, dezincification resistant
- Supplied with: sealing

**iFIT Übergangs-Verschraubungs-Modul Messing**  
**Flachdichtend**

- Werkstoff: Messing, entzinkungsbeständig
- inkl. Dichtung

	<b>d</b>	<b>Thread Type</b>	<b>Size</b>	<b>Code</b>	<b>SP</b>	<b>Weight</b>	<b>z</b>
	(mm)		(inch)			(kg)	(mm)
16 - 20		G	½	<b>762 101 276</b>	2	0.070	41
16 - 20		G	¾	<b>762 101 273</b>	5	0.064	35
25 - 32		G	¾	<b>762 101 281</b>	2	0.155	48
25 - 32		G	1	<b>762 101 282</b>	1	0.179	55
25 - 32		G	1 ¼	<b>762 101 283</b>	1	0.251	48
25 - 32		G	1 ½	<b>762 101 284</b>	1	0.357	50



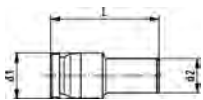
**iFIT Transition module brass**  
**With clamping end Copper**

- Material: brass

**iFIT Übergangsmodul Messing**  
**Klemmende Kupfer**

- Werkstoff: Messing

	<b>d1</b>	<b>d2</b>	<b>Code</b>	<b>SP</b>	<b>Weight</b>	<b>z</b>
	(mm)	(mm)			(kg)	(mm)
16 - 20	10	10	<b>762 101 322</b>	10	0.070	22
16 - 20	12	12	<b>762 101 292</b>	10	0.050	19
16 - 20	15	15	<b>762 101 293</b>	10	0.060	22



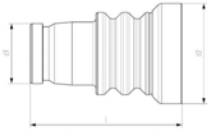
**iFIT Transition module gunmetal**  
**With press end**

- Temperature: max. 90°C
- Material: gunmetal
- \*as long as stock last

**iFIT Übergangs-Modul Rotguss**  
**Mit Pressende**

- Temperatur: max. 90°C
- Werkstoff: Rotguss
- \*solange Vorrat

	<b>d1</b>	<b>d2</b>	<b>Code</b>	<b>SP</b>	<b>Weight</b>	<b>L</b>
	(mm)	(mm)			(kg)	(mm)
*	16 - 20	12	<b>762 101 327</b>	5	0.038	50



### iFIT Transition module brass With Sanipex MT connector

- Material: brass, dezincification resistant

### iFIT Übergangs-Modul Auf Sanipex MT

- Werkstoff: Messing, entzinkungsbeständig

d1 (mm)	d2 (mm)	Code	SP	Weight (kg)	l (mm)
16 / 20	26	<b>762 101 323</b>	2	0.091	49
16 / 20	32	<b>762 101 324</b>	2	0.145	57
25 / 32	32	<b>762 101 325</b>	2	0.185	64



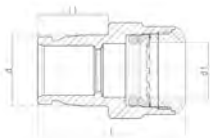
### iFIT Transition module brass With JRG Sanipex connector

- Material: brass, dezincification resistant

### iFIT Übergangsmodul Messing Mit JRG Sanipex Anschluss

- Werkstoff: Messing, entzinkungsbeständig

D (mm)	GF Code	SP	GP	Weight (kg)	d (mm)	d1 (mm)	l (mm)
16 - 12	<b>762 101 347</b>	5	50	0.061	12	16	58



### iFIT Transition module brass With sudoFIT connector

- Material: brass

Permissible tubes can be found in the installation instructions for the fitter's toolkit JRG code 8130.000

Approved for the following pipe types and systems:(For other approvals, please contact our technical customer service).

**Stainless steel pipes** / PN16 / Ø 15, 18, 22, 28, 35, 42, 54 / Mapress / Optipress, Sanpress / inox-PRES

**Copper pipes** / PN10 / Ø 12, 15, 18, 22, 28, 35, 42, 54 / WICU, KME / SANCO, Wieland-Werke / SANCO, KME

### iFIT Übergangsmodul Messing Mit sudoFIT Anschluss

- Werkstoff: Messing

Zulässige Rohre können der Montageanleitung zum Montageset JRG Code 8130.000 entnommen werden

Zugelassen für die folgenden Rohrleitungstypen und -Systeme:(Für weitere Zulassungen, bitte an unseren Technischen Kundendienst wenden)

**Chromstahlrohre** / PN16 / Ø 15, 18, 22, 28, 35, 42, 54 / Mapress / Optipress, Sanpress / inox-PRES

**Kupferrohre** / PN10 / Ø 12, 15, 18, 22, 28, 35, 42, 54 / WICU, KME / SANCO, Wieland-Werke / SANCO, KME

d (mm)	Code	SP	Weight (kg)	d1 (mm)	l (mm)	l1 (mm)
16 - 20	<b>762 101 243</b>	10	0.054	12	42	20
16 - 20	<b>762 101 244</b>	10	0.060	14	42	20
16 - 20	<b>762 101 245</b>	10	0.060	15	42	20
16 - 20	<b>762 101 246</b>	10	0.120	18	53	20
16 - 20	<b>762 101 247</b>	5	0.140	22	54	20
25 - 32	<b>762 101 248</b>	2	0.190	22	62	28



**iFIT Transition module brass  
With spigot ELGEF**

- Description: for cold water
- Material: brass, PE



**iFIT Übergangs-Modul Messing  
Mit Stutzen ELGEF**

- Description: for cold water
- Material: brass, PE

d (mm)	GF Code	SP	Weight (kg)	d1 (mm)	l (mm)
16/20 - 20	<b>762 101 350</b>	1	0.087	20	98



**iFIT Transition module PB  
With INSTAFLEX spigot**

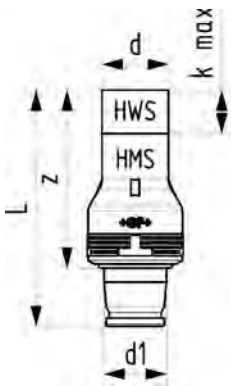
Socket fusion transition to iFIT  
Thread in DZR brass, UBA (Umwelt Bundesamt, Germany) conform  
EPDM sealing hot and cold water approved

- Material: brass dezincification resistant, PB

**iFIT Übergangs-Modul PB  
Mit INSTAFLEX Stutzen**

Muffenschweiss-Übergang auf iFIT System  
Gewinde mit UBA konformem Messing (Umwelt Bundesamt, Deutschland)  
EPDM-Dichtung zugelassen für Warm- und Kaltwasser

- Werkstoff: Messing entzinkungsbeständig, PB



d (mm)	d1 (mm)	PN (bar)	SDR	Code	SP	Weight (kg)	L (mm)	z (mm)	k max. (mm)
16	16 - 20	16	11	<b>762 101 253</b>	1	0.075	93	73	22
20	16 - 20	16	11	<b>762 101 254</b>	1	0.088	96	76	23
25	16 - 20	16	11	<b>762 101 255</b>	1	0.110	103	83	23
25	25 - 32	16	11	<b>762 101 256</b>	1	0.164	108	83	23
32	25 - 32	16	11	<b>762 101 257</b>	1	0.213	144	86	21

# WC Connection Modules

## WC Anschlussmodule

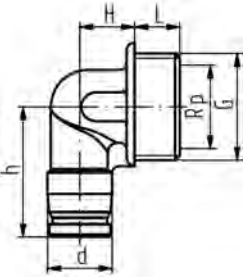


### iFIT WC connection module concealed brass

- Material: brass, dezincification resistant, plastic
- Connection: female thread

### iFIT UP-Spülkastenanschluss Modul Messing

- Werkstoff: Messing, entzinkungsbeständig, Kunststoff
- Anschluss: Innengewinde



d	Rp	Code	SP	Weight	G	L	H	h
(mm)	(inch)			(kg)	(inch)	(mm)	(mm)	(mm)
16 - 20	½	<b>762 101 262</b>	5	0.147	1	14	17	41



### iFIT Adapter with push fit nipple brass

- Description: Compatible to GEBERIT male thread MF 1/2"
- Material: decinzification resistant brass
- Consisting of: Incl. protection cap
- \* low lead

### iFIT Übergang mit Stecknippel Messing

- Beschreibung: Passend zu GEBERIT Aussengewinde MF 1/2"
- Werkstoff: Messing, entzinkungsbeständig
- Besteht aus: Inkl. Schutzkappe
- \* bleiarm

d	d2	Code	SP	Weight	L	⊘
(mm)	(inch)			(kg)	(mm)	(mm)
16 - 20	½	<b>762 101 264</b>	1	0.060	53	24



### iFIT Elbow with push fit nipple brass

- Description: Compatible to GEBERIT male thread MF 1/2"
- Material: decinzification resistant brass
- Consisting of: Incl. protection cap
- \* low lead

### iFIT Winkel mit Stecknippel Messing

- Beschreibung: Passend zu GEBERIT Aussengewinde MF 1/2"
- Werkstoff: Messing, entzinkungsbeständig
- Besteht aus: Inkl. Schutzkappe
- \* bleiarm

d	d2	Code	SP	Weight	L	h	⊘
(mm)	(inch)			(kg)	(mm)	(mm)	(mm)
16 - 20	½	<b>762 101 263</b>	5	0.085	45	34	24



# Accessories for Modules

## Zubehör für Module



### iFIT Plug module-side metal

With air-vent screw 1/2"

- Material: metal

### iFIT Abpresstopfen modulseitig Metall


Mit Entlüftungsschraube 1/2"

- Werkstoff: Metall

d (mm)	Code	SP	Weight (kg)
16 - 20	<b>762 101 207</b>	1	0.140
25 - 32	<b>762 101 208</b>	1	0.196

# Outlet Joints Armaturenanschlüsse

## Outlet Joints Armaturenanschlüsse



### iFIT Box 90° brass

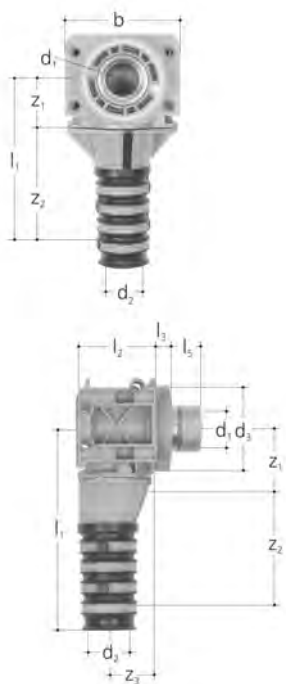
- Material: brass (low lead), plastic
- Connection: female thread
- Consisting of: box body, box foot, bend

### iFIT Dose 90°

- Werkstoff: Messing (bleiarm), Kunststoff
- Anschluss: Innengewinde
- Bestehend aus: Dosenkörper, Dosenfuss, Dosenbogen

d	GN	GF	SP	Weight
(mm)	(inch)	Code		(kg)
16 - 20	½	<b>762 101 303</b>	10	0.205
16 - 20	¾	<b>762 101 304</b>	10	0.200

d	b	d1 Rp	d2	d3	l1	l2	l3	z1	z2	z3
(mm)	(mm)	(inch)	(mm)	(mm)	(mm)	(mm)	(mm)	(mm)	(mm)	(mm)
16 - 20	64	½	29	47	118	41	10	44	50	17
16 - 20	64	¾	29	47	118	41	10	44	50	15



### iFIT Box 90° brass with extended threaded connection

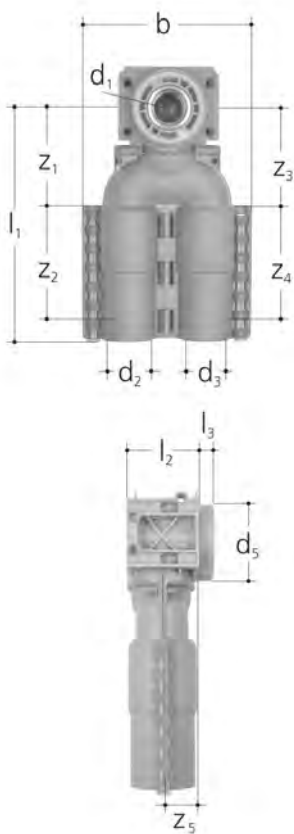
- Material: brass (low lead), plastic
- Connection: female thread
- Consisting of: box body, box foot, bend

### iFIT Dose 90° mit verlängertem Anschlussgewinde Messing

- Werkstoff: Messing (bleiarm), Kunststoff
- Anschluss: Innengewinde
- Bestehend aus: Dosenkörper, Dosenfuss, Dosenbogen

d-d	GN	Code	SP	Weight
(mm)	(inch)			(kg)
16 - 20	½	<b>762 101 345</b>	10	0.279

b	d1 Rp	d2	d3	l1	l2	l3	l5	z1	z2	z3
(mm)	(inch)	(mm)	(mm)	(mm)	(mm)	(mm)	(mm)	(mm)	(mm)	(mm)
64	½	25	47	109	41	1	20	37	50	21



### iFIT Box 2-way 90° brass

- Material: brass (low lead), plastic
- Connection: female thread
- Consisting of: box body, box foot, bend

### iFIT Dose 2-fach 90°

- Werkstoff: Messing (bleiarm), Kunststoff
- Anschluss: Innengewinde
- Bestehend aus: Dosenkörper, Dosenfuss, Dosenbogen

d	Rp	GF	SP	Weight
(mm)	(inch)	Code		(kg)
16 - 20	½	<b>762 101 305</b>	1	0.320

d	Rp	b	d1	Rp	d2	d3	d5	l1	l2	l3	z1	z2	z3	z4	z5
(mm)	(inch)	(mm)	(inch)	(mm)	(mm)	(mm)	(mm)	(mm)	(mm)	(mm)	(mm)	(mm)	(mm)	(mm)	(mm)
16 - 20	½	110	½	29	25	47	148	41	10	69	50	66	50	17	

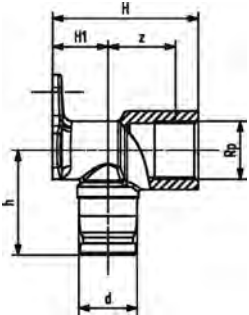


### iFIT Single pipe outlet module brass

- Material: brass, dezincification resistant
- Connection: female thread

### iFIT Armaturenanschluss-Modul einfach

- Werkstoff: Messing, entzinkungsbeständig
- Anschluss: Innengewinde



	d (mm)	Rp (inch)	Code	SP	Weight (kg)	H (mm)	H1 (mm)	h (mm)	z (mm)
	16 - 20	1/2	<b>762 101 364</b>	10	0.181	50	19	36	12
	16 - 20	1/2	<b>762 101 274</b>	5	0.181	64	19	36	32
	16 - 20	1/2	<b>762 101 321</b>	2	0.272	95	19	39	63
*	16 - 20	3/4	<b>762 101 260</b>	2	0.173	44	19	39	11





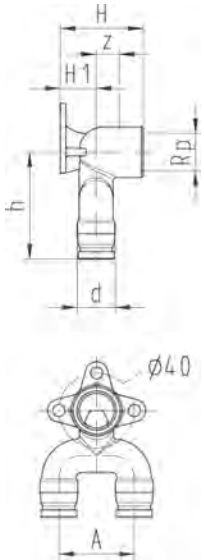
### iFIT Dual pipe outlet module brass

- Material: brass, dezincification resistant
- Connection: female thread

### iFIT Armaturenanschluss-Modul doppelt Messing

- Werkstoff: Messing, entzinkungsbeständig
- Anschluss: Innengewinde

d	Rp	Code	SP	Weight	A	H	H1	h	z
(mm)	(inch)			(kg)	(mm)	(mm)	(mm)	(mm)	(mm)
16 - 20	½	<b>762 101 261</b>	2	0.240	40	50	19	57	12
16 - 20	½	<b>762 101 275</b>	2	0.282	40	64	19	57	32



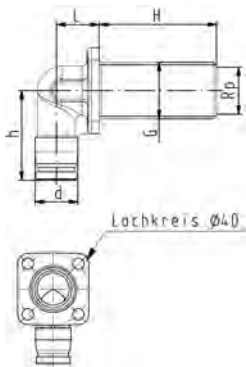
### iFIT Single pipe outlet module brass With single pipe outlet 1/2" - 3/4"


- Material: brass, dezincification resistant
- Connection: female thread, male thread

### iFIT Armaturenanschluss-Modul einfach Mit Armaturenanschluss einfach 1/2" - 3/4"

- Werkstoff: Messing, entzinkungsbeständig
- Anschluss: Innengewinde, Aussengewinde

d	Thread Type	Rp	Size	Code	SP	Weight	H	h	G	L
(mm)		(inch)	(inch)			(kg)	(mm)	(mm)	(inch)	(mm)
16 - 20	Rp	½	½	<b>762 101 269</b>	1	0.197	55	42	¾	20
16 - 20	Rp	½	½	<b>762 101 357</b>	1	0.225	45	42	¾	20





### iFIT Plate steel for GIS profile, with drain pipe clamp


- Material: brass, dezincification resistant, steel, galvanized, plastic, rubber
- Connection: iFIT, female thread, Geberit system (GIS)

### iFIT Armaturenplatte Stahl für GIS Profil, mit Ablaufhalter

- Werkstoff: Messing, entzinkungsbeständig, Stahl, verzinkt, Kunststoff, Gummi
- Anschluss: iFIT, Innengewinde, Geberit System (GIS)

d	Rp	Code	SP	Weight
(mm)	(inch)			(kg)
16 - 20	½	<b>762 101 241</b>	1	1.015

d	Rp	d2	d3	h	h1	h2	h3	h4	l	l1	l2
(mm)	(inch)	(mm)	(mm)	(mm)	(mm)	(mm)	(mm)	(mm)	(mm)	(mm)	(mm)
16 - 20	½	10	50 - 70	64	111	98	71	22	248	223	153



### iFIT Plate steel for GIS profile

- Material: brass, dezincification resistant, steel, galvanized, plastic, rubber
- Connection: iFIT, female thread, Geberit system (GIS)

### iFIT Armaturenplatte Stahl für GIS Profil

- Werkstoff: Messing, entzinkungsbeständig, Stahl, verzinkt, Kunststoff, Gummi
- Anschluss: iFIT, Innengewinde, Geberit System (GIS)

d	Rp	Code	SP	Weight	d2	h	h1	h2	h3	h4	l	l1	l2
(mm)	(inch)			(kg)	(mm)	(mm)	(mm)	(mm)	(mm)	(mm)	(mm)	(mm)	(mm)
16 - 20	½	<b>762 101 240</b>	1	0.925	10	64	111	98	71	22	248	223	153

## Accessories for Outlet Joints Accessoires zu Armaturenanschlüssen



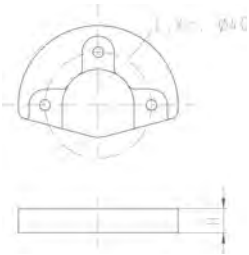
### Sound proofing for pipe outlet rubber

- Material: rubber
- \*for iFIT, INSTAFLEX, JRG Sanipex, JRG Sanipex MT
- \*\*for iFIT
- Single or double

### Schallschutz für Armaturenanschlüsse Gummi

- Werkstoff: Gummi
- \*für iFIT, INSTAFLEX, JRG Sanipex, JRG Sanipex MT
- \*\*für iFIT
- Einfach oder doppelt

		Code	SP	Weight
				(kg)
*	Set single	<b>762 101 036</b>	5	0.077
**	Set double	<b>762 101 037</b>	2	0.123



### Sound proofing for pipe outlet rubber

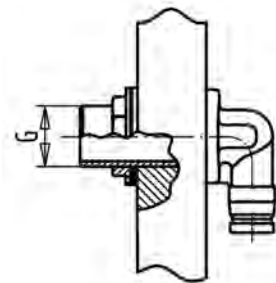
- Material: rubber

### Schallschutz für Armaturenanschlüsse

- Werkstoff: Gummi

H (mm)	Code	SP	Weight (kg)
11	<b>762 101 033</b>	10	0.011

3067



### Fastening set

Appropriate to outlet joint with male thread  
Consists of: Union nut, washer, seal

### Befestigungssatz

passend auf Armaturenanschlüsse mit Aussengewinde  
Bestehend aus: Überwurfmutter, Gleitscheibe, Dichtung

G (inch)	Code	Weight (kg)
3/4	<b>760 854 699</b>	0.031

5409



### Pressure- and protection plug brass

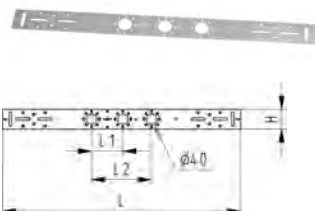
- Material: brass, plastic  
For iFIT, INSTAFLEX, JRG Sanipex, JRG Sanipex MT

### Abpress- und Schutzstopfen Messing

- Werkstoff: Messing, Kunststoff  
Für iFIT, INSTAFLEX, JRG Sanipex, JRG Sanipex MT

GN (inch)	JRG Code	GF Code	SP	Weight (kg)	d (mm)	l (mm)
1/2	<b>5409.030</b>	<b>355 564 112</b>	10	0.051	33	70

3101



### INSTAFLEX Distance plate flat

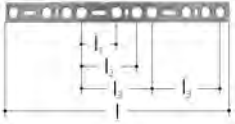
With hole circle 40 and thread M6  
From the INSTAFLEX range

### INSTAFLEX Distanzhalter flach

Mit Lochkreis 40 und Gewinde M6  
Aus dem INSTAFLEX Sortiment

L (mm)		Code	SP	Weight (kg)	L1 (mm)	L2 (mm)	H (mm)
452	single	<b>760 869 920</b>	5	0.464			50
552	double	<b>760 869 919</b>	5	0.564	100		50

5741



### Bar gauge steel

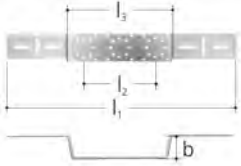
- Material: steel, galvanized
- For iFIT, INSTAFLEX, JRG Sanipex, JRG Sanipex MT

### Montagelehre Stahl

- Werkstoff: Stahl, verzinkt
- Für iFIT, INSTAFLEX, JRG Sanipex, JRG Sanipex MT

l (mm)	JRG Code	GF Code	SP	Weight (kg)	l1 (mm)	l2 (mm)	l3 (mm)
3000	<b>5741.090</b>	<b>351 494 301</b>	1	4.000	76	120	153

5741



### Angled shapet bracket steel Single/double

- Material: steel, galvanized
- Consisting of: bracket, fixing screws
- For iFIT, INSTAFLEX, JRG Sanipex, JRG Sanipex MT

### Montageschiene abgewinkelt Stahl Einfach/zweifach

- Werkstoff: Stahl, verzinkt
- Bestehend aus: Halterung, Befestigungsschrauben
- Für iFIT, INSTAFLEX, JRG Sanipex, JRG Sanipex MT

b (mm)	JRG Code	GF Code	SP	Weight (kg)	h (mm)	l1 (mm)	l2 (mm)	l3 (mm)
60	<b>5741.020</b>	<b>351 451 920</b>	1	0.525	58	553	153	244

3152

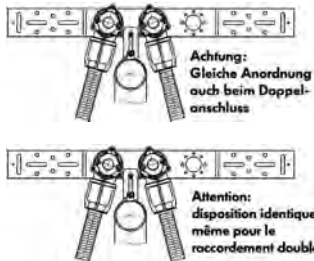


### Bracket for waste pipe

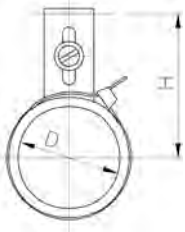
From the INSTAFLEX range

### Ablaufhalter

Aus dem INSTAFLEX Sortiment



D (mm)	Code	SP	Weight (kg)	H (mm)
56	<b>760 854 677</b>	1	0.032	65 - 80





# Manifolds Verteiler

## Manifolds Verteiler

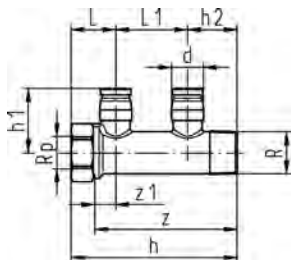


### iFIT Manifold module brass With center-to-center distance of 55 mm

- Material: brass, dezincification resistant
- Connection: female thread, male thread

### iFIT Verteiler-Modul Mit Achsenabstand 55 mm

- Werkstoff: Messing, entzinkungsbeständig
- Anschluss: Innengewinde, Aussengewinde



d (mm)	Thread Type	Thread Type 2	Size (inch)	Size 2 (inch)	outlet	Code	SP	Weight (kg)
16 - 20	Rp	R	3/4	3/4	2-fold	<b>762 101 294</b>	2	0.315
16 - 20	Rp	R	3/4	3/4	3-fold	<b>762 101 295</b>	2	0.444
16 - 20	Rp	R	3/4	3/4	4-fold	<b>762 101 296</b>	2	0.573

d (mm)	h (mm)	h1 (mm)	h2 (mm)	L (mm)	L1 (mm)	z (mm)	z1 (mm)
16 - 20	123	40	35	33	55	109	19
16 - 20	178	40	35	33	55	164	19
16 - 20	233	40	35	33	55	219	19

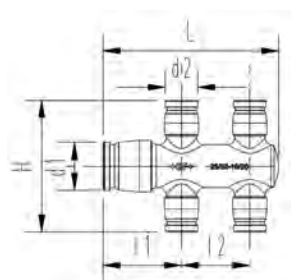


### iFIT Manifold module PPSU

- Material: PPSU

### Verteiler-Modul

- Werkstoff: PPSU



d (mm)	Size (inch)	d1 (mm)	d2 (mm)	outlet	Code	SP	Weight (kg)
25 - 32	16 - 20	25 - 32	16 - 20	3-fold	<b>762 101 213</b>	2	0.052
25 - 32	16 - 20	25 - 32	16 - 20	4-fold	<b>762 101 212</b>	2	0.056

L (mm)	l1 (mm)	l2 (mm)	H (mm)	PN (bar)	PN at 20°C (bar)
103	46	40	77	10	16
103	46	40	77	10	16

# Accessories for Manifolds

## Zubehör für Verteiler

3268

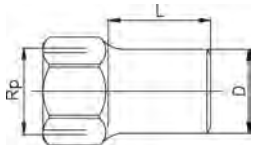


### Cap long Brass

- Material: brass
  - Connection: female thread
- For iFIT, INSTAFLEX, JRG Sanipex, JRG Sanipex MT

### Kappe lang Messing

- Werkstoff: Messing
  - Anschluss: Innengewinde
- Für iFIT, INSTAFLEX, JRG Sanipex, JRG Sanipex MT



Rp (inch)	Code	SP	Weight (kg)	D (mm)	L (mm)
¾	<b>760 857 142</b>	5	0.162	27	34
1	<b>760 857 143</b>	5	0.216	32	34

3267

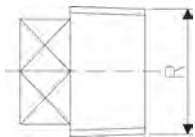


### Plug Brass

- Material: brass
  - Connection: male thread
- For iFIT, INSTAFLEX, JRG Sanipex, JRG Sanipex MT  
\*as long as stock last

### Stopfen Messing

- Werkstoff: Messing
  - Anschluss: Aussengewinde
- Für iFIT, INSTAFLEX, JRG Sanipex, JRG Sanipex MT  
\*solange Vorrat



R (inch)	Code	SP	Weight (kg)
* ¾	<b>760 857 076</b>	5	0.058

3264

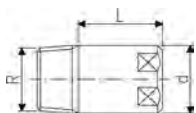


### Plug long Brass

- Material: brass
  - Connection: male thread
- For iFIT, INSTAFLEX, JRG Sanipex, JRG Sanipex MT

### Stopfen lang Messing

- Werkstoff: Messing
  - Anschluss: Aussengewinde
- Für iFIT, INSTAFLEX, JRG Sanipex, JRG Sanipex MT



R (inch)	Code	SP	Weight (kg)	D (mm)	L (mm)
1	<b>760 857 145</b>	5	0.211	33	54

5765



**Cabinet with faceplat plastic  
For distributor, without access panel**

- Material: plastic  
For iFIT, INSTAFLEX, JRG Sanipex, JRG Sanipex MT

**Einbaukasten mit Frontblende Kunststoff  
Für Verteiler, ohne Revisionsrahmen**

- Werkstoff: Kunststoff  
Für iFIT, INSTAFLEX, JRG Sanipex, JRG Sanipex MT

<b>b</b> (mm)	<b>h</b> (mm)	<b>l</b> (mm)	<b>JRG</b> <b>Code</b>	<b>GF</b> <b>Code</b>	<b>SP</b>	<b>Weight</b> (kg)	<b>h1</b> (mm)	<b>h2</b> (mm)
111	654	496	<b>5765.005</b>	<b>355 586 501</b>	1	5.950	443	0 - 145
111	654	649	<b>5765.006</b>	<b>355 586 502</b>	1	7.400	443	0 - 145
111	654	802	<b>5765.007</b>	<b>355 586 503</b>	1	9.000	443	0 - 145

# Heating Assortment Heizungssortiment



## iFIT Connecting elbow module brass Single

- Material: brass, copper, galvanised



## iFIT Heizkörperanschlusswinkel-Modul Einfach

- Werkstoff: Messing, Kupfer, verzinkt

d	d2	Size	Code	SP	Weight	h	h1
(mm)	(mm)	(inch)			(kg)	(mm)	(mm)
16 - 20	15	15	<b>762 101 064</b>	5	0.174	330	84



## iFIT Connecting elbow module brass Double

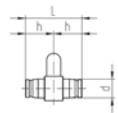
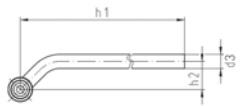
- Material: brass, copper, galvanised



## iFIT Heizkörperanschlusswinkel-Modul Doppelt

- Werkstoff: Messing, Kupfer, verzinkt

d1	d2	d3	Code	SP	Weight	h	h1	h2	L
(mm)	(mm)	(mm)			(kg)	(mm)	(mm)	(mm)	(mm)
16 - 20	16 - 20	15	<b>762 101 065</b>	5	0.237	30	330	30	60



## iFIT Cross Tee module brass

- Material: brass
- Description: isolation box included

## iFIT Kreuzungs -T- Modul

- Werkstoff: Messing
- Beschreibung: inkl. Dämmbox

d	Code	SP	Weight	L	L1	H	H1	H2
(mm)			(kg)	(mm)	(mm)	(mm)	(mm)	(mm)
16 - 20	<b>762 101 068</b>	1	0.877	50	50	63	66	46

# Tools Werkzeuge



## iFIT Tool set for ML- and PB pipes plastic

d16 / d20 with pipe scissor, d25 / d32 with pipe cutter

## iFIT Werkzeug-Set Kunststoff Für ML- und PB-Rohre

d16 / d20 mit Rohrschere, d25 / d32 mit Rohrschneider

d (mm)	Code	SP	Weight (kg)
16 / 20	<b>762 101 122</b>	1	1.163
25 / 32	<b>762 101 133</b>	1	1.371



## iFIT toolbox empty

- Description: Toolbox empty for iFIT tool

## iFIT Werkzeugkoffer leer

- Beschreibung: Werkzeugkoffer leer für iFIT Werkzeug tool

d (mm)	Code	SP	Weight (kg)
16-20	<b>762 101 377</b>	1	0.450
25-32	<b>762 101 378</b>	1	0.447



## iFIT Chamfering tool for ML- and PB pipes

- Material: steel, plastic

## iFIT Anfaswerkzeug für ML- und PB-Rohre

- Werkstoff: Stahl, Kunststoff

d (mm)	Code	SP	Weight (kg)
16	<b>762 101 116</b>	1	0.188
20	<b>762 101 120</b>	1	0.205
25	<b>762 101 125</b>	1	0.252
32	<b>762 101 132</b>	1	0.323

4837



### JRG Saniplex MT Multi purpose cutter steel d12 - d26

- Material: steel, plastic

### JRG Saniplex MT Kombi-Schere Stahl d12 - d26

- Werkstoff: Stahl, Kunststoff

d (mm)	JRG Code	GF Code	SP	Weight (kg)	b (mm)	l (mm)
12-26	<b>4837.025</b>	<b>355 632 420</b>	1	0.310	196	73
Spare blades	<b>4837.005</b>	<b>355 632 421</b>	1	0.012		



### iFIT plastic pipe cutter For ML- and PB pipes d16-d32

### iFIT Kunststoff Rohrabsteiner Für ML- und PB-Rohre d16-d32

d (mm)	Code	SP	Weight (kg)
16 - 32	<b>762 101 117</b>	1	0.386
Spare blades	<b>762 101 118</b>	1	0.005



### iFIT Outside pipe bending tool metal For ML pipes

- Material: metal

### iFIT Rohr-Aussenbiegefeder Metall Für ML-Rohre

- Werkstoff: Metall

d (mm)	Code	SP	Weight (kg)	L (mm)
16	<b>762 101 112</b>	1	0.442	500
20	<b>762 101 113</b>	1	0.541	500
25	<b>762 101 114</b>	1	0.636	500
32	<b>762 101 115</b>	1	0.798	500



### iFIT Chamfering tool case

\*on request\*

### iFIT Werkzeugkoffer Anfaswerkzeuge

\*auf Anfrage\*

d (mm)	Code	SP	Weight (kg)
16 - 32	<b>762 101 358</b>	1	4.000



**iFIT Chamfering tool to battery tools metal**

**iFIT Anfaswerkzeug für Akkuschauber Metall**

d (mm)	Code	SP	Weight (kg)
16	<b>762 101 351</b>	1	0.188
20	<b>762 101 352</b>	1	0.205
25	<b>762 101 353</b>	1	0.252
32	<b>762 101 354</b>	1	0.323



**iFIT Tool case empty plastic  
For chamfering tool**

**iFIT Werkzeugkoffer leer Kunststoff  
Für Anfaswerkzeuge**

d (mm)	Code	SP	Weight (kg)
16 - 32	<b>762 101 363</b>	1	2.000



**iFIT Grab rail set metal**

**iFIT Handaufsatz Metall**

d (mm)	Code	SP	Weight (kg)
16 - 32	<b>762 101 361</b>	1	0.050



**iFIT Quick-change insert metal**

**iFIT Schnellwechseleinsatz Metall**

d (mm)	Code	SP	Weight (kg)
16 - 32	<b>762 101 362</b>	1	0.039

**Accessories piping systems**  
**Zubehör Rohrleitungssysteme**



# Table of contents

# Accessories Accessories



## Sound proofing for pipe outlet rubber

- Material: rubber
- \*for iFIT, INSTAFLEX, JRG Sanipex, JRG Sanipex MT
- \*\*for iFIT
- Single or double

## Schallschutz für Armaturenanschlüsse Gummi

- Werkstoff: Gummi
- \*für iFIT, INSTAFLEX, JRG Sanipex, JRG Sanipex MT
- \*\*für iFIT
- Einfach oder doppelt

		Code	SP	Weight (kg)
*	Set single	<b>762 101 036</b>	5	0.077
**	Set double	<b>762 101 037</b>	2	0.123

3264

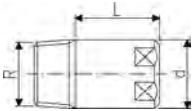


## Plug long Brass

- Material: brass
- Connection: male thread
- For iFIT, INSTAFLEX, JRG Sanipex, JRG Sanipex MT

## Stopfen lang Messing

- Werkstoff: Messing
- Anschluss: Aussengewinde
- Für iFIT, INSTAFLEX, JRG Sanipex, JRG Sanipex MT



R (inch)	Code	SP	Weight (kg)	D (mm)	L (mm)
1	<b>760 857 145</b>	5	0.211	33	54

3267

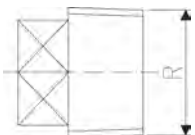


## Plug Brass

- Material: brass
- Connection: male thread
- For iFIT, INSTAFLEX, JRG Sanipex, JRG Sanipex MT
- \*as long as stock last

## Stopfen Messing

- Werkstoff: Messing
- Anschluss: Aussengewinde
- Für iFIT, INSTAFLEX, JRG Sanipex, JRG Sanipex MT
- \*solange Vorrat



R (inch)	Code	SP	Weight (kg)
*	$\frac{3}{4}$ <b>760 857 076</b>	5	0.058

3268

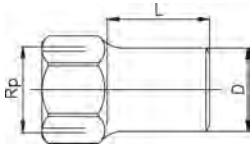


### Cap long Brass

- Material: brass
  - Connection: female thread
- For iFIT, INSTAFLEX, JRG Sanipex, JRG Sanipex MT

### Kappe lang Messing

- Werkstoff: Messing
  - Anschluss: Innengewinde
- Für iFIT, INSTAFLEX, JRG Sanipex, JRG Sanipex MT



Rp (inch)	Code	SP	Weight (kg)	D (mm)	L (mm)
3/4	<b>760 857 142</b>	5	0.162	27	34
1	<b>760 857 143</b>	5	0.216	32	34

3211

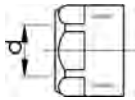


### Cap Brass

Only INSTAFLEX  
Including seal

### Kappe Messing

Nur für INSTAFLEX  
Inklusive Dichtung



d (mm)	Code	SP	Weight (kg)
16	<b>760 853 110</b>	5	0.051
20	<b>760 853 150</b>	5	0.094

3921

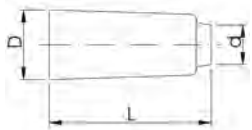


### Cap long plastic For protective pipe

- For iFIT, INSTAFLEX, JRG Sanipex, JRG Sanipex MT
- Material: plastic

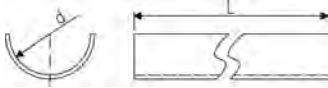
### Tülle lang Kunststoff Für Schutzrohr

- Für iFIT, INSTAFLEX, JRG Sanipex, JRG Sanipex MT
- Werkstoff: Kunststoff



d (mm)	Colors	Code	SP	Weight (kg)	D (mm)	L (mm)
16	red	<b>762 101 234</b>	10	0.006	25	70
16	blue	<b>762 101 235</b>	10	0.005	25	70
20	red	<b>762 101 236</b>	10	0.006	30	70
20	blue	<b>762 101 237</b>	10	0.005	30	70

3929



### Pipe support tray galvanised

- Addition: clip  
Only for INSTAFLEX and JRG Sanipex MT  
For diameter over d90 no pipe support is required

### INSTAFLEX Tragschale verzinkt

- Zusatz: Clip  
Nur für INSTAFLEX und JRG Sanipex MT  
Für Durchmesser über d90 werden keine Tragschalen benötigt

d (mm)	Code	SP	Weight (kg)	L (mm)
16	<b>760 856 602</b>	10	0.550	3000
20	<b>760 856 603</b>	10	0.680	3000
25	<b>760 856 604</b>	10	0.844	3000
32	<b>760 856 605</b>	10	1.073	3000
40	<b>760 854 928</b>	10	1.335	3000
50	<b>760 854 929</b>	10	1.662	3000
63	<b>760 854 930</b>	10	0.570	3000
75	<b>760 854 985</b>	10	2.480	3000

3930



### Pipe ties plastic

- Material: plastic  
For iFIT, INSTAFLEX, JRG Sanipex, JRG Sanipex MT

### Rohrbinder Kunststoff

- Werkstoff: Kunststoff  
Für iFIT, INSTAFLEX, JRG Sanipex, JRG Sanipex MT

d-d (mm)	Code	Weight (kg)	L (mm)
16 - 40	<b>760 853 283</b>	0.000	200
50 - 75	<b>760 853 284</b>	0.001	300
90 - 110	<b>760 854 984</b>	0.003	430

3915



### Dual Pipe clip steel

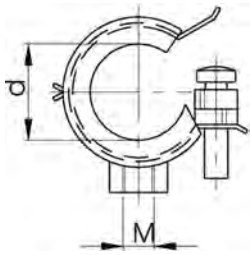
- Material: steel, galvanized  
For iFIT, INSTAFLEX, JRG Sanipex, JRG Sanipex MT

### Rohrbride doppelt Stahl

- Werkstoff: Stahl, verzinkt  
Für iFIT, INSTAFLEX, JRG Sanipex, JRG Sanipex MT

d (mm)	d1 (mm)	Code	SP	Weight (kg)
25	16	<b>760 853 628</b>	50	0.047

5091



**Pipe clamp  
With rubber**

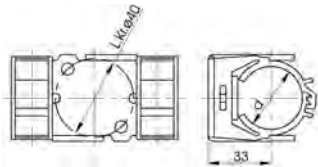
For iFIT, INSTAFLEX, JRG Sanipex, JRG Sanipex MT

**Rohrschelle  
Mit Gummieinlage**

Für iFIT, INSTAFLEX, JRG Sanipex, JRG Sanipex MT

d (mm)	Code	SP	Weight (kg)	M (mm)
16	<b>761 066 296</b>	50	0.039	8
20	<b>761 066 297</b>	50	0.045	8
25	<b>761 066 298</b>	50	0.053	8
32	<b>761 066 299</b>	50	0.046	8
40	<b>761 066 300</b>	50	0.071	8
50	<b>761 066 301</b>	50	0.087	8
63	<b>761 066 302</b>	10	0.134	8
75	<b>761 066 303</b>	50	0.135	8
90	<b>761 066 304</b>	10	0.156	10
110	<b>761 066 305</b>	25	0.228	10

5096



**Valve bracket  
For valve PB without drain**

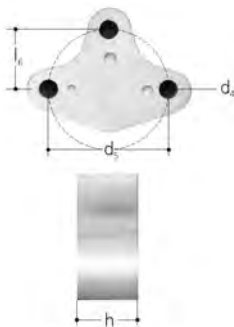
Only INSTAFLEX  
For GIS or wall mounting

**Ventilhalter  
Für PB-Ventile ohne Entleerung**

Nur für INSTAFLEX  
Für GIS- oder Schachtmontage

d-d (mm)	Code	SP	Weight (kg)
20 - 25	<b>761 066 325</b>	1	0.150

4610



**Distance piece plastic**

- Description: for fitting connector
- Material: plastic

For iFIT, INSTAFLEX, JRG Sanipex, JRG Sanipex MT

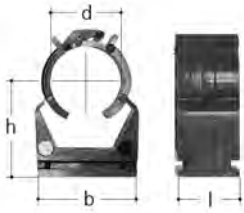
**Distanzstück Kunststoff**

- Beschreibung: für Armaturenanschluss
- Werkstoff: Kunststoff

Für iFIT, INSTAFLEX, JRG Sanipex, JRG Sanipex MT

h (mm)	JRG Code	GF Code	SP	Weight (kg)	d4 (mm)	d5 (mm)	l6 (mm)
20	<b>4610.090</b>	<b>351 515 002</b>	5	0.030	6.4	40	20

4755



### Pipe clip plastic

- Description: one piece clip with quick release fastener (black)
  - Material: plastic
- Für iFIT, INSTAFLEX, JRG Sanipex, JRG Sanipex MT

### Rohrschelle Kunststoff

- Beschreibung: einteiliger Clip mit Schnellverschluss (schwarz)
  - Werkstoff: Kunststoff
- Für iFIT, INSTAFLEX, JRG Sanipex, JRG Sanipex MT

d (mm)	JRG Code	GF Code	SP	Weight (kg)	b (mm)	h (mm)	l (mm)
16	<b>4755.016</b>	<b>355 637 901</b>	50	0.004	15	20	23
20	<b>4755.020</b>	<b>355 637 902</b>	50	0.006	15	23	26

4838



### Marking pen wood

- Material: wood
  - Colour: yellow
- Für iFIT, INSTAFLEX, JRG Sanipex, JRG Sanipex MT

### Markierstift Holz

- Material: Holz
  - Farbe: gelb
- Für iFIT, INSTAFLEX, JRG Sanipex, JRG Sanipex MT

JRG Code	GF Code	SP	Weight (kg)
<b>4838.000</b>	<b>351 600 027</b>	5	0.008

5790



### Pipe fixation wrench aluminium d12 - d20

- Material: aluminium
- Für iFIT, INSTAFLEX, JRG Sanipex, JRG Sanipex MT

### Rohrhaltezange Aluminium d12 - d20

- Werkstoff: Aluminium
- Für iFIT, INSTAFLEX, JRG Sanipex, JRG Sanipex MT

d-d-d (mm)	JRG Code	GF Code	SP	Weight (kg)	b (mm)	l (mm)
12 - 16 - 20	<b>5790.005</b>	<b>355 555 301</b>	1	0.330	40	245

5790



### Gauge pin steel

- Material: steel  
For iFIT, INSTAFLEX, JRG Sanipex, JRG Sanipex MT

### Montagestift Stahl

- Werkstoff: Stahl  
Für iFIT, INSTAFLEX, JRG Sanipex, JRG Sanipex MT

d (mm)	JRG Code	GF Code	SP	Weight (kg)	l (mm)
12	<b>5790.006</b>	<b>355 544 201</b>	1	0.150	150

5790



### Box assembling key plastic

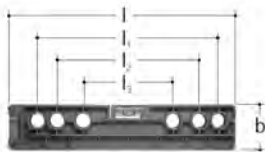
- Material: plastic  
For iFIT, INSTAFLEX, JRG Sanipex, JRG Sanipex MT

### Dosen Montageschlüssel Kunststoff

- Werkstoff: Kunststoff  
Für iFIT, INSTAFLEX, JRG Sanipex, JRG Sanipex MT

d (mm)	JRG Code	GF Code	SP	Weight (kg)	l (mm)
36	<b>5790.008</b>	<b>351 425 201</b>	1	0.030	100

5790



### Spirit level plastic

- Material: plastic  
For iFIT, INSTAFLEX, JRG Sanipex, JRG Sanipex MT  
\*as long as stock last

### Wasserwaage Kunststoff

- Werkstoff: Kunststoff  
Für iFIT, INSTAFLEX, JRG Sanipex, JRG Sanipex MT  
\*solange Vorrat

b (mm)	l (mm)	JRG Code	GF Code	SP	Weight (kg)	l1 (mm)	l2 (mm)	l3 (mm)	
*	40	190	<b>5790.010</b>	<b>355 560 101</b>	1	0.055	153	120	76

0964



### Self-tapping countersunk screw steel

- Material: steel  
For iFIT, INSTAFLEX, JRG Sanipex, JRG Sanipex MT

### PT-Senkschraube Stahl

- Werkstoff: Stahl  
Für iFIT, INSTAFLEX, JRG Sanipex, JRG Sanipex MT

Dim.	JRG Code	GF	SP	Weight (kg)
5x16	<b>350 964 802</b>	1	0.003	

0964



### Self-tapping countersunk screw steel

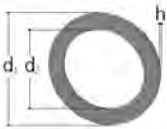
- Material: steel
  - Description: to 5709, 5741
- Für iFIT, INSTAFLEX, JRG Sanipex, JRG Sanipex MT

#### PT-Senkschraube Stahl

- Werkstoff: Stahl
  - Beschreibung: zu 5709, 5741
- Für iFIT, INSTAFLEX, JRG Sanipex, JRG Sanipex MT

Dim.	GF Code	SP	Weight (kg)
5x18	<b>350 964 901</b>	1	0.002

0947



### Gasket AFM34

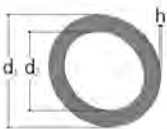
- Material: AFM34
- Für iFIT, INSTAFLEX, JRG Sanipex, JRG Sanipex MT

#### Dichtung AFM34

- Material: AFM34
- Für iFIT, INSTAFLEX, JRG Sanipex, JRG Sanipex MT

d1 (mm)	d2 (mm)	GF Code	SP	Weight (kg)	h (mm)
30.3	21	<b>350 947 919</b>	1	0.001	1.5

0929



### Gasket AFM34

- Material: AFM34
  - Description: to 4700, 5550
- Für iFIT, INSTAFLEX, JRG Sanipex, JRG Sanipex MT

#### Dichtung AFM34

- Material: AFM34
  - Beschreibung: zu 4700, 5550
- Für iFIT, INSTAFLEX, JRG Sanipex, JRG Sanipex MT

d1 (mm)	d2 (mm)	GF Code	SP	Weight (kg)	h (mm)
19	13	<b>350 929 420</b>	1	0.001	1.5
25	18	<b>350 928 726</b>	1	0.001	1.5
31	22	<b>350 929 413</b>	1	0.001	1.5
40	30	<b>350 929 414</b>	1	0.002	1.5
46	35	<b>350 929 415</b>	1	0.002	1.5
58	42	<b>350 929 436</b>	1	0.004	1.5



5777



### Alignment gauge aluminium

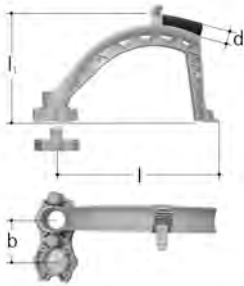
- Material: aluminium
- For iFIT, INSTAFLEX, JRG Sanipex, JRG Sanipex MT

### Richthülse Aluminium

- Werkstoff: Aluminium
- Für iFIT, INSTAFLEX, JRG Sanipex, JRG Sanipex MT

GN (inch)	JRG Code	GF Code	SP	Weight (kg)	d1 (mm)	l (mm)
½	<b>5777.070</b>	<b>351 425 211</b>	1	0.251	30	200

5735



### Shuttering guide plastic

- Material: plastic
- Accessories: coupling 5735.001/.002/.003, suspension device 5738.000
- For iFIT, INSTAFLEX, JRG Sanipex, JRG Sanipex MT

### Schalungsdurchführung Kunststoff

- Werkstoff: Kunststoff
- Accessoires: Kupplung 5735.001/.002/.003, Verteileraufhängung 5738.000
- Für iFIT, INSTAFLEX, JRG Sanipex, JRG Sanipex MT

d-d-d (mm)	JRG Code	GF Code	SP	Weight (kg)	b (mm)	l (mm)	l1 (mm)
12 - 16 - 20	<b>5735.016</b>	<b>355 552 301</b>	10	0.087	55	210	145

5735



### Coupling plastic

- Description: to 5735.016
- Material: plastic
- For iFIT, INSTAFLEX, JRG Sanipex, JRG Sanipex MT

### Kupplung Kunststoff

- Beschreibung: zu 5735.016
- Werkstoff: Kunststoff
- Für iFIT, INSTAFLEX, JRG Sanipex, JRG Sanipex MT

d (mm)	JRG Code	GF Code	SP	Weight (kg)	d1 (mm)	l (mm)
12	<b>5735.003</b>	<b>355 623 201</b>	20	0.005	18	22
16	<b>5735.001</b>	<b>355 552 401</b>	20	0.005	25	22
20	<b>5735.002</b>	<b>355 588 101</b>	50	0.012	29	22

5736



### Pipe support plastic

- Material: plastic
- Accessories: feet 5736.001, extension 5736.002  
Für iFIT, INSTAFLEX, JRG Sanipex, JRG Sanipex MT

#### Rohrstütze Kunststoff

- Werkstoff: Kunststoff
- Accessoires: Fuss 5736.001, Verlängerung 5736.070  
Für iFIT, INSTAFLEX, JRG Sanipex, JRG Sanipex MT

d-d (mm)	JRG Code	GF Code	SP	Weight (kg)	l (mm)	l1 (mm)
12 - 16	<b>5736.016</b>	<b>355 577 301</b>	10	0.082	166	215

5736



### Pipe support plastic


- Material: plastic
- Accessories: feet 5736.001, extension 5736.002  
Für iFIT, INSTAFLEX, JRG Sanipex, JRG Sanipex MT

#### Rohrstütze Kunststoff

- Werkstoff: Kunststoff
- Accessories: feet 5736.001, extension 5736.002  
Für iFIT, INSTAFLEX, JRG Sanipex, JRG Sanipex MT

d (mm)	JRG Code	GF Code	SP	Weight (kg)	l (mm)	l1 (mm)
20	<b>5736.020</b>	<b>355 565 701</b>	5	0.200	354	354

5736



### Feet for pipe support plastic

- Description: for 5736.016
- Material: plastic
- Accessories: feet 5736.001, extension 5736.002  
Für iFIT, INSTAFLEX, JRG Sanipex, JRG Sanipex MT

#### Füsse zu Rohrstütze Kunststoff

- Beschreibung: für 5736.016
- Werkstoff: Kunststoff
- Accessories: feet 5736.001, extension 5736.002  
Für iFIT, INSTAFLEX, JRG Sanipex, JRG Sanipex MT

d (mm)	JRG Code	GF Code	SP	Weight (kg)	l1 (mm)
27	<b>5736.001</b>	<b>355 580 101</b>	5	0.036	45

5736



### Extension PVC-U For pipe support


- Description: to 5736.016
  - Material: PVC-U
- For iFIT, INSTAFLEX, JRG Sanipex, JRG Sanipex MT

### Verlängerung PVC-U Für Rohrstütze

- Beschreibung: zu 7536.016
  - Werkstoff: PVC-U
- Für iFIT, INSTAFLEX, JRG Sanipex, JRG Sanipex MT

d (mm)	JRG Code	GF Code	SP	Weight (kg)	l (mm)
30	<b>5736.002</b>	<b>355 557 701</b>	5	0.250	1000

5736



### Spacer plastic For pipe support


- Description: to 5736.016/.020
  - Material: plastic
- For iFIT, INSTAFLEX, JRG Sanipex, JRG Sanipex MT

### Distanzstück Kunststoff Für Rohrstütze

- Beschreibung: zu 5736.016/.020
  - Werkstoff: Kunststoff
- Für iFIT, INSTAFLEX, JRG Sanipex, JRG Sanipex MT

b (mm)	JRG Code	GF Code	SP	Weight (kg)
55	<b>5736.003</b>	<b>355 565 201</b>	10	0.040

5736



### Pipe guide bend-set plastic

- Material: plastic
- For iFIT, INSTAFLEX, JRG Sanipex, JRG Sanipex MT  
\*as long as stock last

### Rohrführungsbogen-Set Kunststoff

- Werkstoff: Kunststoff
- Für iFIT, INSTAFLEX, JRG Sanipex, JRG Sanipex MT  
\*solange Vorrat

d (mm)	JRG Code	GF Code	SP	Weight (kg)	b (mm)	l (mm)	l1 (mm)
*	16	<b>5736.051</b>	<b>355 591 001</b>	10	0.035	122	200 100

5737



### Shuttering box single plastic

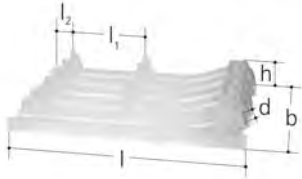
- Description: 1 outlet
  - Material: plastic
- For iFIT, INSTAFLEX, JRG Sanipex, JRG Sanipex MT

#### Schalungskasten einfach Kunststoff

- Beschreibung: 1 Abgang
  - Werkstoff: Kunststoff
- Für iFIT, INSTAFLEX, JRG Sanipex, JRG Sanipex MT

d (mm)	JRG Code	GF Code	SP	Weight (kg)	l (mm)	l1 (mm)	l2 (mm)	b (mm)	h (mm)
12 x 16 x 20	<b>5737.030</b>	<b>355 562 210</b>	1	0.203	453	150	72	66	92

5737



### Shuttering box multiple plastic

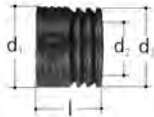
- Description: for 9 outlets
  - Material: plastic
- For iFIT, INSTAFLEX, JRG Sanipex, JRG Sanipex MT

#### Schalungskasten mehrfach Kunststoff

- Beschreibung: für 9 Abgänge
  - Werkstoff: Kunststoff
- Für iFIT, INSTAFLEX, JRG Sanipex, JRG Sanipex MT

d (mm)	JRG Code	GF Code	SP	Weight (kg)	l (mm)	l1 (mm)	l2 (mm)	b (mm)	h (mm)
12 x 16 x 20	<b>5737.040</b>	<b>355 552 710</b>	1	0.942	463	150	41	275	88

5737



### JRG Sanipex Reduction sleeve PE For conduits

- Material: plastic
- For iFIT, INSTAFLEX, JRG Sanipex, JRG Sanipex MT

#### Reduziermuffe PE Für Schutzrohre

- Werkstoff: Kunststoff
- Für iFIT, INSTAFLEX, JRG Sanipex, JRG Sanipex MT

d (mm)	JRG Code	GF Code	SP	Weight (kg)	d1 (mm)	d2 (mm)	d3 (mm)	l (mm)
12	<b>5737.003</b>	<b>351 522 701</b>	1	0.003	25	18	25	20

5738



### Suspension device steel For distributor

- Material: steel, galvanized
  - Connection: male thread
- For iFIT, INSTAFLEX, JRG Sanipex, JRG Sanipex MT

### Aufhängung Stahl Für Verteiler

- Werkstoff: Stahl, verzinkt
  - Anschluss: Aussengewinde
- Für iFIT, INSTAFLEX, JRG Sanipex, JRG Sanipex MT

d1 (mm)	JRG Code	GF Code	SP	Weight (kg)	l1 (mm)	d2
27	<b>5738.000</b>	<b>351 432 401</b>	1	0.070	95	M12

5738



### Suspension device steel For distributor

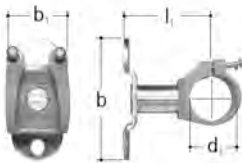
- Description: to 5735.016, 5737.030/.040
  - Material: steel, galvanized
  - Connection: female thread
- For iFIT, INSTAFLEX, JRG Sanipex, JRG Sanipex MT

### Aufhängung Stahl Für Verteiler

- Beschreibung: zu 5735.016, 5737.030/.040
  - Werkstoff: Stahl, verzinkt
  - Anschluss: Innengewinde
- Für iFIT, INSTAFLEX, JRG Sanipex, JRG Sanipex MT

d1 (mm)	JRG Code	GF Code	SP	Weight (kg)	d2	l	l1	l2
27	<b>5738.001</b>	<b>355 552 801</b>	1	0.188	M12	200	230	21
27	<b>5738.003</b>	<b>355 555 201</b>	1	0.165	M12	175	205	21

5739



### Bracket steel For distributor

- Material: steel, galvanized, plastic
- For iFIT, INSTAFLEX, JRG Sanipex, JRG Sanipex MT

### Halterung Stahl Für Verteiler

- Werkstoff: Stahl, verzinkt, Kunststoff
- Für iFIT, INSTAFLEX, JRG Sanipex, JRG Sanipex MT

d1 (mm)	JRG Code	GF Code	SP	Weight (kg)	b	b1	l1
27	<b>5739.000</b>	<b>351 419 201</b>	1	0.075	71	30	52

5740



### Bracket steel For distributor

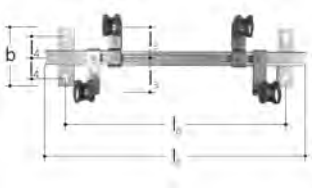
- Material: steel, galvanized, plastic  
Für iFIT, INSTAFLEX, JRG Sanipex, JRG Sanipex MT

### Halterung Stahl Für Verteiler

- Werkstoff: Stahl, verzinkt, Kunststoff  
Für iFIT, INSTAFLEX, JRG Sanipex, JRG Sanipex MT

d1 (mm)	JRG Code	GF Code	SP	Weight (kg)	l1 (mm)	l2 (mm)	l3 (mm)	l4 (mm)
27	<b>5740.000</b>	<b>351 419 401</b>	1	0.202	52	100	130	28

5740



### Bracket steel For distributor

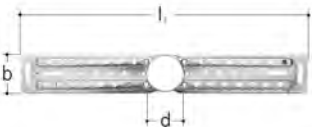
- Material: steel, galvanized, plastic  
Für iFIT, INSTAFLEX, JRG Sanipex, JRG Sanipex MT

### Halterung Stahl Für Verteiler

- Werkstoff: Stahl, verzinkt, Kunststoff  
Für iFIT, INSTAFLEX, JRG Sanipex, JRG Sanipex MT

b (mm)	JRG Code	GF Code	SP	Weight (kg)	l3 (mm)	l4 (mm)	l5 (mm)	l6 (mm)
110	<b>5740.010</b>	<b>351 424 101</b>	1	1.080	55	40	480	410

5741



### Box bracket single steel

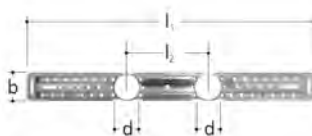
- Material: steel, galvanized  
Für iFIT, INSTAFLEX, JRG Sanipex, JRG Sanipex MT

### Dosenhalter einzeln Stahl

- Werkstoff: Stahl, verzinkt  
Für iFIT, INSTAFLEX, JRG Sanipex, JRG Sanipex MT

d (mm)	JRG Code	GF Code	SP	Weight (kg)	b (mm)	l1 (mm)
47	<b>5741.001</b>	<b>355 559 001</b>	10	0.278	53	400

5741



### Box bracket double steel

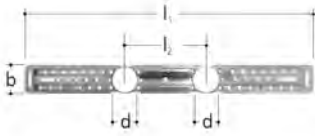
- Material: steel, galvanized  
Für iFIT, INSTAFLEX, JRG Sanipex, JRG Sanipex MT

### Dosenhalter doppelt Stahl

- Werkstoff: Stahl, verzinkt  
Für iFIT, INSTAFLEX, JRG Sanipex, JRG Sanipex MT

d (mm)	JRG Code	GF Code	SP	Weight (kg)	b (mm)	l1 (mm)	l2 (mm)
47	<b>5741.002</b>	<b>351 451 930</b>	10	0.388	53	550	150
47	<b>5741.003</b>	<b>355 559 301</b>	10	0.380	53	553	153
47	<b>5741.004</b>	<b>355 559 201</b>	10	0.370	53	520	120


table continued on the next page



d (mm)	JRG Code	GF Code	SP	Weight (kg)	b (mm)	l1 (mm)	l2 (mm)
47	<b>5741.005</b>	<b>355 559 101</b>	10	0.320	53	476	76
47	<b>5741.006</b>	<b>355 576 501</b>	10	0.347	53	500	100
47	<b>5741.007</b>	<b>355 576 601</b>	10	0.440	53	600	200
47	<b>5741.008</b>	<b>355 629 901</b>	10	0.380	53	560	160
47	<b>5741.012</b>	<b>355 633 902</b>	10	0.670	53	897	150
47	<b>5741.013</b>	<b>355 633 901</b>	10	0.670	53	897	153

5741

### Shapet bracket double steel



- Material: steel, galvanized
  - Consisting of: bracket, fixing screws
- For iFIT, INSTAFLEX, JRG Sanipex, JRG Sanipex MT


### Montageschiene doppelt Stahl

- Werkstoff: Stahl, verzinkt
  - Bestehend aus: Halterung, Befestigungsschrauben
- Für iFIT, INSTAFLEX, JRG Sanipex, JRG Sanipex MT

b (mm)	JRG Code	GF Code	SP	Weight (kg)	l1 (mm)	l2 (mm)	l3 (mm)	AD (mm)
72	<b>5741.032</b>	<b>355 566 201</b>	1	0.528	315	153	13	153

5741

### Shapet bracket single steel



- Material: steel, galvanized
  - Consisting of: bracket, fixing screws
- For iFIT, INSTAFLEX, JRG Sanipex, JRG Sanipex MT

### Montageschiene einfach Stahl

- Werkstoff: Stahl, verzinkt
  - Bestehend aus: Halterung, Befestigungsschrauben
- Für iFIT, INSTAFLEX, JRG Sanipex, JRG Sanipex MT

b (mm)	JRG Code	GF Code	SP	Weight (kg)	l1 (mm)	l3 (mm)
72	<b>5741.030</b>	<b>355 566 101</b>	1	0.270	162	13

5741

### Pressure-pin steel



- Material: steel, galvanized
  - Connection: male thread
- For iFIT, INSTAFLEX, JRG Sanipex, JRG Sanipex MT

### Abpresszapfen Stahl

- Werkstoff: Stahl, verzinkt
  - Anschluss: Aussengewinde
- Für iFIT, INSTAFLEX, JRG Sanipex, JRG Sanipex MT

GN (inch)	JRG Code	GF Code	SP	Weight (kg)	d1 G (inch)	l (mm)	d2 (inch)
½	<b>5741.092</b>	<b>355 564 103</b>	10	0.120	¼	65	½

5741



### Protection- and fixing sleeve steel

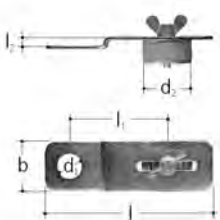
- Material: steel, galvanized
  - Connection: female thread
- For iFIT, INSTAFLEX, JRG Sanipex, JRG Sanipex MT

### Schutz- und Befestigungshülse Stahl

- Werkstoff: Stahl, verzinkt
  - Anschluss: Innengewinde
- Für iFIT, INSTAFLEX, JRG Sanipex, JRG Sanipex MT

GN (inch)	JRG Code	GF Code	SP	Weight (kg)	d1 G (inch)	d2 (mm)	l (mm)
½	5741.093	355 564 104	10	0.145	½	30	75

5742



### Support steel For sewage pipe


- Material: steel, galvanized
- For iFIT, INSTAFLEX, JRG Sanipex, JRG Sanipex MT

### Träger Stahl Für Abwasserrohre

- Werkstoff: Stahl, verzinkt
- Für iFIT, INSTAFLEX, JRG Sanipex, JRG Sanipex MT

d1 (mm)	d2 (mm)	JRG Code	GF Code	SP	Weight (kg)	b (mm)	l (mm)	l1 (mm)	l2 (mm)
22	45 - 55	5742.000	355 570 001	1	0.255	45	150	65 - 110	8

5743



### Pipe ties plastic

- Material: plastic
  - Temperature: -35°C - 85°C
- For iFIT, INSTAFLEX, JRG Sanipex, JRG Sanipex MT

### Rohrbinder Kunststoff

- Werkstoff: Kunststoff
  - Temperatur: -35°C - 85°C
- Für iFIT, INSTAFLEX, JRG Sanipex, JRG Sanipex MT

l (mm)	JRG Code	GF Code	SP	Weight (kg)	b (mm)
180	5743.001	355 493 101	100	0.002	5
280	5743.002	355 497 901	100	0.002	5



5744



### Pipe clip steel

- Material: steel, galvanized
- For iFIT, INSTAFLEX, JRG Sanipex, JRG Sanipex MT

### Rohrbride Stahl

- Werkstoff: Stahl, verzinkt
- Für iFIT, INSTAFLEX, JRG Sanipex, JRG Sanipex MT

d (mm)	JRG Code	GF Code	SP	Weight (kg)	d1 (mm)	b (mm)	l (mm)
12	5744.112	355 619 901	100	0.008	18	15	38
16	5744.016	355 457 001	100	0.020	25	20	57
20	5744.020	355 561 201	100	0.022	29	20	61
25	5744.025	355 539 201	100	0.025	34	20	67
32	5744.032	355 539 301	100	0.030	42	20	75

5744



### Dowel-hook single plastic

- Description: for pipes d16/d20 with protective conduit
- Material: plastic
- For iFIT, INSTAFLEX, JRG Sanipex, JRG Sanipex MT

### Dübelhaken einfach Kunststoff

- Beschreibung: für Rohre d16/d20 mit Dämmung
- Werkstoff: Kunststoff
- Für iFIT, INSTAFLEX, JRG Sanipex, JRG Sanipex MT

d1 (mm)	JRG Code	GF Code	SP	Weight (kg)	l (mm)
8	5744.001	355 581 001	100	0.006	78
8	5744.002	355 581 002	100	0.008	97

5744



### Dowel-hook double plastic

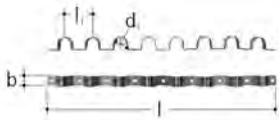
- Description: for pipes d16/d20 with protective conduit
- Material: plastic
- For iFIT, INSTAFLEX, JRG Sanipex, JRG Sanipex MT

### Dübelhaken doppelt Kunststoff

- Beschreibung: für Rohre d16/d20 mit Dämmung
- Werkstoff: Kunststoff
- Für iFIT, INSTAFLEX, JRG Sanipex, JRG Sanipex MT

d1 (mm)	JRG Code	GF Code	SP	Weight (kg)	l (mm)
8	5744.011	355 580 901	100	0.008	66
8	5744.012	355 580 902	100	0.008	97

5745



### Pipe clip strip 8-fold steel

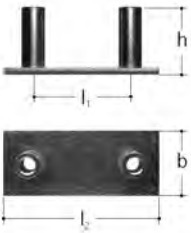
- Material: steel, galvanized
- For iFIT, INSTAFLEX, JRG Sanipex, JRG Sanipex MT

### Bridenband 8-fach Stahl

- Werkstoff: Stahl, verzinkt
- Für iFIT, INSTAFLEX, JRG Sanipex, JRG Sanipex MT

d (mm)	JRG Code	GF Code	SP	Weight (kg)	b (mm)	d1 (mm)	l (mm)	l1 (mm)
16	<b>5745.016</b>	<b>355 477 202</b>	6	0.150	20	25	456	55

5750



### Bracket steel For distributor valve

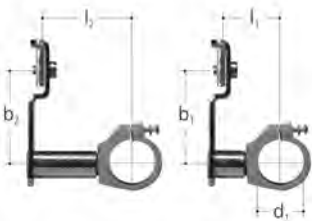
- Description: to 5448
- Material: steel, galvanized
- Only for JRG Sanipex

### Halter Stahl Für Verteilventil

- Beschreibung: zu 5448
- Werkstoff: Stahl, verzinkt
- Nur für JRG Sanipex

l1 (mm)	JRG Code	GF Code	SP	Weight (kg)	b (mm)	h (mm)	l2 (mm)
45	<b>5750.000</b>	<b>355 470 101</b>	1	0.100	30	31	70

5754



### Bracket steel For distributor

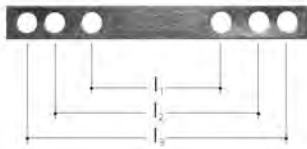
- Description: to 5765
- Material: steel, galvanized, plastic
- For iFIT, INSTAFLEX, JRG Sanipex, JRG Sanipex MT

### Halterung Stahl Für Verteiler

- Beschreibung: zu 5765
- Werkstoff: Stahl, verzinkt, Kunststoff
- Für iFIT, INSTAFLEX, JRG Sanipex, JRG Sanipex MT

d1 (mm)	JRG Code	GF Code	SP	Weight (kg)	b1 (mm)	b2 (mm)	l1 (mm)	l2 (mm)
27	<b>5754.000</b>	<b>351 419 301</b>	1	0.196	55	55	31	66

5755



### Spacing gauge steel


• Material: steel, galvanized  
For iFIT, INSTAFLEX, JRG Sanipex, JRG Sanipex MT

#### Distanzhalter Stahl

• Werkstoff: Stahl, verzinkt  
Für iFIT, INSTAFLEX, JRG Sanipex, JRG Sanipex MT

<b>l1</b> (mm)	<b>l2</b> (mm)	<b>l3</b> (mm)	<b>JRG</b> <b>Code</b>	<b>GF</b> <b>Code</b>	<b>SP</b>	<b>Weight</b> (kg)
76	120	153	<b>5755.005</b>	<b>351 426 901</b>	1	0.040

5755



### Base plate steel

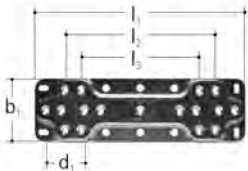
• Material: steel, galvanized  
For iFIT, INSTAFLEX, JRG Sanipex, JRG Sanipex MT

#### Grundplatte Stahl

• Werkstoff: Stahl, verzinkt  
Für iFIT, INSTAFLEX, JRG Sanipex, JRG Sanipex MT

<b>d</b> (mm)	<b>JRG</b> <b>Code</b>	<b>GF</b> <b>Code</b>	<b>SP</b>	<b>Weight</b> (kg)	<b>b1</b> (mm)	<b>b2</b> (mm)	<b>b3</b> (mm)	<b>l1</b> (mm)	<b>l2</b> (mm)	<b>l3</b> (mm)	<b>l4</b> (mm)
M12	<b>5755.001</b>	<b>351 433 901</b>	1	0.090	73	50	9	73	50	16	15

5755



### Base plate double steel

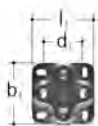
• Material: steel, galvanized  
For iFIT, INSTAFLEX, JRG Sanipex, JRG Sanipex MT

#### Grundplatte doppelt Stahl

• Werkstoff: Stahl, verzinkt  
Für iFIT, INSTAFLEX, JRG Sanipex, JRG Sanipex MT

<b>l1</b> (mm)	<b>JRG</b> <b>Code</b>	<b>GF</b> <b>Code</b>	<b>SP</b>	<b>Weight</b> (kg)	<b>b1</b> (mm)	<b>d1</b> (mm)	<b>l2</b> (mm)	<b>l3</b> (mm)
218	<b>5755.010</b>	<b>351 507 001</b>	1	0.235	65	40	153	120

5755



### Base plate single steel

• Material: steel, galvanized  
For iFIT, INSTAFLEX, JRG Sanipex, JRG Sanipex MT

#### Grundplatte einfach Stahl

• Werkstoff: Stahl, verzinkt  
Für iFIT, INSTAFLEX, JRG Sanipex, JRG Sanipex MT

<b>b1</b> (mm)	<b>JRG</b> <b>Code</b>	<b>GF</b> <b>Code</b>	<b>SP</b>	<b>Weight</b> (kg)	<b>d1</b> (mm)	<b>l1</b> (mm)
65	<b>5755.011</b>	<b>351 508 601</b>	1	0.070	40	65

5757



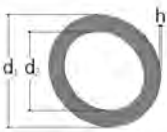
### Pipe support plastic

- Material: plastic
- For iFIT, INSTAFLEX, JRG Sanipex, JRG Sanipex MT

### Rohrstütze Kunststoff

- Werkstoff: Kunststoff
- Für iFIT, INSTAFLEX, JRG Sanipex, JRG Sanipex MT

d (mm)	JRG Code	GF Code	SP	Weight (kg)	b1 (mm)	l (mm)	l1 (mm)
62	<b>5757.000</b>	<b>355 491 001</b>	10	0.116	80	154	200



### Gasket to pressure-pin EPDM

- Description: to 5741
- Material: EPDM
- For iFIT, INSTAFLEX, JRG Sanipex, JRG Sanipex MT

### Dichtung zu Abpresszapfen EPDM

- Beschreibung: zu 5741
- Werkstoff: EPDM
- Für iFIT, INSTAFLEX, JRG Sanipex, JRG Sanipex MT

GF Code	SP	Weight (kg)	d1 (mm)	d2 (mm)	h (mm)
<b>355 564 105</b>	1	0.000	11	5	3



### Venting Screw for pressure-pin steel


- Material: steel
- Description: to 5741
- For iFIT, INSTAFLEX, JRG Sanipex, JRG Sanipex MT

### Entlüftungsschraube zu Abpresszapfen Stahl

- Werkstoff: Stahl
- Beschreibung: zu 5741
- Für iFIT, INSTAFLEX, JRG Sanipex, JRG Sanipex MT

d (inch)	GF Code	Weight (kg)
¼	<b>355 564 102</b>	0.008

5760



### Access panel aluminium

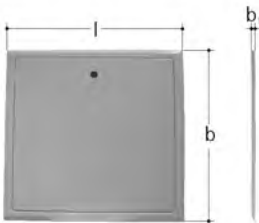
- Description: to wall panels 150x150mm
  - Material: aluminium, steel, plastic
- For iFIT, INSTAFLEX, JRG Sanipex, JRG Sanipex MT

### Revisionsrahmen Aluminium

- Beschreibung: zu Wandplatten 150x150mm
  - Werkstoff: Aluminium, Stahl, Kunststoff
- Für iFIT, INSTAFLEX, JRG Sanipex, JRG Sanipex MT

b (mm)	l (mm)	JRG Code	GF Code	SP	Weight (kg)
309	156	5760.001	355 462 901	1	1.040
309	309	5760.002	355 462 902	1	2.530
309	462	5760.003	355 462 903	1	3.000
462	462	5760.005	355 462 905	1	4.000
462	615	5760.006	355 462 906	1	5.200
462	768	5760.007	355 462 907	1	7.000

5762



### Access panel steel With door

- Material: sheet steel, powder coated (white)
- For iFIT, INSTAFLEX, JRG Sanipex, JRG Sanipex MT

### Revisionsrahmen Stahl Mit Türe

- Werkstoff: Stahlblech, Pulverbeschichtet (weiss)
- Für iFIT, INSTAFLEX, JRG Sanipex, JRG Sanipex MT

b (mm)	l (mm)	JRG Code	GF Code	SP	Weight (kg)	b1 (mm)
526	546	5762.005	355 597 201	1	3.410	10
526	699	5762.006	355 597 301	1	4.260	10
526	852	5762.007	355 597 401	1	5.070	10

5762



### Locking bolt steel With square box wrench

- Description: to 5762
  - Material: steel, galvanized
- For iFIT, INSTAFLEX, JRG Sanipex, JRG Sanipex MT

### Drehriegel Stahl Mit Vierkant

- Beschreibung: zu 5762
  - Werkstoff: Stahl, verzinkt
- Für iFIT, INSTAFLEX, JRG Sanipex, JRG Sanipex MT

□	JRG Code	GF Code	SP	Weight (kg)
8	5762.090	355 598 201	1	0.130

5762



### Locking bolt steel With key

- Description: to 5762
  - Material: steel, galvanized
- Für iFIT, INSTAFLEX, JRG Sanipex, JRG Sanipex MT

### Drehriegel Stahl Mit Schlüssel

- Beschreibung: zu 5762
  - Werkstoff: Stahl, verzinkt
- Für iFIT, INSTAFLEX, JRG Sanipex, JRG Sanipex MT

JRG Code	GF Code	SP	Weight (kg)
<b>5762.091</b>	<b>355 598 301</b>	1	0.100

5765



### Cabinet with faceplate plastic For distributor, without access panel

- Material: plastic
- Für iFIT, INSTAFLEX, JRG Sanipex, JRG Sanipex MT

### Einbaukasten mit Frontblende Kunststoff Für Verteiler, ohne Revisionsrahmen

- Werkstoff: Kunststoff
- Für iFIT, INSTAFLEX, JRG Sanipex, JRG Sanipex MT

b (mm)	h (mm)	l (mm)	JRG Code	GF Code	SP	Weight (kg)	h1 (mm)	h2 (mm)
111	654	496	<b>5765.005</b>	<b>355 586 501</b>	1	5.950	443	0 - 145
111	654	649	<b>5765.006</b>	<b>355 586 502</b>	1	7.400	443	0 - 145
111	654	802	<b>5765.007</b>	<b>355 586 503</b>	1	9.000	443	0 - 145

5592



### Fixing screws


- Description: to 5765, 5762
- Für iFIT, INSTAFLEX, JRG Sanipex, JRG Sanipex MT

### Befestigungs-Schraube

- Beschreibung: zu 5765, 5762
- Für iFIT, INSTAFLEX, JRG Sanipex, JRG Sanipex MT

GF Code	SP	Weight (kg)
<b>355 592 201</b>	1	0.025

5766



### Cabinet splash water tight aluminium

- Description: Connection d20 - d26 and outlet d12 - d16, with frame, door and splash water protection as well as factory assembled rubber plugs in the outlets, drain connection set, manifold brackets and installation instruction
  - Material: aluminium and steel (white)
- For iFIT, INSTAFLEX, JRG Sanipex, JRG Sanipex MT

### Einbaukasten spritzwasserdicht Aluminium

- Beschreibung: Anschluss d20-d26 und Abgang d12-d16, mit Rahmen, Türe und Spritzwasserschutz sowie werkseitigen Gummiprophen in den Abgängen, Ablaufanschlusset, Verteilerbefestigung und Montageanleitung
  - Material: Aluminium und Stahl (Weiss)
- Für iFIT, INSTAFLEX, JRG Sanipex, JRG Sanipex MT

	JRG Code	GF Code	SP	Weight (kg)	l (mm)	h (mm)	b (mm)
2 x 5	<b>5766.005</b>	<b>355 617 310</b>	1	8.200	438	552	107
2 x 8	<b>5766.008</b>	<b>355 617 311</b>	1	9.900	548	552	107
2 x 12	<b>5766.012</b>	<b>355 617 312</b>	1	14.100	823	552	107

5767



### Sealing ring rubber

- Material: rubber
  - \* as long as stock last
- For iFIT, INSTAFLEX, JRG Sanipex, JRG Sanipex MT

### Dichtring Gummi

- Werkstoff: Gummi
  - \*solange Vorrat
- Für iFIT, INSTAFLEX, JRG Sanipex, JRG Sanipex MT

d (mm)	JRG Code	GF Code	SP	Weight (kg)	d1 (mm)	d2 (mm)	h (mm)	Color
12	<b>5767.012</b>	<b>355 617 504</b>	100	0.028	18	35	34	black
16	<b>5767.016</b>	<b>355 617 506</b>	100	0.024	25	35	34	green
20	<b>5767.020</b>	<b>355 617 508</b>	100	0.018	29	35	34	yellow
*	<b>5767.032</b>	<b>355 617 512</b>	100	0.011	32	35	34	blue

5539



### Fixation set brass For wall penetration

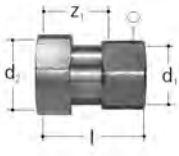
- Material: rubber, brass
- For iFIT, INSTAFLEX, JRG Sanipex, JRG Sanipex MT

### Befestigungsset Messing Für Wanddurchführung

- Werkstoff: Gummi, Messing
- Für iFIT, INSTAFLEX, JRG Sanipex, JRG Sanipex MT

GN (inch)	JRG Code	GF Code	SP	Weight (kg)	d1 G (inch)	G (mm)
¾	<b>5539.003</b>	<b>355 569 401</b>	1	0.070	¾	32

5563



### Thread transition gunmetal With loose union

- Material: gunmetal
  - Connection: female thread, loose nut
- For iFIT, INSTAFLEX, JRG Sanipex, JRG Sanipex MT

### Gewindeübergang Rotguss Mit loser Mutter

- Werkstoff: Rotguss
  - Anschluss: Innengewinde, lose Mutter
- Für iFIT, INSTAFLEX, JRG Sanipex, JRG Sanipex MT

GN (inch)	JRG Code	GF Code	SP	Weight (kg)	d1 Rp (inch)	d2 G (inch)	l (mm)	z1 (mm)	⊖ (mm)
¾	<b>5563.320</b>	<b>355 567 301</b>	1	0.170	¾	1	52	29	32

5564



### Transition bend gunmetal For manifold connection with female thread

- Material: gunmetal
  - Connection: female thread, male thread
- For iFIT, INSTAFLEX, JRG Sanipex, JRG Sanipex MT

### Übergangsbogen Rotguss Für Verteilerverschraubung mit Innengewinde

- Werkstoff: Rotguss
  - Anschluss: Innengewinde, Aussengewinde
- Für iFIT, INSTAFLEX, JRG Sanipex, JRG Sanipex MT

Size (inch)	GN (inch)	JRG Code	GF Code	SP	Weight (kg)	d1 Rp (inch)	d2 G (inch)	l1 (mm)	l2 (mm)	z1 (mm)	⊖ (mm)
¾	¾	<b>5564.320</b>	<b>351 509 601</b>	1	0.140	¾	1	37	30	22	32

5565



### Transition gunmetal For manifold union with female thread

- Material: gunmetal
  - Connection: female thread, male thread
- For iFIT, INSTAFLEX, JRG Sanipex, JRG Sanipex MT

### JRG Sanipex Übergang Rotguss Für Verteilerverschraubung mit Innengewinde

- Werkstoff: Rotguss
  - Anschluss: Innengewinde, Aussengewinde
- Für iFIT, INSTAFLEX, JRG Sanipex, JRG Sanipex MT

GN (inch)	JRG Code	GF Code	Weight (kg)	d1 Rp (inch)	d2 G (inch)	l (mm)	⊖ (mm)
¾	<b>5565.320</b>	<b>355 441 701</b>	0.110	¾	1	32	32
1	<b>5565.400</b>	<b>355 557 901</b>	0.140	1	1	34	41



5566



### Transition gunmetal For manifold union with male thread

- Material: gunmetal
  - Connection: male thread
- For iFIT, INSTAFLEX, JRG Sanipex, JRG Sanipex MT

### Übergang Rotguss Für Verteilerverschraubung mit Aussengewinde

- Werkstoff: Rotguss
  - Anschluss: Aussengewinde
- Für iFIT, INSTAFLEX, JRG Sanipex, JRG Sanipex MT

GN (inch)	JRG Code	GF Code	SP	Weight (kg)	d1 R (inch)	d2 G (inch)	l (mm)	⊘ (mm)
¾	<b>5566.320</b>	<b>351 441 401</b>	1	0.110	¾	1	42	27
1	<b>5566.400</b>	<b>351 441 501</b>	1	0.130	1	1	46	32

5568



### Adapter gunmetal For distributor

- Material: gunmetal
  - Connection: male thread, soldering end
- For iFIT, INSTAFLEX, JRG Sanipex, JRG Sanipex MT

### Übergang Rotguss Auf Verteiler

- Werkstoff: Rotguss
  - Anschluss: Aussengewinde, Lötende
- Für iFIT, INSTAFLEX, JRG Sanipex, JRG Sanipex MT

d (mm)	JRG Code	GF Code	SP	Weight (kg)	d1 (mm)	d2 G (inch)	l (mm)	⊘ (mm)
22	<b>5568.022</b>	<b>355 441 801</b>	1	0.100	22	1	34	27

5456



### Assembly wrench KOAX brass

- Description: to counter unit, blind flange KOAX
  - Material: brass, plastic
- For iFIT, INSTAFLEX, JRG Sanipex, JRG Sanipex MT

### Montageschlüssel KOAX Messing

- Beschreibung: zu Messkapsel und Blinddeckel KOAX
  - Werkstoff: Messing, Kunststoff
- Für iFIT, INSTAFLEX, JRG Sanipex, JRG Sanipex MT

JRG Code	GF Code	Weight (kg)	h1 (mm)	d1 (mm)	d2 (mm)	⊘ (mm)
<b>5456.009</b>	<b>351 511 299</b>	0.567	200	89	13	36

5450



**Water meter brass  
For cold water**

- Temperature: max. 30°C
  - Material: brass, plastic
- For iFIT, INSTAFLEX, JRG Sanipex, JRG Sanipex MT

**Wasserzähler Messing  
Für Kaltwasser**

- Temperatur: max. 30°C
  - Werkstoff: Messing, Kunststoff
- Für iFIT, INSTAFLEX, JRG Sanipex, JRG Sanipex MT

DN (mm)	JRG Code	GF Code	SP	Weight (kg)	d1 G (inch)	d2 (mm)	l1 (mm)	l2 (mm)	l3 (mm)	PN (bar)
15	5450.110	351 513 402	1	0.690	¾	74	110	55	17	16
20	5450.010	351 513 401	1	0.740	1	74	110	55	17	16

5450



**Water meter brass  
For warm water**

- Temperature: max. 90°C
  - Material: brass, plastic
- For iFIT, INSTAFLEX, JRG Sanipex, JRG Sanipex MT

**Wasserzähler Messing  
Für Warmwasser**

- Temperatur: max. 90°C
  - Werkstoff: Messing, Kunststoff
- Für iFIT, INSTAFLEX, JRG Sanipex, JRG Sanipex MT

DN (mm)	JRG Code	GF Code	SP	Weight (kg)	d1 G (inch)	d2 (mm)	l1 (mm)	l2 (mm)	l3 (mm)	PN (bar)
15	5450.120	351 513 302	1	0.680	¾	74	110	55	17	16
20	5450.020	351 513 301	1	0.730	1	74	110	55	17	16

5452



**Water meter brass  
With pulse transmitter**

- Temperature: max. 90°C
  - Material: brass, plastic
  - Puls value: 10 liter
  - Cable length: 1.5 m
- For iFIT, INSTAFLEX, JRG Sanipex, JRG Sanipex MT  
\*as long as stock last

**Wasserzähler Messing  
Mit Impulsgeber**

- Temperatur: max. 90°C
  - Werkstoff: Messing, Kunststoff
  - Impulswertigkeit: 10 Liter
  - Kabellänge: 1.5 m
- Für iFIT, INSTAFLEX, JRG Sanipex, JRG Sanipex MT  
\*solange Vorrat

DN (mm)	JRG Code	GF Code	SP	Weight (kg)	d1 G (inch)	d2 (mm)	l1 (mm)	l2 (mm)	l3 (mm)	PN (bar)	
*	20	5452.000	355 579 501	1	0.770	1	74	110	70	17	16

5456



**Counter UPZ +m plastic**


For iFIT, INSTAFLEX, JRG Sanipex, JRG Sanipex MT  
\*as long as stock last

**Messkapsel UPZ +m Kunststoff**

Für iFIT, INSTAFLEX, JRG Sanipex, JRG Sanipex MT  
\*solange Vorrat

	DN (mm)	JRG Code	GF Code	SP	Weight (kg)	d2 (mm)	d3 (mm)	d4 (mm)	l2 (mm)	l3 (mm)	l4 (mm)	l5 (mm)
*	15	5456.001	351 511 301	1	0.440	85	140	90	62	13	76	38 - 78

5456



**Blind escutcheon plastic**

For iFIT, INSTAFLEX, JRG Sanipex, JRG Sanipex MT

**Blindrosette Kunststoff**

Für iFIT, INSTAFLEX, JRG Sanipex, JRG Sanipex MT

	JRG Code	GF Code	SP	Weight (kg)	d1 (mm)	d2 (mm)
	5456.004	351 511 316	1	0.116	125	78

5456



**Counter UPZ +m Koax plastic**

- Temperature: max. 90°C
  - Material: plastic, EPDM
- For iFIT, INSTAFLEX, JRG Sanipex, JRG Sanipex MT

**Messkapsel UPZ +m KOAX Zähler Kunststoff**

- Temperatur: max. 90°C
  - Werkstoff: Kunststoff, EPDM
- Für iFIT, INSTAFLEX, JRG Sanipex, JRG Sanipex MT

DN (mm)	JRG Code	GF Code	SP	Weight (kg)	d2 (mm)	d3 (mm)	PN (bar)
20	5456.005	351 511 312	1	0.580	78	125	10



### Extension Koax brass

- Discription: to Single pipe connector Koax
  - Temperatur: max. 90°C
  - Material: brass, EPDM
- For iFIT, INSTAFLEX, JRG Sanipex, JRG Sanipex MT  
\*as long as stock last

### Verlängerung Koax Messing

- Beschreibung: zu Einrohranschlussgehäuse Koax
  - Temperatur: max. 90°C
  - Werkstoff: Messing, EPDM
- Für iFIT, INSTAFLEX, JRG Sanipex, JRG Sanipex MT  
\*solange Vorrat

	DN (mm)	JRG Code	GF Code	SP	Weight (kg)
*	20	5456.007	351 511 317	1	0.530

	DN (mm)	d1	d2	d3 (mm)	l1 (mm)	l2 (mm)	PN (bar)
*	20	Koax G2 AG	Koax G2 IG	69	55	40	10

5456



### Escutcheon, chromium-plated

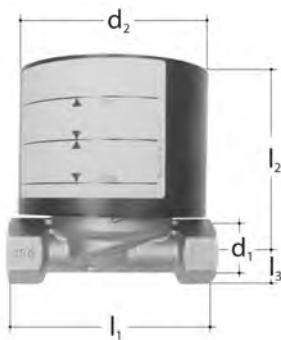
For iFIT, INSTAFLEX, JRG Sanipex, JRG Sanipex MT

### Rosette verchromt

Für iFIT, INSTAFLEX, JRG Sanipex, JRG Sanipex MT

	JRG Code	GF Code	SP	Weight (kg)	d1 (mm)
	5456.006	351 511 315	1	0.019	125

5456



### Watermeter base body brass

- Description: to UPZ +m Koax counter
  - Temperatur: max. 90°C
  - Material: gunmetal, brass, EPDM
  - Connection: female thread
- For iFIT, INSTAFLEX, JRG Sanipex, JRG Sanipex MT

### Wassermessergehäuse Messing

- Beschreibung: zu UPZ +m Koax Zähler
  - Temperatur: max. 90°C
  - Werkstoff: Rotguss, Messing, EPDM
  - Anschluss: Innengewinde
- Für iFIT, INSTAFLEX, JRG Sanipex, JRG Sanipex MT

	GN (inch)	JRG Code	GF Code	SP	Weight (kg)	d1 Rp (inch)	d2 (mm)	l1 (mm)	l2 (mm)	l3 (mm)	PN (bar)
	¾	5456.325	351 511 242	1	0.755	¾	100	110	88	18	10

5451



### Connecting piece gunmetal


- Description: to 5450
  - Material: gunmetal
  - Connection: male thread
- For iFIT, INSTAFLEX, JRG Sanipex, JRG Sanipex MT

### Zwischenstück Rotguss

- Beschreibung: zu 5450
  - Werkstoff: Rotguss
  - Anschluss: Aussengewinde
- Für iFIT, INSTAFLEX, JRG Sanipex, JRG Sanipex MT

DN (mm)	JRG Code	GF Code	SP	Weight (kg)	d1 G (inch)	l1 (mm)
15	5451.100	355 441 202	1	0.310	¾	110
20	5451.000	355 441 201	1	0.240	1	110

5455



### Socket union gunmetal

- Material: gunmetal
  - Connection: female thread
- For iFIT, INSTAFLEX, JRG Sanipex, JRG Sanipex MT

### Muffenverschraubung Rotguss

- Werkstoff: Rotguss
  - Anschluss: Innengewinde
- Für iFIT, INSTAFLEX, JRG Sanipex, JRG Sanipex MT

DN (mm)	JRG Code	GF Code	SP	Weight (kg)	d1 G (inch)	l1 (mm)	l2 (mm)	l3 (mm)
20	5455.000	355 421 201	1	0.150	1	64	47	9

5456



### Threaded nipple gunmetal

- Description: to 5456.320
  - Material: gunmetal
  - Connection: female thread
- For iFIT, INSTAFLEX, JRG Sanipex, JRG Sanipex MT  
\*as long as stock last

### Gewindenippel Rotguss

- Beschreibung: zu 5456.320
  - Werkstoff: Rotguss
  - Anschluss: Innengewinde
- Für iFIT, INSTAFLEX, JRG Sanipex, JRG Sanipex MT  
\*solange Vorrat

GN (inch)	JRG Code	GF Code	SP	Weight (kg)	d1 Rp (inch)	l1 (mm)
*	¾	5456.010	350 984 101	1	0.140	¾
						86

5427



### Cap gunmetal for concealed manifolds

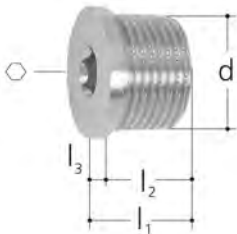
- Description: to 5427
  - Material: gunmetal
  - Connection: female thread
- Für iFIT, INSTAFLEX, JRG Sanipex, JRG Sanipex MT

#### Kappe Rotguss Für Unterputz-Verteiler

- Beschreibung: zu 5427
  - Werkstoff: Rotguss
  - Anschluss: Innengewinde
- Für iFIT, INSTAFLEX, JRG Sanipex, JRG Sanipex MT

Size (inch)	d Rp (inch)	GN (inch)	JRG Code	GF Code	SP	Weight (kg)	l1 (mm)	l2 (mm)	⊘ (mm)
¾	¾	¾	<b>5427.090</b>	<b>351 538 602</b>	5	0.100	24	19	32

5427



### Plug gunmetal For concealed manifolds

- Material: gunmetal
  - Connection: male thread
- Für iFIT, INSTAFLEX, JRG Sanipex, JRG Sanipex MT

#### Stopfen Rotguss Für Unterputz-Verteiler

- Werkstoff: Rotguss
  - Anschluss: Aussengewinde
- Für iFIT, INSTAFLEX, JRG Sanipex, JRG Sanipex MT

d Rp (inch)	GN (inch)	JRG Code	GF Code	SP	Weight (kg)	l1 (mm)	l2 (mm)	l3 (mm)	⊘ (mm)
¾	¾	<b>5427.092</b>	<b>351 538 702</b>	5	0.075	18.5	15.5	3	10

5430



### Cap brass For manifolds

- Description: to 5420 - 5424
  - Material: brass
  - Connection: female thread
- Für iFIT, INSTAFLEX, JRG Sanipex, JRG Sanipex MT

#### Kappe Messing Für Verteiler

- Beschreibung: zu 5420 - 5424
  - Werkstoff: Messing
  - Anschluss: Innengewinde
- Für iFIT, INSTAFLEX, JRG Sanipex, JRG Sanipex MT

Size (inch)	GN (inch)	JRG Code	GF Code	SP	Weight (kg)	d1 G (inch)	l1 (mm)	⊘ (mm)
1	1	<b>5430.000</b>	<b>355 422 501</b>	5	0.060	1	9	37

5431



### Distribution set brass

- Description: to heating-distributor, valve with hose coupling for aeration and draining, 360° rotatable
  - Material: brass
  - Connection: female thread
- For iFIT, INSTAFLEX, JRG Sanipex, JRG Sanipex MT

### Verteiler-Set Messing

- Beschreibung: für Heizungsverteiler, Ventil mit Schlauchanschluss für Entlüftung und Entleerung, 360° drehbar
  - Werkstoff: Messing
  - Anschluss: Innengewinde
- Für iFIT, INSTAFLEX, JRG Sanipex, JRG Sanipex MT

GN (mm)	JRG Code	GF Code	SP	Weight (kg)	d1 G (inch)	d2 G (inch)	l1 (mm)	l2 (mm)	z1 (mm)	⊘	□
1	5431.100	351 564 502	2	0.200	1	¾	9	52	25	32	5

5433



### Plug gunmetal For manifolds

- Description: to 5420 - 5424
  - Material: gunmetal
  - Connection: male thread
- For iFIT, INSTAFLEX, JRG Sanipex, JRG Sanipex MT

### Stopfen Rotguss Für Verteiler

- Beschreibung: zu 5420 - 5424
  - Werkstoff: Rotguss
  - Anschluss: Aussengewinde
- Für iFIT, INSTAFLEX, JRG Sanipex, JRG Sanipex MT

d1 G (inch)	JRG Code	GF Code	SP	Weight (kg)	l1 (mm)	⊘ (mm)
1	5433.000	355 441 101	5	0.120	11	37

5409



### Box extension plastic

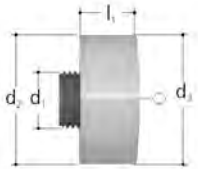
- Material: plastic
- For iFIT, INSTAFLEX, JRG Sanipex, JRG Sanipex MT

### Dosenverlängerung Kunststoff

- Werkstoff: Kunststoff
- Für iFIT, INSTAFLEX, JRG Sanipex, JRG Sanipex MT

d Rp (inch)	JRG Code	GF Code	SP	Weight (kg)	d1 (mm)	d2 (mm)	l (mm)	l1 (mm)
½	5409.060	351 564 102	10	0.018	43	47.0	66	56
¾	5409.062	351 564 103	10	0.018	43	47.0	66	56

5409



### Pressure- and protectionplug plastic for boxes

- Material: plastic
- For iFIT, INSTAFLEX, JRG Sanipex, JRG Sanipex MT

### Abpress- und Schutzstopfen Kunststoff für Dosen

- Werkstoff: Kunststoff
- Für iFIT, INSTAFLEX, JRG Sanipex, JRG Sanipex MT

GN (inch)	JRG Code	GF Code	SP	Weight (kg)	d1 G (inch)	d2 (mm)	d3 (mm)	l (mm)	l1 (mm)	⬡ (mm)
½	5409.120	351 424 801	15	0.016	½	46	47	20	20	10
¾	5409.220	351 424 701	15	0.016	¾	46	47	20	20	10

5409



### Pressure- and protectionplug plastic

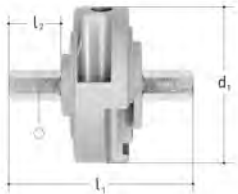
- Material: plastic
- For iFIT, INSTAFLEX, JRG Sanipex, JRG Sanipex MT

### Abpress- und Schutzstopfen Kunststoff

- Werkstoff: Kunststoff
- Für iFIT, INSTAFLEX, JRG Sanipex, JRG Sanipex MT

GN (inch)	JRG Code	GF Code	SP	Weight (kg)	d1 G (inch)	d2 (mm)	d3 (mm)	l (mm)	l1 (mm)	⬡ (mm)
½	5409.145	351 424 802	15	0.020	½	35	38	45	45	10
¾	5409.245	351 424 702	15	0.020	¾	35	38	45	45	10

5790



### Box cutter aluminium

- Description: two sides for use with all box types and drain sets from the splash watertight concealed cabinets
  - Material: aluminium
  - Connection: hexagon socket for use in cordless screwdrivers
- For iFIT, INSTAFLEX, JRG Sanipex, JRG Sanipex MT

### Rohrabschneider Aluminium

- Beschreibung: zwei Seiten zur Verwendung mit allen Dosentypen und Ablaufsets der spritzwassergeschützten UP Kästen
  - Werkstoff: Aluminium
  - Anschluss: sechskant Aufnahme zur Verwendung in Akkuschaubern
- Für iFIT, INSTAFLEX, JRG Sanipex, JRG Sanipex MT

d (inch)	JRG Code	Weight (kg)	GF Code	SP	d1 (mm)	l1 (mm)	l2 (mm)	⬡ (mm)
	5790.015	0.196	351 425 202	1	63	74	21	11



5790



### Turn up device aluminium For fixation ring

- Description: for fixation rings
- Material: aluminium
- Connection: square adapter for torque wrench (max. 7 Nm)  
Only for JRG Sanipex

### Aufdrehwerkzeug Aluminium Für Fixiering

- Beschreibung: für Fixierringe
- Werkstoff: Aluminium
- Anschluss: vierkant Aufnahme für Drehmomentschlüssel (max. 7 Nm)  
Nur für JRG Sanipex

d (inch)	JRG Code	SP	Weight (kg)	GF Code	d1 (mm)	d2 (mm)	l1 (mm)
3/8"	5790.020	1	0.285	351 414 950	80	60	70

5790



### Centering tool brass

- Material: brass
- For iFIT, INSTAFLEX, JRG Sanipex, JRG Sanipex MT

### Zentrierhilfe Messing

- Werkstoff: Messing
- Für iFIT, INSTAFLEX, JRG Sanipex, JRG Sanipex MT

d (inch)	JRG Code	SP	Weight (kg)	GF Code	d1 (mm)	d2 (mm)	l1 (mm)
1/2"	5790.025	1	0.135	351 414 951	22	8	48

5409



### Pressure- and protection plug brass

- Material: brass, plastic
- For iFIT, INSTAFLEX, JRG Sanipex, JRG Sanipex MT

### Abpress- und Schutzstopfen Messing

- Werkstoff: Messing, Kunststoff
- Für iFIT, INSTAFLEX, JRG Sanipex, JRG Sanipex MT

GN (inch)	JRG Code	GF Code	SP	Weight (kg)	d (mm)	l (mm)
1/2	5409.030	355 564 112	10	0.051	33	70

5409



### Sealing sleeve EPDM

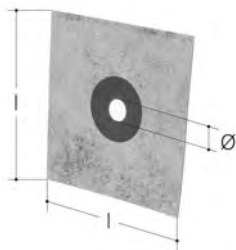
- Material: EPDM
- For iFIT, INSTAFLEX, JRG Sanipex, JRG Sanipex MT

### Tropfhülse EPDM

- Werkstoff: EPDM
- Für iFIT, INSTAFLEX, JRG Sanipex, JRG Sanipex MT

d (mm)	JRG Code	GF Code	SP	Weight (kg)	d1 (mm)	l (mm)
17	<b>5409.040</b>	<b>351 516 205</b>	25	0.015	39	65

5409



### Mesh sealing gasket rubber

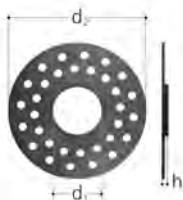
- Description: 5409.045 for fitting connectors and concealed valve sleeves / 5409.050 for box extensions and concealed pressure reducing valves
- Material: rubber
- For iFIT, INSTAFLEX, JRG Sanipex, JRG Sanipex MT

### Gewebe Abdichtungsmanschette Gummi

- Beschreibung: 5409.045 für Armaturenanschlüsse und UP-Ventilhülsen / 5409.050 für Dosenverlängerungen und UP-Druckreduzierventile
- Werkstoff: Gummi
- Für iFIT, INSTAFLEX, JRG Sanipex, JRG Sanipex MT

JRG Code	GF Code	SP	Weight (kg)	l (mm)	Ø (mm)
<b>5409.045</b>	<b>351 516 203</b>	25	0.012	120	20
<b>5409.050</b>	<b>351 516 204</b>	25	0.034	200	30

5409



### Sealing gasket rubber For box extensions

- Description: for box extensions and concealed pressure reducing valves
- Material: rubber
- For iFIT, INSTAFLEX, JRG Sanipex, JRG Sanipex MT

### Abdichtungsmanschette Gummi Für Dosenverlängerung

- Beschreibung: für Dosenverlängerungen und UP-Druckreduzierventile
- Werkstoff: Gummi
- Für iFIT, INSTAFLEX, JRG Sanipex, JRG Sanipex MT

d1 (mm)	JRG Code	GF Code	SP	Weight (kg)	d2 (mm)	h (mm)
44	<b>5409.020</b>	<b>351 564 202</b>	50	0.004	125	4

5409



### Sealing gasket rubber For threads


- Description: for fitting connectors and concealed valve sleeves
  - Material: rubber
- For iFIT, INSTAFLEX, JRG Sanipex, JRG Sanipex MT

### Abdichtungs-Manschette Gummi Für Gewinde

- Beschreibung: Für Armaturenanschlüsse und UP-Ventilhülsen
  - Werkstoff: Gummi
- Für iFIT, INSTAFLEX, JRG Sanipex, JRG Sanipex MT

d1 (mm)	JRG Code	GF Code	SP	Weight (kg)	d2 (mm)	h (mm)
26	<b>5409.012</b>	<b>351 516 201</b>	10	0.008	98	4

5409



### Noise protection single EPDM


- Material: rubber
- For iFIT, INSTAFLEX, JRG Sanipex, JRG Sanipex MT

### Schallschutzelement einfach EPDM

- Werkstoff: Gummi
- Für iFIT, INSTAFLEX, JRG Sanipex, JRG Sanipex MT

b (mm)	JRG Code	GF Code	SP	Weight (kg)	d1 (mm)	h (mm)	l1 (mm)
61	<b>5409.010</b>	<b>351 515 201</b>	10	0.011	40	11	44

5409



### Noise protection double EPDM

- Material: rubber
- For iFIT, INSTAFLEX, JRG Sanipex, JRG Sanipex MT

### Schallschutzelement doppelt EPDM

- Werkstoff: Gummi
- Für iFIT, INSTAFLEX, JRG Sanipex, JRG Sanipex MT

b (mm)	JRG Code	GF Code	SP	Weight (kg)	d1 (mm)	h (mm)	l1 (mm)
49	<b>5409.011</b>	<b>351 515 901</b>	10	0.010	40	11	54

5409



### Fixing accessories steel For shuttering walls

- Material: steel, plastic
- Consisting of: plate with lock nut M12, cross, spacer sleeves, nails  
For iFIT, INSTAFLEX, JRG Sanipex, JRG Sanipex MT

### Befestigungs-Set Stahl Für Zwischenschalung

- Werkstoff: Stahl, Kunststoff
- Bestehend aus: Platte mit Kontermutter M12, Kreuz, Distanzhülsen, Nägel  
Für iFIT, INSTAFLEX, JRG Sanipex, JRG Sanipex MT

d (mm)	JRG Code	GF Code	SP	Weight (kg)	l1 (mm)
52	5409.007	351 451 904	1	0.195	59

5409



### Shuttering protection cap plastic For boxes


- Description: for box installations on shuttering
- Material: plastic  
For iFIT, INSTAFLEX, JRG Sanipex, JRG Sanipex MT

### Schalungs Schutzkappe Kunststoff Für Dosen

- Beschreibung: für Dosenmontage auf Schalung
- Werkstoff: Kunststoff  
Für iFIT, INSTAFLEX, JRG Sanipex, JRG Sanipex MT

d (mm)	JRG Code	GF Code	SP	Weight (kg)
52	5409.006	351 423 301	40	0.005

5409



### Fixing accessories front wall steel For 90° Boxes

- Material: steel, galvanized
- Consisting of: plate with lock nut M12, screws  
For iFIT, INSTAFLEX, JRG Sanipex, JRG Sanipex MT

### Befestigungsset Vorwand Stahl Für 90° Dosen

- Werkstoff: Stahl, verzinkt
- Bestehend aus: Platte mit Kontermutter M12, Schrauben  
Für iFIT, INSTAFLEX, JRG Sanipex, JRG Sanipex MT

d (mm)	JRG Code	GF Code	SP	Weight (kg)	l1 (mm)
60	5409.005	351 451 903	1	0.100	59

5730

**Conduit PE**

- Description: in coils
  - Material: polyethylene (black)
- For iFIT, INSTAFLEX, JRG Sanipex, JRG Sanipex MT

**Schutzrohr PE**

- Beschreibung: in Ringen
  - Werkstoff: Polyethylen (schwarz)
- Für iFIT, INSTAFLEX, JRG Sanipex, JRG Sanipex MT

d (mm)	JRG Code	GF Code	SP	Weight (kg)	d1 (mm)	d2 (mm)	L (m)
12	5730.012	355 622 701	6756	4.100	18	15	100
16	5730.016	355 522 301	4	6.700	25	20	100
20	5730.020	355 552 001	1	4.500	29	23	50
25	5730.025	355 522 401	1492	6.100	34	29	50
32	5730.032	355 522 501	602	3.750	42	36	25

5725

**Pipe support bend plastic**

- Material: plastic
- For iFIT, INSTAFLEX, JRG Sanipex, JRG Sanipex MT

**Rohrführungsbogen Kunststoff**

- Werkstoff: Kunststoff
- Für iFIT, INSTAFLEX, JRG Sanipex, JRG Sanipex MT

d (mm)	JRG Code	GF Code	SP	Weight (kg)	R (mm)	s (mm)
16	5725.016	355 634 901	10	0.039	90	3.0
20	5725.020	355 635 001	10	0.070	100	5.0
25	5725.025	355 635 101	5	0.120	125	6.5

5732

**Sleeve for conduit plastic**


- Material: plastic
- For iFIT, INSTAFLEX, JRG Sanipex, JRG Sanipex MT

**Muffe für Schutzrohr Kunststoff**

- Werkstoff: Kunststoff
- Für iFIT, INSTAFLEX, JRG Sanipex, JRG Sanipex MT

d (mm)	JRG Code	GF Code	SP	Weight (kg)	d1 (mm)	l (mm)
12	5732.012	355 619 701	40	0.004	18	41
16	5732.016	355 480 501	40	0.010	25	65
20	5732.020	351 431 601	40	0.010	29	65

5733



### Coupler plastic For electric conduits

- Material: plastic  
Für iFIT, INSTAFLEX, JRG Sanipex, JRG Sanipex MT

### Muffe Kunststoff Für Elektro-Schutzrohre

- Werkstoff: Kunststoff  
Für iFIT, INSTAFLEX, JRG Sanipex, JRG Sanipex MT

d (mm)	JRG Code	GF Code	SP	Weight (kg)	d1 (mm)	d2 (mm)	l (mm)
16	5733.016	355 505 501	40	0.015	25	28	65

5734



### Protection cap plastic For conduits

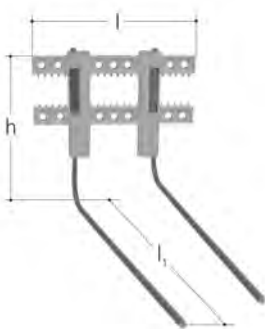
- Material: plastic  
Für iFIT, INSTAFLEX, JRG Sanipex, JRG Sanipex MT

### Schutzkappe Kunststoff für Schutzrohre

- Werkstoff: Kunststoff  
Für iFIT, INSTAFLEX, JRG Sanipex, JRG Sanipex MT

d (mm)	JRG Code	GF Code	SP	Weight (kg)	d1 (mm)	l (mm)	Color
12	5734.025	355 620 201	50	0.002	18	25	blue
12	5734.026	355 620 202	50	0.002	18	25	red
16	5734.020	351 496 101	50	0.004	25	30	blue
16	5734.021	351 496 102	50	0.004	25	30	red
20	5734.023	351 496 202	10	0.008	29	35	red
20	5734.022	351 496 201	10	0.008	29	35	blue

5736



### Pipe support plastic Single


- Material: plastic, steel
- Accessoires: Extension 5736.075  
Für iFIT, INSTAFLEX, JRG Sanipex, JRG Sanipex MT

### Rohrstütze Kunststoff Einfach

- Werkstoff: Stahl, Kunststoff
- Accessoires: Verlängerung 5736.075  
Für iFIT, INSTAFLEX, JRG Sanipex, JRG Sanipex MT

d-d (mm)	JRG Code	GF Code	SP	Weight (kg)	l (mm)	l1 (mm)	h (mm)
16 - 20	5736.055	355 565 710	10	0.600	211	366	210

5736



### Pipe support plastic Multiple

- Material: plastic, steel
- Accessoires: Extension 5736.075, additional support multiple 5736.065  
Für iFIT, INSTAFLEX, JRG Sanipex, JRG Sanipex MT

### Rohrstütze Kunststoff Mehrfach

- Werkstoff: Stahl, Kunststoff
- Accessoires: Verlängerung 5736.075, zusätzliche mehrfach Stütze 5736.065  
Für iFIT, INSTAFLEX, JRG Sanipex, JRG Sanipex MT

d-d (mm)	JRG Code	GF Code	SP	Weight (kg)	l1 (mm)	l2 (mm)	h (mm)
16 - 20	<b>5736.060</b>	<b>355 565 720</b>	10	0.993	27.5	373	180

5736



### Pipe support plastic Base plate multiple

- Description: to 5736.060
- Material: plastic
- For iFIT, INSTAFLEX, JRG Sanipex, JRG Sanipex MT

### Rohrstütze Kunststoff Grundplatte mehrfach

- Beschreibung: zu 5736.060
- Werkstoff: Kunststoff
- Für iFIT, INSTAFLEX, JRG Sanipex, JRG Sanipex MT

d-d (mm)	JRG Code	GF Code	SP	Weight (kg)	l (mm)	l1 (mm)	b (mm)
16 - 20	<b>5736.065</b>	<b>355 565 730</b>	10	0.278	440	27.5	70



### Pipe support extension steel


- Description: to 5736.050, 5736.060
- Material: reinforced steel
- For iFIT, INSTAFLEX, JRG Sanipex, JRG Sanipex MT

### Rohrstützenverlängerung Stahl

- Beschreibung: zu 5736.050, 5736.060
- Werkstoff: verstärkter Stahl
- Für iFIT, INSTAFLEX, JRG Sanipex, JRG Sanipex MT

l (mm)	JRG Code	GF Code	SP	Weight (kg)	l1 (mm)	l2 (mm)	b (mm)
800	<b>5736.075</b>	<b>355 565 741</b>	10	0.650	800	112	56

5409



**Fixing accessories steel  
For wooden boards**

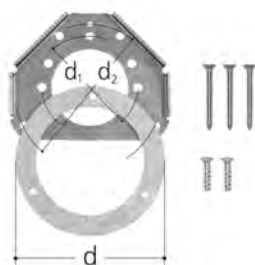
- Material: steel, galvanized
  - Consisting of: auxiliary collar, screws
- For iFIT, INSTAFLEX, JRG Sanipex, JRG Sanipex MT

**Befestigungsset Stahl  
Für den Holzbau**

- Werkstoff: Stahl, verzinkt
  - Bestehend aus: Hilfsring, Schrauben
- Für iFIT, INSTAFLEX, JRG Sanipex, JRG Sanipex MT

d1 (mm)	JRG Code	GF Code	SP	Weight (kg)	d2 (mm)
60	5409.001	351 451 901	1	0.091	78

5409



**Fixing accessories steel  
For gypsum boards**

- Material: steel, brass
  - Consisting of: auxiliary collar, assembling ring, screws
- For iFIT, INSTAFLEX, JRG Sanipex, JRG Sanipex MT

**Befestigungsset Stahl  
Für den Gipsbau**

- Werkstoff: Stahl, Messing
  - Bestehend aus: Hilfsring, Montagering, Schrauben
- Für iFIT, INSTAFLEX, JRG Sanipex, JRG Sanipex MT

d (mm)	JRG Code	GF Code	SP	Weight (kg)	d1 (mm)	d2 (mm)
73	5409.002	351 451 902	1	0.150	60	78





# Hyclean Automation System

## + Technical Data

### Materials

Gunmetal, Stainless steel, Plastics

### Dimension range

DN 15 – DN 20

### Operating pressure

to 10 bar

### Operating temperature

+5°C to +90°C

## + Technische Daten

### Werkstoffe

Rotguss, Edelstahl, Kunststoffe

### Dimensionsbereich

DN 15 – DN 20

### Betriebsdruck

bis 10 bar

### Betriebstemperatur

+5°C bis +90°C







## + Advantages

- Constant target temperature and regular water exchange
- Central controller and state display
- Logging and reporting
- Remote monitoring

## + Vorteile

- Konstante Soll-Temperatur und regelmässiger Wasseraustausch
- Zentrale Steuerung und Zustands-Anzeige
- Protokollierung und Reporting
- Fernüberwachung



# Table of contents

Master & Powerbox	500
Valves & Sensors	501
Cable & Accessories	504
Software Modules	506
US-Version	508

# Master & Powerbox

## Master & Powerbox

9900



### Hyclean Automation Master

- Description: master for max. 50 controller
- Consisting of: touchscreen 10.1", power supply, bluetooth connection, 2 plugs M12 for 2x 300m cable (500m with powerbox), 2 Rj45 jacks (Ethernet), 2 USB connections (read/write), USB jack (read only), relay output, screw set

### Hyclean Automation Master

- Beschreibung: Master für max. 50 Controller
- Bestehend aus: Touchscreen 10.1", Netzteil, Bluetooth-Anschluss, 2 Stecker M12 für 2x 300m Kabel (500m mit Powerbox), 2 Rj45 Buchsen (Ethernet), 2 USB-Anschlüsse (lesen/schreiben), USB-Buchse (nur lesen), Relais Ausgang, Schraubenset

Tension	JRG Code	GF Code	SP	Weight (kg)	l (mm)	b (mm)	h (mm)	Version
230V / 36V	<b>9900.000</b>	<b>351 110 656</b>	1	2.300	326	84	214	EU
230V / 36V	<b>9900.001</b>	<b>351 110 655</b>	1	2.300	326	84	214	CH
230V / 36V	<b>9900.003</b>	<b>351 110 679</b>	1	2.300	326	84	214	UK

9901



### Hyclean Automation Powerbox

- Description: Power supply of Hyclean Automation System for expansion of 300m cable length to max. 500m per cable line
- Consisting of: 2m power cable, screw set

### Hyclean Automation Powerbox

- Beschreibung: Stromversorgung für Hyclean Automation System für die Erweiterung von 300m Kabellänge auf max. 500m pro Kabelstrang
- Bestehend aus: 2m Stromkabel, Schraubenset

Tension	JRG Code	GF Code	SP	Weight (kg)	l (mm)	b (mm)	h (mm)	Version
230V / 36V	<b>9901.000</b>	<b>351 110 626</b>	1	1.000	244	64	164	EU
230V / 36V	<b>9901.001</b>	<b>351 110 625</b>	1	1.000	244	64	164	CH
230V / 36V	<b>9901.003</b>	<b>351 110 659</b>	1	1.000	244	64	164	UK

# Valves & Sensors Ventile & Sensoren

9910



## JRG LegioTherm 2T circulation valve gunmetal with controller

- Temperature: max. 90°C
- Material: gunmetal, stainless steel, EPDM
- Factory setting: 57°C (adjustable 0 - 90°C) thermal disinfection 70°C (adjustable 60 - 90°C)
- Connection: male thread (for union connection with flat gasket)

## JRG LegioTherm 2T Zirkulationsventil Rotguss mit Controller

- Temperatur: max. 90°C
- Werkstoff: Rotguss, Chromnickelstahl, EPDM
- Auslieferungszustand: 57°C (Einstellbereich 0 - 90°C) thermische Desinfektion 70°C (Einstellbereich 60 - 90°C)
- Anschluss: Aussengewinde (für flachdichtende Verschraubung)

DN (mm)	Size (inch)	JRG Code	GF Code	SP	Weight (kg)
15	½	9910.015	351 110 550	1	0.820
20	¾	9910.020	351 110 590	1	1.050
25	1	9910.025	351 110 630	1	1.400

DN (mm)	d1 G (inch)	d2 G (inch)	d3 Rp (inch)	l1 (mm)	l2 (mm)	l3 (mm)	l4 (mm)	b (mm)	h1 (mm)	h2 (mm)	PN (bar)	⊘ (mm)
15	¾	½	¼	75	6	24	173	90	162	50	10	6
20	1	¾	¼	87	7	24	206	92	169	54	10	6
25	1 ¼	1	¼	99	8	24	233	100	179	56	10	6

9920



## JRG LegioTherm K Flushing valve gunmetal With controller

- Temperature: max. 90°C
  - Material: gunmetal, stainless steel, EPDM
  - Factory setting: 20°C (adjustable 0 - 90°C)
  - Connection: male thread (for union connection with flat gasket)
- \*Note: Flushing valve JRG LegioTherm K must not be used without the consent of the holder of patents EP 1 845 207 B1 and DE 10 2006 017 807 B4 for use in a water system of the type described in these patents.

## JRG LegioTherm K Spülventil mit Controller, PN 10

- Temperatur: max. 90°C
  - Werkstoff: Rotguss, Chromnickelstahl, EPDM
  - Auslieferungszustand: 20°C (Einstellbereich 0 - 90°C)
  - Anschluss: Aussengewinde (für flachdichtende Verschraubung)
- \*Hinweis: Das Spülventil JRG LegioTherm K darf nicht ohne Zustimmung der Inhaberin der Patente EP 1 845 207 B1 und DE 10 2006 017 807 B4 zum Einsatz in einem Wassersystem der in den vorgenannten Patenten bezeichneten Art verwendet werden.

DN (mm)	JRG Code	GF Code	SP	Weight (kg)
15	9920.015	351 110 600	1	0.810
20	9920.020	351 110 610	1	1.020

DN (mm)	d1 G (inch)	d2 G (inch)	d3 Rp (inch)	l1 (mm)	l2 (mm)	l3 (mm)	l4 (mm)	b (mm)	h1 (mm)	h2 (mm)	PN (bar)	⊘ (mm)
15	¾	½	¼	75	6	24	173	90	162	50	10	6
20	1	¾	¼	87	7	24	206	92	169	54	10	6

9950



**JRG Flow Sensor brass**

- Temperature: max. 90°C
- Material: brass
- Connection: male thread, plug M8

**Durchflusssensor, PN 16**

- Temperatur: max. 90°C
- Werkstoff: Messing
- Anschluss: Aussengewinde, M8 Stecker

d G	DN	JRG Code	GF Code	SP	Weight (kg)	l (mm)	l1 (mm)	h (mm)	h1 (mm)	h2 (mm)	PN (bar)
1 (inch)	20 (mm)	9950.020	351 110 772	1	0.250	60	15	999	49	32	16

9951



**JRG T-Sensor gunmetal**

- Description: Temperature sensor PT 1000
- Temperature: max. 90°C
- Material: gunmetal
- Connection: male thread, plug M8

**T-Sensor**

- Beschreibung: Temperaturfühler PT 1000
- Temperatur: max. 90°C
- Werkstoff: Rotguss
- Anschluss: Aussengewinde, M8 Stecker

d (mm)	JRG Code	SP	Weight (kg)	GF Code	d1 G (inch)	d2 G (inch)	d3 G (inch)	d4 Rp (inch)	l (mm)	l1 (mm)	h (mm)	h1 (mm)
15	9951.015	1	0.460	351 110 535	3/4	1/2	3/4	1/4	173	75	50	162
20	9951.020	1	0.570	351 110 661	1	3/4	1	1/4	206	87	52	168

9952



**T-Sensor, dimension independent**

- Description: Temperature sensor PT 1000
- Temperature: max. 90°C
- Connection: plug M8

**T-Sensor, dimensionsunabhängig**

- Beschreibung: Temperaturfühler PT 1000
- Temperatur: max. 90°C
- Anschluss: M8 Stecker

d (inch)	JRG Code	GF Code	SP	Weight (kg)	G (inch)	l (m)	⊘ (mm)
1/4	9952.000	351 110 611	1	0.150	1/4	1	17

9953



### Drain Surveillance

- Description: to 9910, 9920
- Connection: plug M8
- Consisting of: float switch, bracket, cable, cable ties

### Ablaufüberwachung

- Beschreibung: zu 9910, 9920
- Anschluss: M8 Stecker
- Bestehend aus: Schwimmerschalter, Halterung, Kabel, Kabelbinder

JRG Code	GF Code	SP	Weight (kg)	l (mm)	l1 (mm)	h (mm)	b (mm)
9953.000	351 110 763	1	0.162	1000	24	250	30

9902



### Uni Controller

The Uni Controller is connected in series with the other Hycleen AS Controllers. It allows the connection of two 4-20 mA sensors (external Hycleen AS sensors or sensors of other manufacturers) as well as the connection of actuators via a 24V/230V relay output, and/or a 4-20mA IN/OUT signal. The programming is done via the masters.

- Temperature: ambient temperature 0-45°C
- Raw Material: Plastic
- Connection: 2x M12, 2x M8 for external sensors, 1X M12 4-20mA IN/OUT, 1 x RD 24 (24V/230V relay)

### Uni Controller

Der Uni Controller ermöglicht den Anschluss von 2 externen Sensoren sowie den Anschluss von Aktoren über einen 24/230V Relaisausgang, und oder ein 4-20mA IN/OUT-Signal. Die Programmierung erfolgt über die Master Aktor Automation Applikation.

- Temperatur: Umgebungstemperatur 0-45°C
- Werkstoff: Kunststoff
- Anschluss: 2x M12, 2x M8 für externen 4-20 mA Sensoren, 1x M12 4-20 mA IN/OUT, 1x RD 24 (24V/230V Relais)



JRG Code	Weight (kg)	GF Code	SP	h (mm)	l (mm)	b (mm)
9902.000	0.4	351 110 645	1	93	125	90



# Cable & Accessories

## Kabel & Accessoires

9940



### Hycleen Automation power supply and communication cable

- Description: For serial connection of Hycleen Automation System components (master, controller), incl. 2x M12 plugs, ROHS

### Hycleen Automation Spannungsversorgungs- und Kommunikationskabel

- Beschreibung: Für serielle Verbindung von Hycleen Automation System Komponenten (Master, Controller), inkl. 2x M12 Stecker, ROHS

L (m)	Tension (V)	JRG Code	GF Code	SP	Weight (kg)	d (mm)	d1 (mm)
1.5	36V	9940.001	351 110 581	1	0.110	14.5	6.8
3	36V	9940.003	351 110 541	1	0.110	14.5	6.8
5	36V	9940.005	351 110 582	1	0.300	14.5	6.8
10	36V	9940.010	351 110 583	1	0.630	14.5	6.8
20	36V	9940.020	351 110 584	1	1.240	14.5	6.8
50	36V	9940.050	351 110 585	1	3.200	14.5	6.8

9941



### Hycleen Automation Coupling

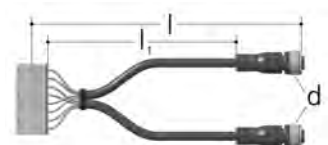
- Description: Coupling between 2 Hycleen Automation power supply and communication cable
- Connection: plug M12

### Hycleen Automation Kupplung

- Beschreibung: Kupplung zwischen 2 Hycleen Automation Spannungsversorgungs- und Kommunikationskabel
- Anschluss: M12 Stecker

JRG Code	GF Code	SP	Weight (kg)	l (mm)	h (mm)
9941.000	351 110 586	1	0.014	58	14

9942



### Hycleen Automation Retrofit cable kit

- Description: Adapter cable kit for JRG LegioTherm cable

### Hycleen Automation Retrofit Kabelsatz

- Beschreibung: Adapterkabelsatz für JRG LegioTherm Kabel

d	JRG Code	GF Code	SP	Weight (kg)	l (mm)	l1 (mm)
M12	9942.000	351 110 588	1	0.215	350	300



9943



### Sensor Extension Cable

- Description: connection between sensor and controller
- Connection: plug M8

### Verlängerungskabel Sensor

- Beschreibung: Verbindung zwischen Sensor und Controller
- Anschluss: M8 Stecker

GF Code	SP	Weight (kg)	JRG Code	l (m)	l1 (mm)	l2 (mm)
351 110 662	1	0.110	9943.005	5	34	42

9944



### Hycleen Automation Relay cable

Cable to connect the Uni Controller relay connector (24V/230V) with actuators to automate them using the actuator automation application.

- Connection: RD24 plug

### Hycleen Automation Relais Kabel

Kabel zur Verbindung vom Uni Controller Relais-Stecker (24V/230V) mit Aktoren zur Automatisierung dieser mittels der Aktor Automation Applikation.

- Anschluss: RD24 Stecker

l (m)	JRG Code	Weight (kg)	GF Code	SP	l1 (mm)
5	9944.005	0.4	351 110 672	1	63

9945



### Hycleen Automation 4 20 mA cable

Cable to connect Uni Controller 4-20 mA connectors with actuators. Control and programming of actuators via the master.

- Connection: M12 Plug

### Hycleen Automation 4-20 mA Kabel

Kabel zur Verbindung von Uni Controller 4-20 mA Stecker mit Aktoren. Steuerung und Programmierung von Aktoren über der Master.

- Anschluss: M12 Stecker

l (m)	JRG Code	Weight (kg)	GF Code	SP	l (mm)
5	9945.005	0.2	351 110 674	1	42

# Software Modules

## Software Module

9980



### BMS Gateway REST API/JSON

- Description: interface for data communication

### GLT Schnittstelle REST API/JSON

- Beschreibung: Schnittstelle für Datenkommunikation

JRG Code	GF Code	SP
9980.000	351 110 790	1

9980



### BMS Gateway BACnet IP

- Description: interface for data communication

### GLT Schnittstelle BACnet IP

- Beschreibung: Schnittstelle für Datenkommunikation

JRG Code	SP	GF Code
9980.001	1	351 110 791



### Actuator Automation License

License to activate the Actuator Automation Application module. This license allows you to program the Master and Uni Controller relays and the 4-20 mA input/output from the Uni Controller. Further building and process automation is possible.

### Aktor Automation Lizenz

Lizenz zur Aktivierung des Moduls Aktor Automation Applikation. Diese Lizenz erlaubt es Ihnen, die Master und Uni Controller Relais und den 4-20 mA Ein/Ausgang vom Uni Controller zu programmieren. Weiterführende Gebäude- und Prozessautomatisierungen sind damit möglich.

JRG Code	SP	GF Code
9981.000	1	351 110 792



### Master Relay License

License for activating the Master-Relay module. This license allows you to program the Master Relays using the Actuator Automation application. Further building and process automation is possible. You will receive this module for free after registering your Hycleen Automation System on the Georg Fischer platform.  
\*on request\*

### Master Relais Lizenz

Lizenz zur Aktivierung des Moduls Master-Relais. Diese Lizenz erlaubt es Ihnen, die Master Relais mittels der Aktor Automation Applikation zu programmieren. Weiterführende Gebäude- und Prozessautomatisierungen sind damit möglich. Sie erhalten dieses Modul kostenlos nach einer Registrierung Ihres Hycleen Automation System auf der Georg Fischer Plattform.  
\*auf Anfrage\*

JRG Code	GF Code	SP
9981.001	351 110 793	1



### Hycleen Connect

- Cloud-based remote access for digital monitoring and control of your potable water installation
- Remote monitoring
- Remote access
- Alarming
- Asset manager
- Data mangement
- Register your Hycleen Master online on [connect.gfps.com](http://connect.gfps.com) and purchase your Hycleen Connect remote access subscription
- Hycleen Connect is a subscription service that runs on a monthly fee basis
- The Internet connection from Hycleen Master to the cloud must be provided by the user

### Hycleen Connect

- Cloud-basierter Fernzugriff für die digitale Überwachung und Steuerung Ihrer Trinkwasserinstallation
- Fernüberwachung
- Fernzugriff
- Alarmierung
- Assetmanager
- Datamangement
- Registrieren Sie Ihren Hycleen Master online auf [connect.gfps.com](http://connect.gfps.com) und erwerben Sie Ihr Hycleen Connect Fernzugriffsabo
- Hycleen Connect ist ein Abonnements-Service der auf monatlicher Gebührenbasis läuft
- Die Internet Verbindung vom Hycleen Master in die Cloud muss vom Nutzer bereit gestellt werden

JRG Code	GF Code	Controller
9982.001	351 110 795	1
9982.002	351 110 796	1
9982.003	351 110 797	1
9982.004	351 110 798	1



### Hycleen Automation Commissioning

### Hycleen Automation Inbetriebnahme

JRG Code	GF Code	SP
9970.000	351 110 783	1

# US-Version US-Version



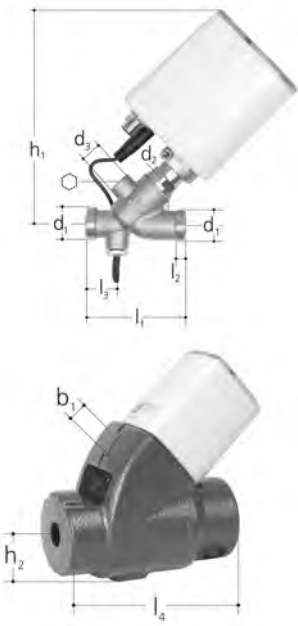
## Hyclean Automation Master (US)

- Description: master for max. 50 controller
- Material: plastic
- Consisting of: touchscreen 10.1", power supply, bluetooth connection, 2 plugs M12 for 2x 984ft cable, 2 Rj45 jacks (Ethernet), 2 USB connections (read/write), USB jack (read only), relay output, screw set

## Hyclean Automation Master (US)

- Beschreibung: Master für max. 50 Controller
- Werkstoff: Kunststoff
- Bestehend aus: Touchscreen 10.1", Netzteil, Bluetooth-Anschluss, 2 Stecker M12 für 2x 300m Kabel (500m mit Powerbox), 2 Rj45 Buchsen (Ethernet), 2 USB-Anschlüsse (lesen/schreiben), USB-Buchse (nur lesen), Relais Ausgang, Schraubenset

Tension	JRG Code	Weight (lb)	l (inch)	b (inch)	h (inch)	Version
110V / 36V	9900.002	5.07	12 53/64	3 5/16	8 27/64	USA



## JRG LegioTherm 2T Circulation valve with controller (US) PN10

- Temperature: max. 194°F
- Material: low lead brass
- Factory setting: 134°F (adjustable 32-194°F) thermal disinfection 158°F (adjustable 140-194°F)
- Connection: male thread (for union connection with flat gasket)

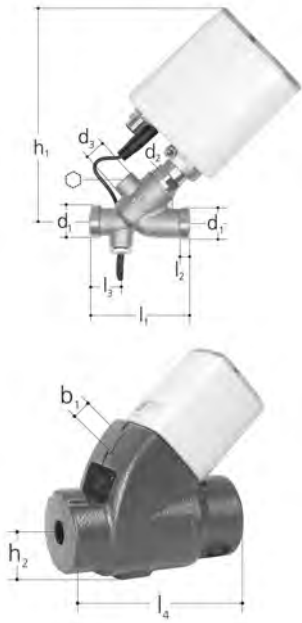
## JRG LegioTherm 2T Zirkulationsventil mit Controller (US) PN10

- Temperatur: max. 90°C
- Werkstoff: Rotguss, bleiarm
- Auslieferungszustand: 134°C (einstellbereich 32 - 194°C) thermische Desinfektion 158°C (einstellbereich 140 - 194°C)
- Anschluss: Aussengewinde (für flachdichtende Verschraubung)

DN (mm)	JRG Code	GF Code	SP
15	9919.010	351 110 780	1
20	9919.020	351 110 781	1

DN (mm)	Weight (lb)	d1 G (inch)	d2 G (inch)	d3 Rp (inch)	l1 (inch)	l2 (inch)	l3 (inch)	l4 (inch)	b (inch)	h1 (inch)	h2 (inch)
15	1.807	3/4	1/2	1/4	2 61/64	15/64	15/16	6 13/16	3 35/64	6 3/8	1 31/32
20	2.314	1	3/4	1/4	3 27/64	9/32	15/16	8 7/64	3 5/8	6 21/32	2 1/8

DN (mm)	⊙ (mm)
15	6
20	6



### JRG LegioTherm K Flushing valve with controller (US) PN10

- Temperature: max. 194°F
- Material: low lead brass
- Factory setting: 77°F (adjustable 34-194°F)
- Connection: male thread (for union connection with flat gasket)

### JRG LegioTherm K Spülventil mit Controller (US) PN10

- Temperatur: max. 90°C
- Werkstoff: Rotguss, bleiarm
- Auslieferungszustand: 77°C (einstellbar 34 - 194°C)
- Anschluss: Aussengewinde (für flachdichtende Verschraubung)

DN (mm)	JRG Code
15	9929.015
20	9929.020

DN (mm)	Weight (lb)	d1 G (inch)	d2 G (inch)	d3 Rp (inch)	l1 (inch)	l2 (inch)	l3 (inch)	l4 (inch)	b (inch)	h1 (inch)	h2 (inch)
15	1.807	3/4	1/2	1/4	2 61/64	15/64	15/16	6 13/16	3 35/64	6 3/8	1 31/32
20	2.314	1	3/4	1/4	3 27/64	9/32	15/16	8 7/64	3 5/8	6 21/32	2 1/8

DN (mm)	⊘ (mm)
15	6
20	6



### Hycleen Automation power supply and communication cable (US)

- Description: For serial connection of Hycleen Automation System components (master, controller), incl. 2x M12 plugs, ROHS

### Hycleen Automation Spannungsversorgungs- und Kommunikationskabel (US)

- Beschreibung: Für serielle Verbindung von Hycleen Automation System Komponenten (Master, Controller), inkl. 2x M12 Stecker, ROHS

L (ft)	Tension	JRG Code	GF Code	SP	Weight (lb)	d (inch)	d1 (inch)
4.921	36V	9940.001	351 110 581	1	0.242	37/64	17/64
16.404	36V	9940.005	351 110 582	1	0.661	37/64	17/64
32.808	36V	9940.010	351 110 583	1	1.388	37/64	17/64
65.616	36V	9940.020	351 110 584	1	2.733	37/64	17/64
164.041	36V	9940.050	351 110 585	1	7.054	37/64	17/64



### Hycleen Automation Coupling (US)

- Description: Coupling between 2 Hycleen Automation power supply and communication cable

### Hycleen Automation Kupplung (US)

- Beschreibung: Kupplung zwischen 2 Hycleen Automation Spannungsversorgungs- und Kommunikationskabel

JRG Code	SP	GF Code	Weight (lb)	l (inch)	h (inch)
9941.000	1	351 110 586	0.220	2 9/32	35/64

# Index

Code	Page	Code	Page	Code	Page	Code	Page
.1300.240	6	1135.640	12	1339.720	174	1615.018	34
.1300.320	6	1135.720	12	1350.400	18	1615.022	34
.1300.400	6	1136.240	12	1350.480	18	1615.028	34
.1300.480	6	1136.320	12	1350.560	18	1615.035	34
.1300.560	6	1136.400	12	1350.640	18	1615.042	34
.1300.640	6	1136.480	12	1353.025	19	1615.054	34
.1300.720	6	1136.560	12	1353.032	19	1628.240	106
.1303.015	7	1136.640	12	1353.040	19	1628.320	106
.1303.020	7	1136.720	12	1353.050	19	1628.400	106
.1303.025	7	1140.065	5	1360.400	19	1628.480	106
.1303.032	7	1140.080	5	1360.480	19	1628.560	106
.1303.040	7	1140.100	5	1360.560	19	1628.640	106
.1303.050	7	1146.065	13	1360.640	19	1628.720	107
.1303.065	7	1146.080	13	1370.025	20	1630.320	30
.1310.240	9	1300.240	5	1370.032	20	1630.400	30
.1310.320	9	1300.320	5	1371.025	20	1630.480	30
.1310.400	9	1300.400	5	1371.032	20	1631.020	30
.1310.480	9	1300.480	5	1380.001	21	1631.025	30
.1310.560	9	1300.560	5	1380.320	21	1631.032	30
.1310.640	9	1300.640	5	1381.320	22	1648.240	107
.1310.720	9	1300.720	5	1382.320	23	1648.320	107
.1320.240	10	1303.015	7	1383.320	23	1648.400	107
.1320.320	10	1303.020	7	1384.320	23	1648.480	107
.1320.400	10	1303.025	7	1385.320	23	1648.560	107
.1320.480	10	1303.032	7	1386.320	24	1648.640	107
.1320.560	10	1303.040	7	1387.320	21	1648.720	107
.1320.640	10	1303.050	7	1388.320	22	1650.080	31
.1320.720	10	1303.065	7	1389.320	22	1650.100	31
.1330.240	11	1310.240	8	1511.400	24	167 547 812	430
.1330.320	11	1310.320	8	1511.480	24	1672.240	35
.1330.400	11	1310.400	8	1521.400	25	1672.320	35
.1330.480	12	1310.480	8	1521.480	25	1672.400	35
.1330.560	12	1310.560	8	1531.480	26	1672.480	35
.1330.640	12	1310.640	8	1541.400	27	1682.240	35
.1330.720	12	1310.720	8	1541.480	27	1682.320	35
.1511.400	25	1319.240	173	1542.400	27	1682.400	35
.1511.480	25	1319.320	173	1542.480	27	1682.480	35
0560.400	107	1319.400	173	1610.240	31	1682.560	35
0560.480	107	1319.480	173	1610.320	31	1682.640	35
0560.560	107	1319.560	173	1610.400	31	1684.240	36
0560.640	107	1319.640	173	1610.480	31	1684.320	36
0560.720	107	1319.720	173	1610.560	31	1684.400	36
1025.240	1	1320.240	9	1610.640	31	1800.320	37
1025.320	1	1320.320	9	1610.720	31	1801.000	44
1025.400	1	1320.400	9	1611.015	32	1812.160	37
1028.240	1	1320.480	10	1611.020	32	1812.240	37
1028.320	1	1320.560	10	1611.025	32	1812.320	37
1028.400	1	1320.640	10	1611.032	32	1812.400	37
1040.240	4, 29	1320.720	10	1611.040	32	1812.480	37
1045.001	4	1330.240	11	1611.050	32	1812.560	38
1045.002	4	1330.320	11	1611.065	32	1812.640	38
1045.320	3	1330.400	11	1612.016	33, 311	1812.720	38
1045.321	3	1330.480	11	1612.020	33, 311	1812.800	38
1045.400	3	1330.560	11	1612.026	33, 311	1814.040	38
1048.320	3	1330.640	11	1612.032	33, 311	1814.050	38
1048.321	4	1330.720	11	1612.040	33, 311	1814.065	38
1048.400	3	1339.240	174	1612.050	33, 311	1814.080	38
1135.240	12	1339.320	174	1612.063	33, 311	1830.400	39
1135.320	12	1339.400	174	1614.040	33	1830.480	39
1135.400	12	1339.480	174	1614.050	33	1830.560	39
1135.480	12	1339.560	174	1614.065	33	1830.640	39
1135.560	12	1339.640	174	1615.015	34	1836.400	39

# Index

Code	Page	Code	Page	Code	Page	Code	Page
1836.480	39	3000.065	59	3410.808	63	350 275 404	36
1836.560	39	3100.018	59	3412.605	64	350 275 501	36
1836.640	39	3100.026	59	3412.608	64	350 277 901	57
1838.020	45	3100.038	59	3412.805	64	350 277 903	57
1838.050	45	3100.042	59	3412.808	64	350 278 401	36
1838.100	45	3100.050	59	3415.240	71	350 279 001	36
1838.150	45	3100.055	59	3415.320	71	350 281 409	59
1839.001	45	3100.060	59	3415.400	71	350 281 410	60
1839.050	45	3100.065	59	3415.480	71	350 281 414	60
1839.100	45	3100.118	60	3415.560	71	350 281 415	60
1840.025	40	3100.126	60	3415.640	71	350 281 416	60
1840.032	40	3100.138	60	3419608	176	350 281 417	60
1840.040	40	3100.142	60	3419808	176	350 281 421	59
1840.050	40	3100.150	60	3480.320	71	350 281 422	59
1840.400	40	3110.018	61	3480.400	71	350 281 423	59
1840.480	40	3110.026	61	3480.480	71	350 281 425	59
1840.560	40	3110.038	61	3480.560	71	350 281 426	59
1840.640	40	3110.042	61	3480.640	71	350 281 427	59
1846.400	41	3110.050	61	350 110 601	14	350 281 428	59
1846.480	41	3110.055	61	350 110 602	14	350 281 801	61
1846.560	41	3110.060	61	350 202 601	67	350 281 802	61
1846.640	41	3400.910	62	350 211 001	146	350 281 803	61
1848.000	46	3400.912	62	350 211 101	146	350 281 805	61
1849.000	46	3400.914	62	350 211 201	146	350 281 806	61
1850.065	41	3400.916	62	350 211 202	146	350 281 807	61
1850.080	41	3400.918	62	350 211 301	146	350 281 808	61
1850.100	41	3400.920	62	350 216 901	68	350 295 601	59
1870.025	42	3400.922	62	350 217 101	68	350 295 605	59
1870.032	42	3400.924	62	350 218 301	159	350 295 606	59
1871.025	42	3400.926	62	350 218 302	159	350 295 607	59
1871.032	42	3400.928	62	350 218 401	156	350 296 901	172
1880.040	43	3400.930	62	350 218 429	157	350 296 902	171
1880.050	43	3400.932	62	350 219 201	67	350 330 901	160
1881.040	43	3400.934	62	350 228 902	131	350 331 601	160
1881.050	43	3400.936	62	350 229 002	131	350 331 701	160
2171.100	51	3400.938	62	350 229 102	131	350 331 801	160
2180.000	51	3400.940	62	350 229 205	132	350 331 901	160
2190.320	52	3400.942	62	350 229 305	132	350 331 925	161
2190.400	52	3400.944	62	350 229 405	132	350 332 001	160
2190.480	52	3400.946	62	350 239 301	146	350 332 032	161
2191.020	52	3400.948	62	350 243 802	131	350 332 101	160
2191.025	52	3400.950	62	350 243 905	132	350 332 140	161
2191.032	52	3400.952	62	350 253 301	68	350 332 201	160
2200.240	53	3400.954	62	350 253 401	68	350 332 250	161
2200.241	53	3400.956	62	350 253 466	175	350 332 365	161
2200.320	53	3400.958	62	350 253 501	68	350 332 465	161
2200.321	53	3400.960	62	350 253 566	175	350 332 480	161
2203.015	54	3400.962	62	350 253 601	68	350 332 565	162
2203.020	54	3400.964	62	350 253 666	175	350 342 601	14
2210.240	54	3400.966	62	350 253 701	68	350 344 701	12
2210.320	54	3400.968	62	350 253 766	175	350 344 801	12
2230.240	55	3409.936	175	350 260 502	13	350 344 901	12
2230.241	55	3409.946	175	350 260 503	13	350 345 001	12
2230.320	55	3409.956	175	350 260 504	14	350 345 101	12
2230.321	55	3409.966	175	350 260 505	14	350 345 201	12
2233.015	56	3410.601	63	350 261 205	133	350 461 401	147
2233.020	56	3410.605	63	350 261 405	133	350 461 402	147
2240.240	56	3410.606	63	350 275 006	35	350 461 403	147
2240.320	56	3410.608	63	350 275 103	35	350 461 404	147
3000.050	59	3410.801	63	350 275 106	35	350 461 405	147
3000.055	59	3410.805	63	350 275 203	35	350 461 406	147
3000.060	59	3410.806	63	350 275 401	36	350 461 407	147

# Index

Code	Page	Code	Page	Code	Page	Code	Page
350 461 408	147	350 599 955	4	350 712 982	56	350 736 768	173
350 461 409	147	350 599 980	3	350 712 983	56	350 736 868	173
350 484 102	66	350 664 301	72	350 712 984	55	350 736 968	173
350 484 201	66	350 667 301	72	350 713 080	55	350 737 068	174
350 484 301	66	350 667 401	72	350 713 082	56	350 737 168	174
350 484 401	66	350 667 501	72	350 713 083	56	350 737 268	174
350 484 601	66	350 678 801	12	350 713 084	55	350 737 368	174
350 484 801	66	350 678 901	14	350 719 911	17	350 737 468	174
350 485 601	66	350 690 001	39	350 719 912	17	350 737 568	174
350 485 701	66	350 690 002	39	350 719 913	17	350 737 668	174
350 485 801	66	350 690 003	39	350 719 914	17	350 739 001	21
350 485 901	66	350 690 004	39	350 720 301	18	350 739 016	21
350 486 001	66	350 690 101	39	350 720 401	18	350 739 080	23
350 486 101	66	350 690 102	39	350 720 501	18	350 739 081	23
350 493 201	37	350 690 103	39	350 720 601	18	350 739 082	23
350 496 701	12	350 690 104	39	350 720 701	18	350 739 083	23
350 496 801	12	350 690 201	40	350 720 801	18	350 739 084	22
350 496 901	12	350 690 202	40	350 722 102	16	350 739 086	24
350 497 001	12	350 690 203	40	350 722 202	16	350 739 088	21
350 497 101	12	350 690 204	40	350 722 302	16	350 739 090	171
350 497 201	12	350 690 209	40	350 722 402	16	350 739 095	22
350 542 301	5	350 690 210	40	350 722 501	16	350 739 097	22
350 542 401	5	350 690 211	40	350 722 601	16	350 740 101	7
350 542 501	5	350 690 212	40	350 722 702	17	350 740 131	6
350 544 701	14	350 690 301	41	350 722 802	17	350 740 141	9
350 544 702	14	350 690 302	41	350 722 902	17	350 740 151	10
350 565 901	44	350 690 303	41	350 723 002	17	350 740 161	11
350 581 101	15	350 690 304	41	350 723 102	17	350 740 201	7
350 584 101	46	350 690 401	18	350 723 202	17	350 740 231	6
350 585 901	14	350 690 402	18	350 731 001	5	350 740 241	9
350 586 901	68	350 690 403	18	350 731 101	5	350 740 251	10
350 588 202	45	350 690 404	18	350 731 201	5	350 740 261	11
350 588 702	45	350 690 501	19	350 731 301	5	350 740 301	7
350 590 102	45	350 690 502	19	350 731 401	5	350 740 331	6
350 590 202	45	350 690 503	19	350 731 501	5	350 740 341	9
350 590 302	45	350 690 504	19	350 731 601	8	350 740 351	10
350 590 502	45	350 690 601	19	350 731 701	8	350 740 361	11
350 590 514	45	350 690 602	19	350 731 801	8	350 740 401	7
350 590 801	146	350 690 603	19	350 731 901	8	350 740 431	6
350 594 601	12	350 690 604	19	350 732 001	8	350 740 441	9
350 597 601	71	350 690 825	44	350 732 101	8	350 740 451	10
350 597 701	71	350 690 840	20	350 732 801	11	350 740 461	12
350 597 801	71	350 690 841	20	350 732 901	11	350 740 501	7
350 597 901	71	350 690 842	42	350 733 001	11	350 740 531	6
350 598 001	71	350 690 843	42	350 733 101	11	350 740 541	9
350 598 401	157	350 690 845	44	350 733 201	11	350 740 551	10
350 598 501	157	350 690 910	46	350 733 301	11	350 740 561	12
350 598 503	157	350 690 932	20	350 734 001	9	350 740 601	7
350 599 001	157	350 690 933	20	350 734 101	9	350 740 631	6
350 599 481	1	350 690 969	42	350 734 201	9	350 740 641	9
350 599 581	1	350 690 971	42	350 734 301	10	350 740 651	10
350 599 610	1	350 691 012	43	350 734 401	10	350 740 661	12
350 599 902	4, 29	350 691 013	43	350 734 501	10	350 740 701	7
350 599 928	3	350 691 014	43	350 734 601	5	350 740 731	6
350 599 937	4	350 691 015	43	350 734 701	7	350 740 741	9
350 599 938	4	350 712 301	7	350 734 801	8	350 740 751	10
350 599 940	3	350 712 401	7	350 735 001	10	350 740 761	12
350 599 944	1	350 712 501	7	350 735 201	11	350 756 701	71
350 599 945	1	350 712 601	7	350 736 368	173	350 756 801	71
350 599 946	1	350 712 701	7	350 736 468	173	350 759 901	160
350 599 952	3	350 712 801	7	350 736 568	173	350 759 902	69
350 599 953	3	350 712 980	55	350 736 668	173	350 760 010	71



# Index

Code	Page	Code	Page	Code	Page	Code	Page
350 760 011	62	350 768 801	69	350 831 421	72	350 869 802	47
350 760 012	62	350 769 801	71	350 831 422	72	350 869 902	47
350 760 013	62	350 769 901	71	350 831 501	73	350 870 201	48
350 760 014	62	350 773 102	78	350 831 566	176	350 870 301	48
350 760 017	62	350 773 103	78	350 831 702	143	350 870 401	48
350 760 068	175	350 773 104	78	350 831 703	143	350 870 501	48
350 760 110	71	350 773 105	78	350 831 704	143	350 870 601	48
350 760 111	62	350 773 106	78	350 832 210	139	350 870 702	48
350 760 112	62	350 782 280	53	350 835 220	75	350 870 802	48
350 760 113	62	350 782 282	54	350 835 320	75	350 870 902	37
350 760 114	62	350 782 283	54	350 835 420	75	350 871 002	37
350 760 117	62	350 782 284	53	350 835 520	75	350 871 102	37
350 760 168	175	350 782 380	53	350 835 620	75	350 871 202	37
350 760 210	71	350 782 382	54	350 835 720	75	350 871 302	38
350 760 211	62	350 782 383	54	350 835 820	75	350 871 340	38
350 760 212	62	350 782 384	53	350 835 920	75	350 871 350	38
350 760 213	62	350 783 101	29	350 836 020	75	350 871 365	38
350 760 214	62	350 789 612	146	350 836 120	76	350 871 380	38
350 760 217	62	350 789 615	146	350 836 220	76	350 871 402	38
350 760 268	175	350 791 001	77	350 836 320	76	350 871 502	38
350 760 310	71	350 791 101	77	350 836 420	76	350 871 602	38
350 760 311	62	350 791 201	77	350 836 520	76	350 872 102	37
350 760 312	62	350 791 301	77	350 836 620	76	350 874 005	133
350 760 313	62	350 791 401	78	350 836 720	76	350 874 105	133
350 760 314	62	350 791 501	78	350 836 820	76	350 874 205	133
350 760 317	62	350 791 601	78	350 836 920	76	350 874 305	133
350 760 368	175	350 791 701	78	350 837 020	76	350 877 801	158
350 760 410	71	350 794 801	15	350 847 501	57	350 877 802	158
350 760 411	62	350 802 002	112	350 847 502	57	350 877 901	158
350 760 412	62	350 802 202	121	350 848 901	58	350 883 901	107
350 760 413	62	350 803 201	168	350 848 902	58	350 884 401	107
350 760 414	62	350 803 401	168	350 849 001	58	350 884 801	107
350 760 417	62	350 808 610	107	350 849 002	58	350 885 201	107
350 760 510	71	350 808 710	107	350 849 101	51	350 885 601	107
350 760 511	62	350 808 810	107	350 849 701	74	350 887 966	177
350 760 512	62	350 808 910	107	350 850 001	35	350 892 511	65
350 760 513	62	350 809 010	107	350 850 002	35	350 892 512	65
350 760 514	62	350 809 110	107	350 850 003	35	350 894 000	105
350 760 517	62	350 809 210	107	350 850 004	35	350 894 005	106
350 761 801	70	350 818 704	102	350 850 005	35	350 894 008	106
350 761 901	70	350 818 706	86	350 850 006	35	350 894 080	110
350 762 001	70	350 818 707	92	350 850 036	37	350 894 086	108
350 762 101	70	350 818 718	99	350 850 046	37	350 894 087	108
350 762 201	70	350 818 719	99	350 850 056	37	350 894 088	109
350 762 301	70	350 818 720	99	350 850 066	37	350 894 089	109
350 767 212	64	350 818 721	99	350 850 076	37	350 894 100	105
350 767 213	64	350 818 722	100	350 850 086	37	350 894 105	106
350 767 214	63	350 818 723	88	350 868 002	49	350 894 108	106
350 767 215	63	350 818 724	96	350 868 102	49	350 894 180	110
350 767 216	63	350 818 806	86	350 868 202	49	350 894 200	105
350 767 218	63	350 818 807	92	350 868 301	49	350 894 205	106
350 767 268	176	350 818 818	88	350 868 401	49	350 894 208	106
350 767 412	64	350 818 819	96	350 868 501	49	350 894 280	110
350 767 413	64	350 823 401	77	350 868 601	49	350 894 286	108
350 767 414	63	350 823 501	78	350 868 701	49	350 894 287	108
350 767 415	63	350 830 151	132	350 869 201	48	350 894 288	109
350 767 416	63	350 830 182	73	350 869 202	47	350 894 289	109
350 767 418	63	350 830 183	74	350 869 301	47	350 894 300	105
350 767 468	176	350 830 191	70	350 869 401	47	350 894 305	106
350 767 701	70	350 830 192	69	350 869 501	47	350 894 308	106
350 767 801	70	350 830 194	70	350 869 601	47	350 894 380	110
350 768 601	69	350 831 401	73	350 869 701	47	350 894 386	108

# Index

Code	Page	Code	Page	Code	Page	Code	Page
350 894 387	108	350 895 364	79	350 895 677	95	350 895 819	115
350 894 388	109	350 895 366	80	350 895 678	95	350 895 820	116
350 894 389	109	350 895 368	80	350 895 679	95	350 895 821	116
350 894 400	105	350 895 400	121	350 895 680	95	350 895 822	116
350 894 405	106	350 895 417	81	350 895 681	95	350 895 823	116
350 894 408	106	350 895 460	79	350 895 682	95	350 895 824	117
350 894 480	110	350 895 461	79	350 895 683	95	350 895 825	117
350 894 486	108	350 895 464	79	350 895 684	95	350 895 826	118
350 894 487	108	350 895 466	80	350 895 685	95	350 895 827	118
350 894 488	109	350 895 468	80	350 895 686	95	350 895 828	113
350 894 489	109	350 895 526	90	350 895 687	95	350 895 830	119
350 894 500	105	350 895 527	90	350 895 688	95	350 895 847	113
350 894 505	106	350 895 528	90	350 895 689	95	350 895 848	113
350 894 508	106	350 895 529	90	350 895 690	95	350 895 849	113
350 894 600	105	350 895 540	2	350 895 691	96	350 895 850	113
350 894 605	106	350 895 550	2	350 895 692	96	350 895 851	114
350 894 608	107	350 895 600	85	350 895 693	96	350 895 852	119
350 894 700	105	350 895 601	85	350 895 694	97	350 895 853	119
350 894 800	120	350 895 602	85	350 895 695	97	350 895 854	119
350 894 803	29	350 895 603	85	350 895 696	97	350 895 855	119
350 894 880	122	350 895 604	85	350 895 697	97	350 895 856	120
350 894 900	120	350 895 605	85	350 895 726	86	350 895 859	115
350 894 917	81	350 895 612	87	350 895 727	86	350 895 860	115
350 894 968	80	350 895 613	87	350 895 728	86	350 895 861	115
350 894 980	122	350 895 614	87	350 895 729	86	350 895 862	116
350 895 000	120	350 895 615	87	350 895 730	87	350 895 900	74
350 895 003	29	350 895 616	87	350 895 731	87	350 895 901	74
350 895 005	50	350 895 617	87	350 895 732	93, 311	350 895 902	74
350 895 006	50	350 895 618	87	350 895 733	93, 311	350 895 903	74
350 895 017	81	350 895 619	88	350 895 734	93, 311	350 895 904	74
350 895 060	79	350 895 620	88	350 895 735	93, 311	350 895 905	74
350 895 061	79	350 895 621	88	350 895 736	93, 311	350 895 906	75
350 895 064	79	350 895 622	88	350 895 782	97	350 895 907	75
350 895 066	80	350 895 623	88	350 895 783	97	350 895 908	75
350 895 068	80	350 895 624	88	350 895 784	97	350 895 909	75
350 895 080	122	350 895 625	88	350 895 785	97	350 895 910	75
350 895 100	120	350 895 633	92	350 895 786	97	350 895 911	75
350 895 105	50	350 895 634	92	350 895 787	97	350 895 912	75
350 895 106	50	350 895 635	92	350 895 788	97	350 895 913	75
350 895 117	81	350 895 636	92	350 895 790	117	350 895 914	75
350 895 160	79	350 895 637	92	350 895 791	117	350 895 915	75
350 895 161	79	350 895 638	92	350 895 792	117	350 895 916	75
350 895 164	79	350 895 651	89	350 895 793	117	350 895 917	75
350 895 166	80	350 895 652	89	350 895 800	112	350 895 936	91
350 895 168	80	350 895 653	89	350 895 801	112	350 895 937	91
350 895 180	122	350 895 654	89	350 895 802	112	350 896 020	154
350 895 200	120	350 895 655	89	350 895 803	112	350 896 024	154
350 895 205	50	350 895 656	89	350 895 804	112	350 896 025	154
350 895 206	50	350 895 663	90	350 895 805	112	350 896 026	154
350 895 217	81	350 895 664	90	350 895 806	118	350 896 027	154
350 895 260	79	350 895 665	90	350 895 807	118	350 896 081	51
350 895 261	79	350 895 666	90	350 895 808	118	350 896 200	101
350 895 264	79	350 895 667	90	350 895 809	118	350 896 201	101
350 895 266	80	350 895 668	90	350 895 810	118	350 896 202	101
350 895 268	80	350 895 669	90	350 895 811	118	350 896 203	101
350 895 280	122	350 895 670	98	350 895 812	115	350 896 204	101
350 895 300	120	350 895 671	98	350 895 813	115	350 896 205	101
350 895 305	50	350 895 672	98	350 895 814	115	350 896 206	102
350 895 306	50	350 895 673	98	350 895 815	115	350 896 207	102
350 895 317	81	350 895 674	98	350 895 816	115	350 896 208	102
350 895 360	79	350 895 675	98	350 895 817	115	350 896 209	102
350 895 361	79	350 895 676	98	350 895 818	115	350 896 210	102

# Index

Code	Page	Code	Page	Code	Page	Code	Page
350 896 211	102	350 920 202	108	350 981 521	319	351 060 806	169
350 896 218	103	350 920 302	108	350 981 527	319	351 060 807	169
350 896 219	103	350 920 402	108	350 981 528	319	351 060 808	169
350 896 220	103	350 920 502	108	350 981 533	319	351 060 900	169
350 896 221	103	350 920 602	108	350 981 535	319	351 060 901	169
350 896 222	103	350 928 726	268, 464	350 981 616	17, 48, 111, 123	351 060 902	169
350 896 223	103	350 928 727	48, 111, 123	350 981 622	17, 48, 111, 123	351 060 903	169
350 896 224	103	350 928 772	48, 111, 123	350 984 101	217, 485	351 060 904	169
350 896 244	32	350 928 782	48, 111, 123	3500.010	64	351 060 905	169
350 896 245	32	350 928 785	48, 111, 123	3500.020	64	351 060 936	169
350 896 246	32	350 928 786	48, 111, 123	351 030 501	168	351 061 180	52
350 896 247	32	350 928 787	48, 111, 123	351 030 604	168	351 061 181	30
350 896 248	32	350 928 877	48, 111, 123	351 030 605	168	351 061 182	52
350 896 249	32	350 929 413	268, 464	351 041 702	111	351 061 183	30
350 896 257	31	350 929 414	268, 464	351 055 901	165	351 061 184	52
350 896 258	31	350 929 415	268, 464	351 056 001	165	351 061 185	30
350 896 259	31	350 929 420	268, 464	351 057 003	103	351 061 280	52
350 896 260	31	350 929 431	48, 111, 123	351 057 004	89	351 061 281	30
350 896 261	31	350 929 432	48, 111, 123	351 057 104	89	351 061 282	52
350 896 262	31	350 929 436	268, 464	351 060 403	100	351 061 283	30
350 896 263	98, 312	350 932 202	148	351 060 404	34	351 061 284	52
350 896 264	98, 312	350 941 101	78	351 060 406	94	351 061 285	30
350 896 265	98, 312	350 941 102	78	351 060 413	100	351 061 403	165
350 896 266	98, 312	350 941 103	78	351 060 414	34	351 061 405	162
350 896 267	98, 312	350 941 104	78	351 060 416	94	351 061 413	165
350 896 268	33, 311	350 947 919	267, 464	351 060 423	100	351 061 415	162
350 896 269	33, 311	350 964 802	267, 463	351 060 424	34	351 061 420	162
350 896 270	33, 311	350 964 901	267, 464	351 060 426	94	351 061 423	165
350 896 271	33, 311	350 981 114	17, 48, 111, 123	351 060 433	100	351 061 425	162
350 896 272	33, 311	350 981 119	17, 48, 111, 123	351 060 434	34	351 061 429	80
350 896 285	104	350 981 123	17, 48, 111, 123	351 060 436	94	351 061 433	165
350 896 286	104	350 981 127	17, 48, 111, 123	351 060 443	100	351 061 435	162
350 896 287	104	350 981 128	17, 48, 111, 123	351 060 444	34	351 061 439	80
350 896 288	104	350 981 132	17, 48, 111, 123	351 060 446	94	351 061 443	165
350 896 289	104	350 981 139	17, 48, 111, 123	351 060 500	306	351 061 445	162
350 896 290	104	350 981 148	17, 48, 111, 123	351 060 501	306	351 061 449	80
350 896 291	104	350 981 151	17, 48, 111, 123	351 060 511	306	351 061 453	165
350 896 292	98, 312	350 981 222	17, 48, 111, 123	351 060 516	306	351 061 455	162
350 896 293	98, 312	350 981 228	17, 48, 111, 123	351 060 521	306	351 061 459	80
350 896 294	33, 311	350 981 239	50	351 060 531	306	351 061 465	162
350 896 295	33, 311	350 981 416	319	351 060 541	306	351 061 469	80
350 896 400	166	350 981 509	319	351 060 541	306	351 061 475	162
350 896 401	166	350 981 515	319	351 060 570	295	351 062 000	128
350 896 402	166	350 981 520	319	351 060 574	295	351 062 001	128
350 896 403	166			351 060 601	171	351 062 002	128
350 896 404	166			351 060 605	170	351 062 016	129
350 896 426	317			351 060 650	160	351 062 017	130
350 896 432	317			351 060 660	170	351 062 018	129
350 896 440	317			351 060 673	100	351 062 019	130
350 898 300	31			351 060 674	34	351 062 020	215
350 898 302	32			351 060 676	94	351 062 021	216
350 898 304	33			351 060 683	100	351 062 022	216
350 898 305	33			351 060 684	34	351 062 026	136
350 898 306	33			351 060 686	94	351 062 064	131
350 906 101	148			351 060 701	171	351 062 070	132
350 906 102	148			351 060 702	171	351 062 071	132
350 906 202	148			351 060 801	169	351 062 081	131
350 907 401	148			351 060 802	169	351 062 088	168
350 907 402	148			351 060 803	169	351 062 089	132
350 920 002	108			351 060 804	169	351 062 090	169
350 920 012	108			351 060 805	169	351 062 103	130
350 920 102	108						

# Index

Code	Page	Code	Page	Code	Page	Code	Page
351 101 500	160	351 180 092	147	351 420 501	202	351 471 110	268
351 110 365	156	351 400 110	268	351 420 502	202	351 474 301	224
351 110 500	156	351 400 120	268	351 420 510	202	351 477 901	202
351 110 504	156	351 401 301	222	351 420 760	189	351 478 801	225
351 110 535	502	351 401 501	233	351 420 761	189	351 479 001	225
351 110 541	504	351 402 301	240	351 420 762	194	351 479 201	226
351 110 550	501	351 402 901	230	351 420 764	194	351 479 401	226
351 110 581	504, 509	351 402 921	231	351 420 766	194	351 480 301	231
351 110 582	504, 509	351 403 101	231	351 420 860	190	351 480 501	231
351 110 583	504, 509	351 403 301	238	351 420 861	190	351 480 701	232
351 110 584	504, 509	351 403 311	238	351 420 865	192	351 480 901	232
351 110 585	504, 509	351 403 501	223	351 420 868	191	351 481 101	233
351 110 586	504, 509	351 403 701	232	351 420 869	191	351 481 501	232
351 110 588	504	351 405 501	233	351 420 960	190	351 481 701	238
351 110 590	501	351 405 701	222	351 423 101	196	351 482 401	240
351 110 600	501	351 405 901	226	351 423 301	196, 492	351 483 201	241
351 110 610	501	351 405 902	226	351 423 701	193	351 483 701	222
351 110 611	502	351 406 301	224	351 424 101	248, 470	351 484 101	222
351 110 625	500	351 406 302	225	351 424 301	192	351 484 202	211
351 110 626	500	351 406 501	227	351 424 701	199, 488	351 484 302	211
351 110 630	501	351 406 901	226	351 424 702	199, 488	351 484 701	222
351 110 645	503	351 406 902	226	351 424 801	199, 488	351 484 901	239
351 110 655	500	351 407 101	231	351 424 802	199, 488	351 485 801	203
351 110 656	500	351 407 701	224	351 425 201	264, 463	351 485 810	203
351 110 659	500	351 408 701	224	351 425 202	200, 488	351 485 915	203
351 110 661	502	351 409 301	241	351 425 211	261, 465	351 493 801	243
351 110 662	505	351 409 701	225	351 426 901	254, 475	351 494 301	250, 418, 448
351 110 672	505	351 409 702	225	351 428 301	193	351 494 401	250
351 110 674	505	351 411 301	243	351 428 402	211	351 495 301	187
351 110 679	500	351 412 760	189	351 429 201	227	351 495 302	187
351 110 763	503	351 412 762	194	351 430 001	227	351 495 303	187
351 110 772	502	351 412 860	190	351 430 112	227	351 495 304	187
351 110 780	508	351 412 868	191	351 430 113	227	351 496 001	187
351 110 781	508	351 412 869	191	351 430 114	227	351 496 002	187
351 110 783	507	351 412 960	190	351 430 115	227	351 496 003	187
351 110 790	506	351 413 001	203	351 430 116	227	351 496 101	187, 494
351 110 791	506	351 413 102	211	351 431 601	186, 493	351 496 102	187, 494
351 110 792	506	351 413 401	230	351 432 401	247, 469	351 496 201	187, 494
351 110 793	507	351 414 840	198	351 433 901	254, 475	351 496 202	187, 494
351 110 795	507	351 414 845	199	351 434 101	206	351 497 601	202
351 110 796	507	351 414 846	199	351 436 303	233	351 497 701	202
351 110 797	507	351 414 929	198	351 439 301	228	351 497 801	203
351 110 798	507	351 414 950	200, 489	351 440 301	250	351 497 901	203
351 114 902	83	351 414 951	200, 489	351 441 301	255	351 498 001	207
351 114 903	81	351 415 401	205	351 441 401	242, 481	351 499 201	232
351 114 904	84	351 415 404	204	351 441 501	242, 481	351 500 110	268
351 114 905	82	351 415 601	205	351 447 901	211	351 500 120	268
351 114 907	84	351 415 801	206	351 448 001	211	351 500 601	192
351 114 908	84	351 416 001	206	351 448 501	195	351 500 701	192
351 114 912	83	351 416 201	209	351 449 001	229	351 500 801	193
351 114 913	81	351 416 760	189	351 449 011	229	351 500 901	193
351 114 981	85	351 416 764	194	351 451 901	195, 496	351 501 201	205
351 114 982	83	351 416 766	194	351 451 902	195, 496	351 501 301	205
351 114 983	82	351 416 801	234	351 451 903	196, 492	351 501 401	206
351 114 984	84	351 416 860	190	351 451 904	197, 492	351 501 501	207
351 114 985	83	351 416 865	192	351 451 920	249, 417, 448	351 501 801	209
351 114 987	84	351 416 868	191	351 451 930	248, 470	351 502 201	222
351 114 988	84	351 416 869	191	351 465 001	239	351 502 401	223
351 114 992	83	351 416 960	190	351 465 101	239	351 502 501	223
351 114 993	82	351 419 201	247, 469	351 467 501	240	351 502 601	223
351 180 089	147, 152	351 419 301	253, 474	351 470 110	268	351 502 701	223
351 180 090	147, 152	351 419 401	248, 470				

# Index

Code	Page	Code	Page	Code	Page	Code	Page
351 502 901	224	351 523 201	205	351 562 702	235	351 600 575	321
351 503 001	224	351 523 210	204	351 562 802	235	351 600 628	327
351 503 701	224	351 523 401	206	351 563 002	234	351 600 804	325
351 503 801	225	351 523 601	195	351 563 022	234	351 600 805	325
351 503 901	226	351 524 001	262	351 563 023	296	351 600 806	325
351 504 001	226	351 525 201	227	351 563 102	234	351 600 807	325
351 504 101	226	351 525 501	229	351 564 102	198, 487	351 600 808	325
351 504 401	231	351 525 511	229	351 564 103	198, 487	351 600 809	324
351 504 501	232	351 529 501	225	351 564 202	198, 490	351 600 908	323
351 504 601	233	351 529 701	225	351 564 402	291	351 600 909	323
351 504 701	233	351 529 901	193	351 564 403	291	351 600 910	324
351 504 801	233	351 530 201	232	351 564 412	291	351 600 911	324
351 504 901	238	351 530 401	233	351 564 502	210, 487	351 600 912	325
351 504 911	238	351 530 501	193	351 564 801	292	351 600 914	325
351 505 001	238	351 530 901	236	351 564 901	303	351 612 014	273
351 505 011	238	351 531 201	237	351 565 001	304	351 612 035	274
351 505 101	230	351 531 801	237	351 565 101	303	351 612 036	274
351 505 201	240	351 534 001	223	351 565 201	303	351 616 008	327
351 505 401	241	351 534 201	223	351 565 301	303	351 616 010	329
351 505 501	232	351 534 401	223	351 566 002	225	351 616 044	288
351 506 201	237	351 534 601	223	351 566 102	225	351 616 190	280
351 507 001	254, 475	351 534 806	202	351 566 202	225	351 616 220	328
351 507 501	237	351 534 807	202	351 566 301	212	351 616 310	315
351 508 110	268	351 534 901	202	351 566 401	212	351 616 322	316
351 508 120	268	351 535 001	223	351 566 501	213	351 616 325	315
351 508 601	254, 475	351 535 201	223	351 566 601	214	351 616 330	315
351 508 801	237	351 535 401	228	351 566 701	213	351 616 420	292
351 509 001	237	351 535 601	230	351 566 801	213	351 616 421	292
351 509 601	242, 480	351 535 621	231	351 581 512	230	351 616 544	289
351 511 242	221, 484	351 535 801	231	351 581 516	230	351 616 593	276
351 511 299	218, 481	351 536 001	233	351 581 816	230	351 616 597	304
351 511 301	219, 483	351 536 301	232	351 581 820	230	351 616 660	282
351 511 312	220, 483	351 536 501	203	351 582 220	230	351 616 665	286
351 511 315	220, 484	351 536 701	224	351 600 002	330	351 616 666	294
351 511 316	219, 483	351 536 901	227	351 600 004	331	351 616 668	298
351 511 317	220, 484	351 537 301	211	351 600 006	322	351 616 670	313
351 513 301	218, 482	351 537 401	212	351 600 007	326	351 616 702	272
351 513 302	218, 482	351 538 402	208	351 600 027	330, 462	351 616 712	272
351 513 401	218, 482	351 538 406	208	351 600 041	322	351 616 714	273
351 513 402	218, 482	351 538 502	208	351 600 072	325	351 616 734	273
351 514 301	211	351 538 505	208	351 600 076	325	351 616 735	274
351 514 401	211	351 538 602	209, 486	351 600 086	326	351 616 736	274
351 515 002	275, 461	351 538 702	209, 486	351 600 092	322	351 616 737	275
351 515 201	197, 491	351 550 201	207	351 600 094	326	351 616 760	281
351 515 401	237	351 550 401	207	351 600 098	320	351 616 761	281
351 515 701	236	351 550 601	207	351 600 100	332	351 616 764	283
351 515 901	197, 491	351 550 801	207	351 600 310	329	351 616 792	272
351 516 201	197, 491	351 551 201	235	351 600 488	321	351 616 793	273
351 516 203	201, 490	351 551 401	236	351 600 489	320	351 616 794	274
351 516 204	201, 490	351 551 601	203	351 600 494	320	351 616 795	275
351 516 205	201, 490	351 553 701	255	351 600 495	320	351 616 901	319
351 516 501	232	351 553 801	256	351 600 496	321	351 616 904	299
351 516 601	233	351 553 901	256	351 600 497	321	351 616 905	318
351 517 001	233	351 554 001	256	351 600 498	321	351 616 906	309
351 518 201	233	351 554 101	257	351 600 499	321	351 616 907	322
351 518 501	211	351 556 501	235	351 600 507	321	351 616 908	276
351 519 101	207	351 556 801	236	351 600 546	321	351 616 911	332
351 520 501	240	351 558 201	232	351 600 547	321	351 616 914	295
351 520 601	240	351 558 602	225	351 600 560	321	351 616 917	293
351 522 701	246, 468	351 561 201	240	351 600 569	321	351 616 918	294
351 523 001	205	351 562 101	204	351 600 571	322	351 616 920	297
351 523 004	204	351 562 401	223	351 600 573	321	351 616 921	286



# Index

Code	Page	Code	Page	Code	Page	Code	Page
351 616 922	293	351 620 596	304	351 620 976	295	351 626 941	306
351 616 923	305	351 620 597	305	351 620 985	114, 314	351 626 942	306
351 616 924	306	351 620 660	282	351 620 987	307	351 626 943	290
351 616 925	306	351 620 662	282	351 620 989	302	351 626 944	288
351 616 926	306	351 620 665	286	351 620 990	276	351 626 945	288
351 616 927	307	351 620 666	294	351 620 991	276	351 626 948	293
351 616 932	278	351 620 667	297	351 620 992	301	351 626 949	294
351 616 933	278	351 620 668	298	351 620 994	301	351 626 950	296
351 616 936	301	351 620 671	308	351 620 995	303	351 626 951	297
351 616 938	291	351 620 702	272	351 620 996	303	351 626 952	309
351 616 939	291	351 620 712	272	351 620 997	304	351 626 960	299
351 616 940	298	351 620 714	273	351 620 998	304	351 626 975	313
351 616 942	309	351 620 734	273	351 620 999	314	351 626 982	300
351 616 944	276	351 620 735	274	351 626 008	327	351 626 983	300
351 616 945	277	351 620 736	274	351 626 009	328	351 626 984	304
351 616 946	277	351 620 737	275	351 626 010	329	351 626 985	114, 314
351 616 947	277	351 620 760	281	351 626 310	315	351 626 987	303
351 616 948	278	351 620 761	281	351 626 322	316	351 626 988	304
351 616 949	279	351 620 762	283	351 626 330	315	351 626 991	302
351 616 950	279	351 620 764	283	351 626 544	289	351 626 992	276
351 616 951	279	351 620 792	272	351 626 545	289	351 626 993	295
351 616 952	279	351 620 793	273	351 626 583	300	351 626 994	301
351 616 953	279	351 620 794	274	351 626 587	304	351 626 995	301
351 616 954	280	351 620 795	275	351 626 596	302	351 626 996	301
351 616 955	280	351 620 901	319	351 626 597	304	351 626 997	303
351 616 956	280	351 620 904	299	351 626 598	305	351 626 998	304
351 616 958	276	351 620 905	318	351 626 665	286	351 626 999	314
351 616 962	282	351 620 906	309	351 626 666	294	351 632 008	327
351 616 965	283	351 620 907	322	351 626 667	297	351 632 009	328
351 616 966	284	351 620 911	332	351 626 668	298	351 632 010	329
351 616 967	284	351 620 917	293	351 626 670	313	351 632 310	315
351 616 968	284	351 620 918	294	351 626 671	308	351 632 330	315
351 616 969	285	351 620 920	297	351 626 672	308	351 632 532	307
351 616 970	285	351 620 921	286	351 626 702	272	351 632 545	289
351 616 971	285	351 620 922	293	351 626 712	272	351 632 597	304
351 616 972	290	351 620 923	296	351 626 714	273	351 632 598	305
351 616 973	290	351 620 924	287	351 626 735	274	351 632 665	286
351 616 974	294	351 620 925	308	351 626 736	274	351 632 666	294
351 616 975	295	351 620 926	287	351 626 737	275	351 632 667	297
351 616 983	302	351 620 927	287	351 626 792	272	351 632 668	298
351 616 985	114, 314	351 620 931	299	351 626 794	274	351 632 670	313
351 616 989	307	351 620 933	303	351 626 795	275	351 632 671	308
351 616 990	305	351 620 936	301	351 626 901	319	351 632 672	308
351 616 992	301	351 620 940	298	351 626 904	299	351 632 673	308
351 616 993	276	351 620 941	306	351 626 905	318	351 632 702	272
351 616 994	301	351 620 942	306	351 626 906	309	351 632 712	272
351 616 996	301	351 620 943	307	351 626 907	322	351 632 714	273
351 616 997	303	351 620 944	288	351 626 911	332	351 632 735	274
351 616 998	304	351 620 947	277	351 626 919	301	351 632 736	274
351 616 999	314	351 620 948	277	351 626 920	297	351 632 792	272
351 620 008	327	351 620 949	277	351 626 921	286	351 632 794	274
351 620 010	329	351 620 952	309	351 626 922	293	351 632 901	319
351 620 190	280	351 620 955	291	351 626 923	296	351 632 904	299
351 620 220	328	351 620 956	291	351 626 924	287	351 632 905	318
351 620 310	315	351 620 965	283	351 626 925	287	351 632 906	309
351 620 330	315	351 620 966	284	351 626 926	308	351 632 911	332
351 620 420	292	351 620 967	284	351 626 927	308	351 632 920	298
351 620 421	292	351 620 968	301	351 626 928	287	351 632 921	286
351 620 544	289	351 620 971	285	351 626 929	287	351 632 922	293
351 620 590	276	351 620 973	290	351 626 931	277	351 632 923	296
351 620 591	276	351 620 974	294	351 626 933	300	351 632 924	287
351 620 595	304	351 620 975	295	351 626 940	298	351 632 925	308

# Index

Code	Page	Code	Page	Code	Page	Code	Page
351 632 926	308	351 640 946	293	351 663 666	294	355 463 311	183
351 632 927	308	351 640 947	294	351 663 667	297	355 463 321	183
351 632 928	287	351 640 948	296	351 663 668	298	355 463 331	182
351 632 929	287	351 640 949	297	351 663 670	313	355 470 101	253, 474
351 632 930	287	351 640 952	309	351 663 671	309	355 474 601	67
351 632 940	298	351 640 982	300	351 663 672	309	355 477 202	253, 474
351 632 943	290	351 640 983	300	351 663 673	309	355 480 501	186, 493
351 632 944	288	351 640 984	300	351 663 674	309	355 491 001	255, 476
351 632 945	288	351 640 985	300	351 663 820	298	355 493 101	251, 472
351 632 952	309	351 640 987	300	351 663 821	286	355 497 901	251, 472
351 632 963	293	351 640 992	272	351 663 822	293	355 505 501	187, 494
351 632 964	294	351 640 994	295	351 663 823	296	355 516 312	184
351 632 965	296	351 640 995	301	351 663 825	308	355 516 313	184
351 632 966	297	351 640 996	301	351 663 826	308	355 516 316	184
351 632 982	300	351 640 997	303	351 663 827	308	355 516 317	184
351 632 983	300	351 640 998	305	351 663 828	288	355 516 320	184
351 632 984	300	351 650 009	328	351 663 829	288	355 516 321	184
351 632 985	114, 314	351 650 108	327	351 663 830	288	355 522 301	186, 493
351 632 989	307	351 650 131	328	351 663 831	288	355 522 401	186, 493
351 632 993	302	351 650 210	329	351 663 901	319	355 522 501	186, 493
351 632 994	295	351 650 550	307	351 663 902	272	355 528 901	263
351 632 995	301	351 650 665	286	351 663 904	299	355 537 902	263
351 632 996	301	351 650 666	294	351 663 934	293	355 539 201	252, 339, 425, 473
351 632 997	303	351 650 667	297	351 663 935	294	355 539 301	252, 339, 425, 473
351 632 998	305	351 650 668	298	351 663 936	296	355 544 201	264, 463
351 632 999	314	351 650 670	313	351 663 937	297	355 552 001	186, 493
351 640 008	327	351 650 671	309	351 663 940	298	355 552 301	243, 338, 426, 465
351 640 009	328	351 650 672	309	351 663 970	93, 311	355 552 401	244, 465
351 640 010	329	351 650 673	309	351 663 989	307	355 552 710	246, 468
351 640 310	315	351 650 820	298	351 663 992	272	355 552 801	247, 469
351 640 330	315	351 650 821	286	351 663 995	301	355 553 131	182
351 640 540	307	351 650 822	293	351 663 996	301	355 553 207	182
351 640 584	301	351 650 823	296	351 663 997	303	355 553 211	183
351 640 597	304	351 650 824	308	351 663 998	305	355 553 221	183
351 640 598	305	351 650 825	308	3510.020	65	355 553 231	182
351 640 665	286	351 650 826	308	352 920 372	331	355 555 201	247, 469
351 640 666	294	351 650 827	288	352 920 811	331	355 555 301	263, 462
351 640 667	297	351 650 828	288	352 920 911	332	355 557 401	264
351 640 668	298	351 650 829	288	352 950 911	332	355 557 701	245, 467
351 640 670	313	351 650 830	288	352 963 911	332	355 557 801	257
351 640 671	308	351 650 852	329	355 421 201	217, 485	355 557 901	242, 480
351 640 672	309	351 650 901	319	355 422 501	210, 486	355 559 001	248, 470
351 640 901	319	351 650 902	272	355 441 101	210, 487	355 559 101	248, 471
351 640 902	272	351 650 904	299	355 441 201	217, 485	355 559 201	248, 470
351 640 904	299	351 650 934	293	355 441 202	217, 485	355 559 301	248, 470
351 640 905	318	351 650 935	294	355 441 701	242, 480	355 560 101	265, 463
351 640 906	309	351 650 936	296	355 441 801	243, 481	355 561 201	252, 339, 425, 473
351 640 911	332	351 650 937	297	355 447 320	182	355 562 210	246, 468
351 640 912	272	351 650 940	298	355 447 331	182	355 564 102	258, 476
351 640 920	298	351 650 970	93, 311	355 448 231	182	355 564 103	250, 471
351 640 921	286	351 650 992	272	355 448 331	182	355 564 104	251, 472
351 640 922	293	351 650 994	295	355 457 001	252, 339, 425, 473	355 564 105	257, 476
351 640 923	296	351 650 995	301	355 460 302	330	355 564 112	201, 361, 447, 489
351 640 924	308	351 650 996	301	355 460 601	261	355 564 201	261
351 640 925	308	351 650 997	303	355 462 901	258, 477	355 564 701	261
351 640 926	308	351 650 998	305	355 462 902	258, 477	355 564 801	261
351 640 927	308	351 650 998	305	355 462 902	258, 477		
351 640 928	287	351 663 009	328	355 462 903	258, 477		
351 640 930	287	351 663 108	327	355 462 905	258, 477		
351 640 931	287	351 663 131	328	355 462 906	258, 477		
351 640 932	287	351 663 210	329	355 462 906	258, 477		
351 640 940	298	351 663 563	307	355 462 907	258, 477		
		351 663 665	286	355 463 307	182		

# Index

Code	Page	Code	Page	Code	Page	Code	Page
355 565 201	245, 467	355 580 101	244, 466	355 600 807	164	355 624 437	145
355 565 701	244, 466	355 580 901	252, 473	355 600 808	164	355 624 438	145
355 565 710	188, 494	355 580 902	252, 473	355 602 002	263	355 627 601	184
355 565 720	188, 495	355 581 001	252, 473	355 603 701	50	355 628 101	226
355 565 730	188, 495	355 581 002	252, 473	355 604 302	167	355 629 901	249, 471
355 565 741	189, 495	355 582 801	263	355 604 402	167	355 630 801	68
355 565 801	255	355 583 001	15	355 604 502	167	355 630 901	66
355 566 101	249, 471	355 583 201	15	355 606 301	67	355 631 901	143
355 566 201	249, 471	355 583 801	15	355 606 302	66	355 631 902	143
355 566 300	136	355 584 001	15	355 606 401	67	355 631 903	144
355 566 352	137	355 584 201	15	355 606 402	66	355 631 904	144
355 566 358	126	355 584 401	15	355 615 801	261	355 631 905	144
355 566 371	127	355 584 601	15	355 617 310	260, 479	355 631 906	144
355 566 372	127	355 584 701	265	355 617 311	260, 479	355 631 907	144
355 566 400	221	355 586 501	259, 451, 478	355 617 312	260, 479	355 631 908	144
355 566 402	318	355 586 502	259, 451, 478	355 617 504	260, 479	355 631 909	144
355 566 410	221	355 586 503	259, 451, 478	355 617 506	260, 479	355 631 910	144
355 566 411	124	355 587 902	263	355 617 508	260, 479	355 632 101	262
355 566 439	137	355 588 101	244, 465	355 617 512	260, 479	355 632 420	330, 454
355 566 455	129	355 591 001	245, 467	355 618 102	204	355 632 421	330, 454
355 566 464	221	355 591 401	170	355 618 202	46	355 632 424	263
355 566 465	318	355 592 201	260, 478	355 618 502	153	355 632 501	262
355 566 469	125	355 597 001	263	355 618 911	146	355 633 002	155
355 566 476	124	355 597 201	258, 477	355 618 912	146	355 633 901	249, 471
355 566 477	125	355 597 301	258, 477	355 619 701	186, 493	355 633 902	249, 471
355 566 478	126	355 597 401	258, 477	355 619 901	252, 339, 425, 473	355 634 101	168
355 566 480	129	355 597 501	29	355 620 201	187, 494	355 634 301	168
355 566 532	135	355 598 201	259, 477	355 620 202	187, 494	355 634 501	168
355 566 534	135	355 598 301	259, 478	355 620 301	187	355 634 701	168
355 566 536	134	355 598 601	184	355 620 302	187	355 634 901	186, 493
355 566 537	135	355 598 701	184	355 620 303	187	355 635 001	186, 493
355 566 540	134	355 599 001	185	355 620 701	226	355 635 101	186, 493
355 566 545	133	355 600 201	163	355 621 001	211	355 635 503	137
355 566 555	134	355 600 202	163	355 621 801	183	355 635 507	138
355 566 577	136	355 600 203	163	355 622 502	29	355 635 508	138
355 566 578	136	355 600 204	163	355 622 701	186, 493	355 635 510	138
355 567 301	241, 480	355 600 205	163	355 622 811	182	355 635 511	138
355 567 401	182	355 600 206	163	355 622 831	182	355 635 515	140
355 569 101	262	355 600 207	163	355 622 907	182	355 635 516	140
355 569 301	262	355 600 402	163	355 622 911	183	355 635 517	140
355 569 401	239, 479	355 600 403	163	355 622 921	183	355 635 518	140
355 569 501	239	355 600 404	163	355 622 931	182	355 635 519	140
355 569 601	239	355 600 405	163	355 623 201	244, 465	355 635 520	140
355 569 701	239	355 600 406	163	355 623 518	24	355 635 521	140
355 569 901	183	355 600 407	163	355 623 519	25	355 635 522	140
355 569 912	183	355 600 408	163	355 623 528	24	355 635 523	140
355 570 001	251, 472	355 600 601	164	355 623 529	25	355 635 524	140
355 570 016	185	355 600 602	164	355 623 538	25	355 635 535	141
355 572 401	228	355 600 603	164	355 623 548	25	355 635 536	141
355 572 901	266	355 600 604	164	355 623 568	26	355 635 537	141
355 573 201	266	355 600 605	164	355 623 573	27	355 635 538	141
355 573 510	267	355 600 606	164	355 623 583	27	355 635 539	141
355 573 510	267	355 600 607	164	355 623 584	27	355 635 543	139
355 575 001	266	355 600 801	164	355 623 586	27	355 635 544	73
355 576 001	266	355 600 802	164	355 623 601	261	355 635 545	73
355 576 501	248, 471	355 600 803	164	355 624 418	145	355 635 546	73
355 576 601	249, 471	355 600 804	164	355 624 419	145	355 635 547	73
355 576 801	264	355 600 805	164	355 624 422	145	355 635 548	73
355 576 901	265	355 600 806	164	355 624 423	145	355 635 551	155
355 577 301	244, 466			355 624 433	145	355 635 552	155
355 578 503	266			355 624 434	145	355 635 553	155
355 578 701	266					355 635 554	155
355 579 501	219, 482						



# Index

Code	Page	Code	Page	Code	Page	Code	Page
355 635 555	155	355 641 503	151	4606.226	275	4650.040	286
355 635 556	155	355 641 602	153	4606.816	275	4650.050	286
355 635 560	31	355 641 801	150	4606.820	275	4650.063	286
355 635 561	31	355 642 001	214	4606.826	275	4650.516	286
355 635 564	41	355 642 101	215	4607.732	274	4650.520	286
355 635 565	41	355 643 181	77	4610.090	275, 461	4650.526	286
355 635 566	41	355 643 183	77	4610.135	276	4650.532	286
355 635 580	140	355 645 001	142	4610.137	276	4650.540	286
355 635 581	140	355 645 002	142	4610.150	276	4650.550	286
355 635 582	140	355 645 003	142	4610.180	276	4650.563	286
355 635 583	141	355 645 004	142	4610.195	276	4652.110	287
355 635 584	141	355 645 005	142	4610.235	276	4652.112	287
355 635 585	141	355 645 006	142	4610.237	276	4652.114	287
355 635 586	141	355 645 007	142	4610.350	276	4652.214	287
355 635 590	142	355 645 008	142	4610.357	276	4652.218	287
355 635 591	142	355 645 009	142	4610.450	276	4652.220	287
355 635 592	142	355 645 010	142	4611.150	277	4652.222	287
355 635 601	146	3590.560	65	4611.160	277	4652.316	287
355 635 603	146	3590.640	65	4611.170	277	4652.324	287
355 635 605	147	4600.016	272	4611.180	277	4652.330	287
355 635 606	147	4600.020	272	4611.250	277	4652.332	287
355 635 609	166	4600.026	272	4613.100	277	4652.426	287
355 635 611	166	4600.032	272	4613.200	277	4652.428	287
355 635 613	166	4600.040	272	4615.100	278	4652.436	287
355 635 615	166	4600.050	272	4615.116	278	4652.438	287
355 635 617	166	4600.063	272	4616.100	279	4652.530	288
355 635 619	166	4600.316	272	4616.116	278	4652.534	288
355 635 621	166	4600.320	272	4620.125	279	4652.544	288
355 635 623	167	4600.326	272	4620.140	279	4652.546	288
355 635 625	167	4600.332	272	4620.155	279	4652.634	288
355 635 627	167	4600.340	272	4620.165	279	4652.638	288
355 635 629	167	4600.716	272	4621.125	280	4652.642	288
355 635 631	167	4600.720	272	4621.140	280	4652.656	288
355 635 633	167	4600.726	272	4621.155	280	4654.110	288
355 635 643	167	4600.732	272	4625.150	280	4654.117	289
355 635 645	167	4600.740	272	4625.170	280	4654.210	288
355 635 647	167	4600.750	272	4630.100	281	4654.217	289
355 635 903	13	4600.763	272	4630.107	282	4654.220	288
355 635 904	13	4602.016	273	4630.180	281	4654.227	289
355 637 901	310, 462	4602.020	273	4630.200	281	4654.250	288
355 637 902	310, 462	4602.716	273	4630.207	282	4654.257	289
355 638 201	229	4602.720	273	4630.300	281	4654.290	288
355 638 202	229	4604.016	273	4630.307	282	4654.310	288
355 639 222	128	4604.020	273	4632.100	282	4654.317	289
355 640 000	149	4604.026	273	4634.100	283	4655.100	290
355 640 001	149	4604.032	273	4634.200	283	4655.200	290
355 640 002	149	4604.112	273	4634.300	283	4655.220	290
355 640 005	149	4604.716	274	4640.116	283	4657.250	290
355 640 013	149	4604.720	274	4640.120	283	4657.310	290
355 640 014	149	4604.726	274	4640.216	284	4663.016	291
355 640 025	150	4606.012	274	4640.220	284	4663.020	291
355 640 030	151	4606.016	274	4640.316	284	4663.116	291
355 640 031	151	4606.020	274	4640.320	284	4664.016	291
355 640 032	151	4606.026	274	4640.416	284	4664.018	291
355 640 033	150	4606.032	274	4640.516	285	4664.020	291
355 640 302	153	4606.112	274	4645.050	285	4664.022	291
355 640 402	151	4606.116	274	4645.100	285	4665.100	292
355 640 715	150	4606.120	274	4645.200	285	4666.016	292
355 640 901	153	4606.126	274	4650.016	286	4666.020	292
355 640 910	153	4606.132	274	4650.020	286	4666.116	292
355 641 001	153	4606.216	275	4650.026	286	4666.120	292
355 641 010	153	4606.220	275	4650.032	286	4670.016	293

# Index

Code	Page	Code	Page	Code	Page	Code	Page
4670.020	293	4690.016	297	4700.142	301	4719.116	307
4670.026	293	4690.020	297	4700.728	302	4719.120	307
4670.032	293	4690.026	297	4705.020	302	4725.032	307
4670.040	293	4690.032	298	4705.026	302	4725.040	307
4670.050	293	4690.040	298	4705.032	302	4725.050	307
4670.063	293	4690.050	298	4707.016	302	4725.060	307
4670.216	293	4690.063	298	4710.110	303	4730.100	308
4670.220	293	4690.516	298	4710.115	303	4730.102	308
4670.226	293	4690.520	298	4710.117	304	4730.104	308
4670.232	293	4690.526	298	4710.150	303	4730.106	308
4670.240	293	4690.532	298	4710.210	303	4730.108	308
4670.250	293	4690.540	298	4710.215	303	4730.110	308
4670.263	293	4690.550	298	4710.217	304	4730.112	308
4670.516	294	4690.563	298	4710.220	303	4730.114	308
4670.520	294	4692.016	298	4710.225	303	4730.116	308
4670.526	294	4692.020	298	4710.227	304	4730.118	308
4670.532	294	4692.026	298	4710.250	303	4730.124	308
4670.540	294	4692.032	298	4710.255	303	4730.126	308
4670.550	294	4692.040	298	4710.257	304	4730.128	308
4670.563	294	4692.050	298	4710.260	303	4730.136	308
4671.100	294	4692.063	298	4710.267	304	4730.138	308
4671.110	294	4695.016	299	4710.310	303	4730.140	308
4671.210	294	4695.020	299	4710.317	304	4730.500	308
4671.220	294	4695.026	299	4710.410	303	4730.502	308
4671.250	294	4695.032	299	4710.417	304	4730.504	308
4671.310	294	4695.040	299	4710.510	303	4730.506	308
4671.410	294	4695.050	299	4710.610	303	4730.508	308
4671.510	294	4695.063	299	4711.115	304	4730.510	308
4671.610	294	4696.210	299	4712.110	304	4730.516	308
4672.110	295	4696.215	300	4712.210	304	4730.518	309
4672.120	295	4696.217	300	4712.217	305	4730.524	309
4672.210	295	4696.220	299	4712.220	304	4730.526	309
4672.220	295	4696.315	300	4712.240	304	4730.528	309
4672.250	295	4696.320	300	4712.250	304	4730.534	309
4672.310	295	4696.415	300	4712.257	305	4730.536	309
4672.410	295	4696.420	300	4712.260	304	4730.538	309
4672.510	295	4696.425	300	4712.310	305	4730.540	309
4673.098	295	4697.210	300	4712.317	305	4751.016	309
4673.100	295	4697.215	300	4712.410	305	4751.020	309
4674.016	296	4697.315	300	4712.417	305	4751.026	309
4676.020	296	4697.415	300	4712.510	305	4751.032	309
4676.026	296	4697.417	301	4712.610	305	4751.040	309
4676.032	296	4697.420	300	4713.012	305	4752.016	309
4676.040	296	4700.096	301	4714.098	306	4752.020	309
4676.050	296	4700.098	301	4714.100	306	4752.026	309
4676.063	296	4700.102	301	4714.104	306	4752.032	309
4676.226	296	4700.104	301	4714.105	306	4752.040	309
4676.232	296	4700.106	301	4714.106	306	4755.016	310, 462
4676.240	296	4700.108	301	4714.108	306	4755.020	310, 462
4676.250	296	4700.110	301	4714.110	306	4771.010	313
4676.263	296	4700.112	301	4715.016	305	4790.016	318
4676.520	297	4700.120	301	4716.098	306	4790.020	318
4676.526	297	4700.122	301	4716.100	306	4790.026	318
4676.532	297	4700.124	301	4716.101	306	4790.032	318
4676.540	297	4700.126	301	4716.104	306	4790.040	318
4676.550	297	4700.128	301	4716.105	306	4802.000	320
4676.563	297	4700.130	301	4716.106	306	4804.016	320
4677.250	297	4700.132	301	4716.108	306	4804.020	320
4677.310	297	4700.134	301	4717.116	307	4804.026	320
4677.410	297	4700.136	301	4717.120	307	4804.116	321
4677.510	297	4700.138	301	4718.032	307	4804.120	321
4677.610	297	4700.140	301	4718.063	307	4804.126	321

# Index

Code	Page	Code	Page	Code	Page	Code	Page
4804.132	321	4838.000	330, 462	5151.510	76	5199.012	84
4804.216	321	4839.000	325	5151.520	76	5199.022	85
4804.220	321	4851.050	331	5151.530	76	5200.240	85
4804.225	321	4851.100	331	5151.540	76	5200.320	85
4805.000	321	4853.000	331	5158.320	81	5200.400	85
4805.016	321	4854.000	332	5158.400	81	5200.480	85
4805.020	321	4855.016	332	5158.480	81	5200.560	85
4805.026	321	4855.020	332	5158.560	81	5200.640	85
4805.032	321	4855.026	332	5158.640	81	5200.720	86
4805.125	322	4855.032	332	5158.720	81	5200.800	86
4806.016	322	4855.040	332	5159.400	78	5204.025	86
4806.020	322	4855.050	332	5159.480	78	5204.032	86
4806.026	322	4855.063	332	5159.560	78	5204.040	86
4807.100	322	4859.000	332	5159.640	78	5204.050	86
4808.000	323	5120.100	74	5160.400	78	5204.065	87
4808.050	323	5120.110	74	5160.480	78	5204.080	87
4808.150	324	5120.200	74	5160.560	78	5207.015	87
4809.000	324	5120.210	74	5160.640	78	5207.018	87
4809.116	325	5120.220	74	5160.720	78	5207.022	87
4809.120	325	5120.300	74	5170.400	79	5207.028	87
4809.126	325	5120.310	75	5170.480	79	5207.035	87
4809.132	325	5120.320	75	5170.560	79	5207.042	87
4809.140	325	5120.330	75	5170.640	79	5207.054	87
4812.000	325	5120.400	75	5170.720	79	5208.015	88
4812.003	325	5120.410	75	5171.400	79	5208.018	88
4812.050	325	5120.420	75	5171.480	79	5208.022	88
4815.100	326	5120.430	75	5171.560	79	5208.028	88
4815.150	326	5120.440	75	5171.640	79	5208.035	88
4820.100	326	5120.500	75	5171.720	79	5208.042	88
4828.000	322	5120.510	75	5174.400	79	5208.054	88
4828.001	330	5120.520	75	5174.480	79	5208.076	88
4828.005	322	5120.530	75	5174.560	79	5208.088	88
4828.020	324	5146.400	77	5174.640	79	5211.015	89
4830.016	327	5146.480	77	5174.720	79	5211.020	89
4830.020	327	5146.560	77	5176.400	80	5211.025	89
4830.026	327	5146.640	77	5176.480	80	5211.032	89
4830.032	327	5146.720	77	5176.560	80	5211.040	89
4830.040	327	5147.570	78	5176.640	80	5211.050	89
4831.000	327	5147.578	78	5176.720	80	5211.065	89
4831.050	328	5147.586	78	5178.320	80	5211.080	89
4831.063	328	5147.594	78	5178.400	80	5213.015	90
4831.350	327	5147.721	78	5178.480	80	5213.018	90
4831.363	327	5149.040	168	5178.560	80	5213.022	90
4832.016	328	5149.080	168	5178.640	80	5213.028	90
4832.020	328	5149.160	168	5178.720	80	5213.035	90
4832.026	328	5149.240	168	5191.400	77	5213.042	90
4832.032	328	5149.320	168	5191.480	77	5213.054	90
4832.040	328	5151.100	75	5195.025	81	5220.025	90
4832.050	328	5151.110	75	5195.032	81	5220.032	90
4832.063	328	5151.200	75	5195.040	82	5220.040	90
4834.016	329	5151.210	75	5195.050	82	5220.050	90
4834.020	329	5151.220	75	5196.025	83	5220.065	91
4834.026	329	5151.300	75	5196.032	83	5220.080	91
4834.032	329	5151.310	75	5196.040	83	5221.240	92
4834.040	329	5151.320	75	5196.050	83	5221.320	92
4834.050	329	5151.330	75	5197.001	84	5221.400	92
4834.063	329	5151.400	76	5197.002	84	5221.480	92
4836.000	329	5151.410	76	5198.001	82	5221.560	92
4836.050	329	5151.420	76	5198.002	83	5221.640	92
4837.005	330, 454	5151.430	76	5199.001	84	5221.720	92
4837.025	330, 454	5151.440	76	5199.002	84	5221.800	92
4837.040	330	5151.500	76	5199.011	84	5222.016	93, 311

# Index

Code	Page	Code	Page	Code	Page	Code	Page
5222.020	93, 311	5262.063	98, 312	5350.240	112	5400.080	190
5222.026	93, 311	5264.025	99	5350.320	112	5400.085	191
5222.032	93, 311	5264.032	99	5350.400	112	5400.100	189
5222.040	93, 311	5264.040	99	5350.480	112	5400.130	192
5222.050	93, 311	5264.050	99	5350.560	112	5400.170	190
5222.063	93, 311	5264.065	100	5350.640	112	5400.175	191
5222.516	313	5265.015	100	5350.720	113	5400.180	190
5222.526	313	5265.018	100	5351.025	113	5400.185	191
5222.532	313	5265.022	100	5351.032	113	5400.200	189
5222.540	313	5265.028	100	5351.040	113	5400.230	192
5222.550	313	5265.035	100	5351.050	113	5400.270	190
5222.563	313	5265.042	100	5351.065	114	5400.275	191
5225.015	94	5265.054	100	5354.016	114, 314	5400.280	190
5225.018	94	5266.240	101	5354.020	114, 314	5400.285	191
5225.022	94	5266.320	101	5354.026	114, 314	5400.300	189
5225.028	94	5266.400	101	5354.032	114, 314	5400.370	190
5225.035	94	5266.480	101	5357.015	115	5401.100	192
5225.042	94	5266.560	101	5357.018	115	5401.200	192
5225.054	94	5266.640	101	5357.022	115	5401.300	192
5227.015	95	5266.720	102	5357.028	115	5402.050	193
5227.018	95	5281.015	102	5358.015	115	5402.100	193
5227.022	95	5281.020	102	5358.018	115	5403.050	193
5227.028	95	5281.025	102	5358.022	115	5403.100	193
5227.035	95	5281.032	102	5358.028	115	5403.200	193
5227.042	95	5281.040	102	5358.035	115	5403.300	193
5227.054	95	5281.050	102	5358.042	115	5404.060	194
5228.015	95	5281.065	103	5358.054	115	5404.100	194
5228.018	95	5283.015	103	5358.076	116	5404.200	194
5228.022	95	5283.018	103	5359.016	116	5404.300	194
5228.028	95	5283.022	103	5359.020	116	5405.100	194
5228.035	95	5283.028	103	5359.026	116	5405.200	194
5228.042	95	5283.035	103	5359.032	116	5409.001	195, 496
5228.054	95	5283.042	103	5360.240	117	5409.002	195, 496
5228.076	96	5283.054	103	5360.320	117	5409.004	196
5228.088	96	5284.015	104	5363.240	118	5409.005	196, 492
5229.016	96	5284.018	104	5363.320	118	5409.006	196, 492
5229.020	96	5284.022	104	5364.016	117	5409.007	197, 492
5229.026	96	5284.028	104	5364.020	117	5409.010	197, 491
5229.032	97	5284.035	104	5364.025	117	5409.011	197, 491
5229.040	97	5284.042	104	5364.032	117	5409.012	197, 491
5229.050	97	5284.054	104	5371.240	118	5409.020	198, 490
5229.063	97	5290.240	105	5371.320	118	5409.030	201, 361, 447, 489
5234.015	98	5290.320	105	5371.400	118	5409.040	201, 490
5234.018	98	5290.400	105	5371.480	118	5409.045	201, 490
5234.022	98	5290.480	105	5371.560	118	5409.050	201, 490
5234.028	98	5290.560	105	5371.640	118	5409.060	198, 487
5234.035	98	5290.640	105	5371.720	119	5409.062	198, 487
5234.042	98	5290.720	105	5374.025	119	5409.070	198
5234.054	98	5290.800	105	5374.032	119	5409.080	198
5239.016	97	5295.240	106	5374.040	119	5409.090	199
5239.020	97	5295.320	106	5374.050	119	5409.095	199
5239.025	97	5295.400	106	5374.065	120	5409.095	199
5239.032	97	5295.480	106	5374.240	120	5409.120	199, 488
5239.040	97	5295.560	106	5395.320	28, 120	5409.145	199, 488
5239.050	97	5295.640	106	5395.400	28, 120	5409.220	199, 488
5239.063	97	5295.720	106	5395.480	120	5409.245	199, 488
5262.016	98, 312	5300.160	112	5395.560	120	5412.012	195
5262.020	98, 312	5340.160	121	5395.640	120	5412.016	195
5262.026	98, 312	5340.240	146	5395.720	121	5414.090	202
5262.032	98, 312	5340.241	146	5400.050	189	5414.130	202
5262.040	98, 312	5341.240	146	5400.070	190	5414.150	202
5262.050	98, 312	5341.241	146	5400.075	191	5415.010	202

# Index

Code	Page	Code	Page	Code	Page	Code	Page
5415.050	202	5439.516	213	5479.918	224	5520.020	232
5415.058	202	5439.520	213	5480.900	224	5520.025	232
5415.080	202	5440.510	214	5480.904	225	5520.032	232
5415.095	202	5441.510	214	5480.906	225	5521.900	232
5415.098	202	5442.510	215	5480.908	224	5521.908	232
5416.010	203	5444.000	215	5480.909	225	5521.919	232
5416.020	203	5444.002	216	5480.918	225	5521.921	232
5416.050	203	5445.610	216	5480.919	225	5521.922	232
5416.055	203	5450.010	218, 482	5480.920	225	5522.919	232
5416.060	203	5450.020	218, 482	5480.921	224	5523.020	233
5416.080	203	5450.110	218, 482	5480.922	225	5523.025	233
5416.095	203	5450.120	218, 482	5480.930	225	5524.900	233
5417.000	203	5451.000	217, 485	5481.112	225	5524.908	233
5418.416	204	5451.100	217, 485	5481.116	225	5524.918	233
5419.112	204	5452.000	219, 482	5481.120	225	5524.919	233
5419.116	204	5455.000	217, 485	5484.900	226	5524.921	233
5419.212	204	5456.001	219, 483	5484.906	226	5524.922	233
5419.216	204	5456.004	219, 483	5484.908	226	5524.930	233
5420.012	205	5456.005	220, 483	5484.909	226	5525.012	233
5420.016	205	5456.006	220, 484	5484.918	226	5525.016	233
5420.020	205	5456.007	220, 484	5484.919	226	5525.020	233
5421.012	205	5456.009	218, 481	5484.920	226	5526.016	234
5421.016	205	5456.010	217, 485	5484.921	226	5527.016	234
5421.020	205	5456.325	221, 484	5484.922	226	5528.112	234
5422.012	206	5458.000	136	5484.930	226	5528.116	234
5422.016	206	5458.020	221	5485.100	226	5528.700	235
5422.020	206	5458.022	221	5486.050	227	5528.710	235
5423.016	206	5458.025	221	5486.100	227	5529.112	235
5424.016	206	5458.030	318	5486.102	227	5529.116	235
5425.010	207	5458.035	318	5486.104	227	5529.700	236
5425.020	207	5458.045	124	5486.106	227	5529.710	236
5425.050	207	5458.055	124	5486.108	227	5530.700	236
5425.070	207	5458.058	125	5486.110	227	5530.710	236
5425.080	207	5458.065	125	5487.000	227	5531.690	237
5425.100	207	5458.075	126	5487.005	227	5531.710	237
5425.200	207	5458.095	128	5488.908	227	5533.012	237
5427.090	209, 486	5459.000	137	5490.012	228	5533.016	237
5427.092	209, 486	5459.058	126	5490.016	228	5533.020	237
5427.216	208	5459.065	127	5491.016	228	5534.016	237
5427.220	208	5459.075	127	5494.012	229	5534.020	237
5427.316	208	5463.778	222	5494.016	229	5535.710	238
5427.320	208	5463.780	222	5494.112	229	5535.711	238
5428.216	209	5463.786	222	5494.116	229	5535.712	238
5428.220	209	5465.970	222	5496.012	229	5535.713	238
5430.000	210, 486	5465.975	222	5496.015	229	5535.714	238
5431.100	210, 487	5465.977	222	5502.690	230	5535.715	238
5433.000	210, 487	5468.012	223	5502.700	230	5535.716	238
5435.012	211	5468.016	223	5502.705	230	5536.710	230
5435.016	211	5470.770	223	5502.710	230	5536.712	230
5435.020	211	5470.772	223	5502.715	230	5537.025	239
5435.025	211	5470.774	223	5507.000	230	5537.040	239
5435.032	211	5470.780	223	5507.012	230	5537.055	239
5436.012	211	5470.781	223	5507.050	231	5537.065	239
5436.016	211	5470.782	223	5507.100	231	5538.025	239
5436.020	211	5470.880	223	5508.000	231	5538.040	239
5436.025	211	5470.881	223	5510.012	231	5539.003	239, 479
5436.032	211	5470.882	223	5510.016	231	5542.030	240
5437.012	211	5470.883	223	5510.020	231	5543.140	240
5437.516	212	5471.971	224	5510.025	231	5550.907	240
5437.520	212	5471.973	224	5510.032	231	5550.908	240
5438.012	212	5471.974	224	5520.012	232	5550.918	240
5438.516	213	5479.908	224	5520.016	232	5550.919	240

# Index

Code	Page	Code	Page	Code	Page	Code	Page
5550.922	240	5734.023	187, 494	5744.002	252, 473	5790.003	263
5551.908	241	5734.025	187, 494	5744.011	252, 473	5790.004	263
5556.020	241	5734.026	187, 494	5744.012	252, 473	5790.005	263, 462
5556.025	241	5734.030	187	5744.016	252, 339, 425, 473	5790.006	264, 463
5563.320	241, 480	5734.031	187	5744.020	252, 339, 425, 473	5790.007	264
5564.320	242, 480	5734.032	187	5744.025	252, 339, 425, 473	5790.008	264, 463
5565.320	242, 480	5734.033	187	5744.032	252, 339, 425, 473	5790.009	264
5565.400	242, 480	5734.035	187	5744.112	252, 339, 425, 473	5790.010	265, 463
5566.320	242, 481	5734.036	187	5745.016	253, 474	5790.011	265
5566.400	242, 481	5734.040	187	5750.000	253, 474	5790.015	200, 488
5568.022	243, 481	5734.041	187	5754.000	253, 474	5790.020	200, 489
5572.016	243	5734.042	187	5755.001	254, 475	5790.025	200, 489
5572.020	243	5734.053	187	5755.005	254, 475	5790.090	262
5706.012	182	5735.001	244, 465	5755.010	254, 475	5791.002	263
5706.016	182	5735.002	244, 465	5755.011	254, 475	5791.003	263
5706.020	182	5735.003	244, 465	5755.050	255	5792.000	265
5706.025	182	5735.016	243, 338, 426, 465	5757.000	255, 476	5792.002	263
5706.212	182	5736.001	244, 466	5758.000	255	5792.003	263
5706.216	182	5736.002	245, 467	5758.001	255	5793.000	266
5707.012	182	5736.003	245, 467	5758.002	256	5793.002	266
5707.016	182	5736.016	244, 466	5758.003	256	5793.003	266
5707.020	182	5736.020	244, 466	5758.004	256	5793.004	266
5707.025	182	5736.051	245, 467	5758.009	257	5793.005	266
5707.032	182	5736.055	188, 494	5759.000	257	5793.006	266
5710.012	182	5736.060	188, 495	5760.001	258, 477	5793.007	267
5710.016	182	5736.065	188, 495	5760.002	258, 477	5900.240	128
5710.020	182	5736.075	189, 495	5760.003	258, 477	5900.320	128
5710.112	183	5737.003	246, 468	5760.005	258, 477	5900.400	128
5710.116	183	5737.030	246, 337, 426, 468	5760.006	258, 477	5910.320	129
5710.120	183	5737.040	246, 468	5760.007	258, 477	5916.320	129
5710.212	183	5738.000	247, 469	5762.005	258, 477	5917.001	133
5710.216	183	5738.001	247, 469	5762.006	258, 477	5917.002	134
5710.220	183	5738.003	247, 469	5762.007	258, 477	5917.003	134
5711.012	183	5739.000	247, 469	5762.090	259, 477	5917.010	134
5711.016	183	5740.000	248, 470	5762.091	259, 478	5917.011	135
5711.020	183	5741.001	248, 470	5765.005	259, 451, 478	5917.320	135
5713.016	185	5741.002	248, 470	5765.006	259, 451, 478	5918.320	135
5713.020	185	5741.003	248, 470	5765.007	259, 451, 478	5920.240	129
5716.012	184	5741.004	248, 470	5766.005	260, 479	5920.320	129
5716.016	184	5741.005	248, 471	5766.008	260, 479	5921.240	130
5716.020	184	5741.006	248, 471	5766.012	260, 479	5921.320	130
5717.012	184	5741.007	249, 471	5767.012	260, 479	5922.016	314
5717.016	184	5741.008	249, 471	5767.016	260, 479	5922.020	314
5717.020	184	5741.012	249, 471	5767.020	260, 479	5922.026	314
5720.012	184	5741.013	249, 471	5767.032	260, 479	5922.032	314
5720.016	184	5741.020	249, 417, 448	5777.070	261, 465	5929.001	168
5720.020	184	5741.030	249, 471	5779.001	262	5929.002	169
5725.016	186, 493	5741.032	249, 471	5779.002	262	5929.004	130
5725.020	186, 493	5741.050	250	5779.003	262	5980.240	131
5725.025	186, 493	5741.090	250, 418, 448	5779.010	261	5980.320	131
5730.012	186, 493	5741.091	250	5779.020	261	5980.400	131
5730.016	186, 493	5741.092	250, 471	5782.000	261	5980.480	131
5730.020	186, 493	5741.093	251, 472	5790.001	262	5982.240	132
5730.025	186, 493	5742.000	251, 472	5790.002	263	5982.320	132
5730.032	186, 493	5743.001	251, 472			5982.400	132
5732.012	186, 493	5743.002	251, 472			5982.480	132
5732.016	186, 493	5744.001	252, 473			5985.240	133
5732.020	186, 493					5985.320	133
5733.016	187, 494					5985.400	133
5734.020	187, 494					5985.480	133
5734.021	187, 494					5986.160	133
5734.022	187, 494					5986.320	133



# Index

Code	Page	Code	Page	Code	Page	Code	Page
5995.000	131	6310.480	72	7308.160	155	760 854 917	413
6000.240	137	6320.914	73	7308.240	155	760 854 918	396
6002.240	138	6320.924	73	7401.080	154	760 854 928	339, 460
6002.320	138	6325.015	72	7401.160	154	760 854 929	339, 460
6004.240	138	6325.020	72	760 000 337	347	760 854 930	339, 460
6004.320	138	6326.001	73	760 000 338	347	760 854 946	336
6007.240	143	6335.080	73	760 000 339	347	760 854 984	428, 460
6007.320	143	6335.160	73	760 000 340	347	760 854 985	339, 460
6007.400	143	6335.240	73	760 000 341	347	760 855 078	416
6020.080	140	6335.320	73	760 000 342	347	760 855 133	418
6020.160	140	6335.400	73	760 000 343	346	760 856 010	359
6020.240	140	6400.080	143	760 000 344	346	760 856 040	395
6020.320	140	6400.160	143	760 000 345	346	760 856 041	358
6020.400	140	6405.160	144	760 000 346	346	760 856 050	358
6020.480	140	6405.240	144	760 000 347	346	760 856 205	359
6020.560	140	6410.240	144	760 000 348	346	760 856 602	339, 460
6020.640	140	6410.320	144	760 809 081	415	760 856 603	339, 460
6020.720	140	6410.400	144	760 809 084	415	760 856 604	339, 460
6020.800	140	6410.480	144	760 809 085	415	760 856 605	339, 460
6022.160	140	6410.560	144	760 809 086	415	760 856 606	336
6022.240	140	6410.640	144	760 809 100	415	760 856 607	336
6022.320	140	700 246 911	316	760 853 018	393	760 856 608	336
6022.400	141	700 246 912	316	760 853 019	393	760 856 609	336
6022.480	141	700 246 913	316	760 853 021	394	760 856 610	336
6022.560	141	700 246 914	316	760 853 022	395	760 856 611	336
6022.640	141	700 246 915	316	760 853 071	393	760 856 612	336
6023.080	141	700 246 916	316	760 853 072	393	760 856 613	336
6023.160	141	700 246 917	316	760 853 110	387, 459	760 856 614	336
6023.240	141	7015.240	145	760 853 113	389	760 856 615	336
6023.320	141	7015.241	145	760 853 114	389	760 856 624	336
6023.400	141	7015.320	145	760 853 150	387, 459	760 857 007	357
6024.240	142	7015.321	145	760 853 279	411	760 857 008	357
6024.320	142	7016.240	145	760 853 283	428, 460	760 857 009	357
6024.400	142	7016.241	145	760 853 284	428, 460	760 857 010	357
6041.001	316	7016.320	145	760 853 387	337	760 857 011	357
6041.002	316	7016.321	145	760 853 388	337	760 857 012	357
6041.016	315	7040.010	153	760 853 389	336	760 857 013	358
6041.020	315	7040.300	149	760 853 390	336	760 857 014	358
6041.026	315	7040.500	149	760 853 393	337	760 857 015	358
6041.032	315	7040.750	149	760 853 394	337	760 857 016	360
6041.040	315	7045.001	150	760 853 395	336	760 857 017	360
6041.110	315	7045.010	151	760 853 397	336	760 857 018	360
6041.116	315	7045.011	151	760 853 398	336	760 857 019	388
6041.120	315	7045.012	150	760 853 399	338, 426, 427	760 857 020	388
6041.126	315	7045.014	151	760 853 628	339, 425, 460	760 857 021	388
6041.132	315	7045.015	150	760 853 722	396	760 857 022	388
6041.140	315	7045.240	149	760 853 723	413	760 857 023	388
6050.080	142	7045.241	149	760 853 743	413	760 857 024	388
6050.160	142	7045.320	149	760 853 786	395	760 857 025	388
6050.240	142	7049.100	150	760 854 045	395	760 857 026	388
6050.320	142	7301.080	154	760 854 677	418, 448	760 857 027	388
6050.400	142	7301.160	154	760 854 683	396	760 857 028	388
6050.480	142	7301.302	154	760 854 699	447	760 857 029	388
6050.560	142	7305.080	155	760 854 700	389	760 857 030	388
6050.640	142	7306.080	156	760 854 711	390	760 857 031	388
6050.720	142	7306.160	156	760 854 882	361	760 857 032	388
6050.800	142	7306.240	156	760 854 883	361	760 857 033	388
6303.240	139	7306.261	157	760 854 884	361	760 857 034	388
6305.240	139	7307.080	155	760 854 884	361	760 857 035	388
6310.240	72	7307.160	155	760 854 906	413	760 857 036	389
6310.320	72	7307.240	155	760 854 910	337	760 857 037	389
6310.400	72	7308.080	155	760 854 916	413	760 857 038	389

# Index

Code	Page	Code	Page	Code	Page	Code	Page
760 857 039	389	760 857 201	352	761 065 300	368, 400	761 066 342	347
760 857 040	389	760 857 202	352	761 065 301	368, 399	761 066 343	346
760 857 041	389	760 857 203	352	761 065 302	368, 399	761 066 344	346
760 857 042	389	760 857 204	352	761 065 303	344	761 066 345	346
760 857 043	389	760 857 205	352	761 065 304	370, 398	761 066 346	346
760 857 044	389	760 857 206	352	761 065 305	370, 398	761 066 347	346
760 857 045	391	760 857 207	353	761 065 307	370, 398	761 066 348	346
760 857 046	391	760 857 208	353	761 065 308	370, 398	761 066 558	355
760 857 047	387	760 857 209	353	761 065 309	370, 398	761 066 600	378
760 857 048	387	760 857 210	353	761 065 310	370, 398	761 066 601	378
760 857 049	387	760 857 211	353	761 065 311	370, 398	761 066 602	378
760 857 050	387	760 857 212	353	761 065 312	370, 398	761 066 603	378
760 857 051	387	760 857 213	353	761 065 313	368, 399	761 066 604	378
760 857 052	387	760 857 214	354	761 065 320	386, 399	761 066 605	378
760 857 053	387	760 857 215	354	761 065 321	386, 397	761 066 606	378
760 857 054	390	760 857 216	354	761 065 322	366, 401	761 066 607	378
760 857 055	390	760 857 217	354	761 065 323	373, 401	761 066 608	378
760 857 056	390	760 857 218	354	761 065 324	336	761 066 609	378
760 857 057	390	760 857 219	354	761 065 325	386, 397	761 066 610	378
760 857 058	390	760 857 220	354	761 065 326	336	761 066 611	378
760 857 059	390	760 857 221	354	761 065 327	336	761 066 612	378
760 857 060	391	760 857 222	354	761 065 328	336	761 066 613	378
760 857 061	392	760 857 223	354	761 065 361	368, 400	761 066 614	378
760 857 062	392	760 857 224	354	761 065 362	368, 400	761 066 615	378
760 857 063	392	760 857 225	354	761 066 100	355	761 066 616	378
760 857 064	392	760 857 226	354	761 066 101	355	761 066 617	378
760 857 065	392	760 857 227	354	761 066 102	355	761 066 618	378
760 857 069	393	760 869 904	359	761 066 103	355	761 066 619	378
760 857 070	393	760 869 906	358	761 066 104	355	761 066 620	379
760 857 071	393	760 869 919	417, 447	761 066 105	355	761 066 621	379
760 857 072	394	760 869 920	417, 447	761 066 124	355	761 066 622	379
760 857 073	394	760 869 921	417	761 066 125	355	761 066 623	379
760 857 076	394, 450, 458	760 869 987	391	761 066 126	355	761 066 624	379
760 857 142	394, 450, 459	761 065 255	386, 399	761 066 127	355	761 066 625	379
760 857 143	394, 450, 459	761 065 256	386, 399	761 066 128	355	761 066 626	379
760 857 145	395, 450, 458	761 065 257	386, 399	761 066 129	355	761 066 627	379
760 857 155	353	761 065 258	386, 397	761 066 188	355	761 066 628	379
760 857 156	353	761 065 259	386, 397	761 066 250	371	761 066 629	379
760 857 157	353	761 065 260	386, 397	761 066 251	371	761 066 630	384
760 857 158	353	761 065 261	386, 397	761 066 252	371	761 066 631	384
760 857 159	353	761 065 262	386, 397	761 066 253	371	761 066 632	384
760 857 160	353	761 065 263	386, 397	761 066 254	371	761 066 633	384
760 857 161	353	761 065 264	373, 401	761 066 295	379	761 066 634	384
760 857 162	354	761 065 265	373, 401	761 066 296	340, 461	761 066 635	384
760 857 163	354	761 065 266	373, 401	761 066 297	340, 461	761 066 636	384
760 857 164	354	761 065 267	366, 401	761 066 298	340, 461	761 066 637	384
760 857 165	354	761 065 268	366, 401	761 066 299	340, 461	761 066 638	384
760 857 166	354	761 065 269	366, 401	761 066 300	340, 461	761 066 639	384
760 857 167	354	761 065 270	376	761 066 301	340, 461	761 066 640	384
760 857 168	354	761 065 271	376	761 066 302	340, 461	761 066 641	384
760 857 187	356	761 065 272	376	761 066 303	340, 461	761 066 642	384
760 857 188	356	761 065 273	376	761 066 304	340, 461	761 066 643	384
760 857 189	356	761 065 274	376	761 066 305	340, 461	761 066 644	384
760 857 190	357	761 065 275	377	761 066 309	379	761 066 645	384
760 857 192	357	761 065 276	377	761 066 310	379	761 066 646	385
760 857 193	357	761 065 277	377	761 066 325	348, 461	761 066 647	385
760 857 197	358	761 065 278	377	761 066 328	345	761 066 648	385
760 857 200	352	761 065 279	377, 402	761 066 337	347	761 066 649	385
		761 065 280	377, 402	761 066 338	347	761 066 650	381
		761 065 281	377, 402	761 066 339	347	761 066 651	381
		761 065 297	368, 399	761 066 340	347	761 066 652	381
		761 065 299	368, 400	761 066 341	347	761 066 653	381



# Index

Code	Page	Code	Page	Code	Page	Code	Page
761 066 654	381	761 066 844	413	761 068 018	383, 400	761 069 218	362
761 066 655	381	761 066 845	414	761 068 019	383, 400	761 069 219	362
761 066 656	381	761 066 846	414	761 068 020	383, 400	761 069 220	362
761 066 660	380	761 066 877	408	761 068 021	383, 400	761 069 221	362
761 066 661	380	761 066 881	409	761 068 022	383, 400	761 069 222	362
761 066 662	380	761 066 882	409	761 068 023	383, 400	761 069 223	362
761 066 663	380	761 066 883	409	761 068 024	383, 400	761 069 227	364
761 066 664	380	761 066 894	407	761 068 025	383, 400	761 069 228	364
761 066 665	380	761 066 895	407	761 068 026	383, 400	761 069 229	364
761 066 666	380	761 066 896	344	761 068 027	409	761 069 230	364
761 066 667	380	761 066 897	344	761 068 028	409	761 069 231	364
761 066 668	380	761 066 898	345	761 068 029	409	761 069 232	364
761 066 669	380	761 066 899	345	761 068 030	409	761 069 233	364
761 066 670	381	761 066 900	378	761 068 031	409	761 069 234	364
761 066 671	381	761 066 901	378	761 068 032	409	761 069 235	364
761 066 672	381	761 066 902	378	761 068 033	409	761 069 236	364
761 066 674	381	761 066 903	378	761 068 034	409	761 069 237	364
761 066 675	381	761 066 904	378	761 068 035	409	761 069 238	364
761 066 677	381	761 066 905	378	761 068 036	409	761 069 239	364
761 066 678	381	761 066 906	378	761 068 037	409	761 069 240	364
761 066 679	381	761 066 907	379	761 068 038	409	761 069 241	364
761 066 681	381	761 066 908	379	761 068 039	409	761 069 242	364
761 066 682	381	761 066 909	379	761 068 040	409	761 069 243	364
761 066 683	381	761 066 910	379	761 068 046	383, 401	761 069 244	364
761 066 684	381	761 066 911	379	761 068 047	383, 401	761 069 245	364
761 066 686	381	761 066 912	379	761 068 048	383, 401	761 069 246	364
761 066 687	381	761 066 913	379	761 068 049	379	761 069 249	365
761 066 688	381	761 066 914	379	761 068 050	379	761 069 250	365
761 066 689	381	761 066 915	379	761 068 051	379	761 069 251	365
761 066 690	381	761 066 916	379	761 068 052	382	761 069 252	365
761 066 691	353	761 066 917	379	761 068 053	382	761 069 253	365
761 066 692	353	761 066 918	379	761 068 066	380	761 069 254	365
761 066 693	353	761 066 919	379	761 068 067	380	761 069 255	365
761 066 694	353	761 066 920	379	761 068 068	380	761 069 256	365
761 066 695	353	761 066 921	379	761 069 001	406	761 069 257	365
761 066 696	353	761 066 922	379	761 069 006	406	761 069 258	365
761 066 697	353	761 066 923	379	761 069 008	406	761 069 259	365
761 066 742	381	761 066 924	379	761 069 011	405	761 069 260	365
761 066 745	381	761 066 925	379	761 069 012	405	761 069 261	365
761 066 746	381	761 066 926	379	761 069 013	405	761 069 262	365
761 066 747	381	761 066 940	384	761 069 015	403	761 069 263	365
761 066 748	381	761 066 941	384	761 069 016	405	761 069 264	365
761 066 749	381	761 066 942	384	761 069 020	403	761 069 265	362
761 066 750	410	761 066 943	384	761 069 021	403	761 069 266	362
761 066 751	408	761 066 944	384	761 069 200	362	761 069 267	362
761 066 752	410	761 066 945	384	761 069 201	362	761 069 270	365
761 066 756	408	761 068 000	382	761 069 202	362	761 069 271	365
761 066 757	408	761 068 003	382	761 069 203	362	761 069 272	365
761 066 758	408	761 068 004	382	761 069 204	362	761 069 273	365
761 066 759	408	761 068 005	382	761 069 205	362	761 069 274	365
761 066 760	408	761 068 006	382	761 069 206	362	761 069 275	365
761 066 761	409	761 068 007	382	761 069 207	363	761 069 276	365
761 066 762	409	761 068 008	382	761 069 208	363	761 069 277	366
761 066 795	412	761 068 009	382	761 069 209	363	761 069 278	366
761 066 796	414	761 068 010	382	761 069 210	363	761 069 279	366
761 066 797	414	761 068 011	382	761 069 211	363	761 069 280	366
761 066 799	414	761 068 012	382	761 069 212	363	761 069 281	366
761 066 800	412	761 068 013	382	761 069 213	363	761 069 282	366
761 066 801	408	761 068 014	382	761 069 214	362	761 069 283	366
761 066 802	410	761 068 015	382	761 069 215	362	761 069 284	366
761 066 804	408	761 068 016	382	761 069 216	362	761 069 285	366
761 066 843	413	761 068 017	382	761 069 217	362	761 069 286	366

# Index

Code	Page	Code	Page	Code	Page	Code	Page
761 069 287	366	761 069 502	376	761 069 628	347	761 069 705	350
761 069 288	366	761 069 503	376	761 069 629	347	761 069 706	350
761 069 289	366	761 069 504	376	761 069 630	347	761 069 707	350
761 069 290	366	761 069 505	376	761 069 631	347	761 069 708	350
761 069 291	366	761 069 506	376	761 069 632	347	761 069 709	350
761 069 306	372	761 069 507	376	761 069 647	341	761 069 710	350
761 069 307	372	761 069 508	376	761 069 648	341	761 069 711	351
761 069 308	372	761 069 509	376	761 069 649	341	761 069 712	351
761 069 309	372	761 069 510	376	761 069 650	341	761 069 713	351
761 069 310	372	761 069 511	376	761 069 651	341	761 069 714	351
761 069 311	372	761 069 512	376	761 069 652	341	761 069 715	351
761 069 312	372	761 069 513	376	761 069 653	341	761 069 716	351
761 069 313	372	761 069 514	376	761 069 654	341	761 069 717	351
761 069 314	372	761 069 515	376	761 069 655	341	761 069 718	351
761 069 315	372	761 069 516	376	761 069 656	341	761 069 719	351
761 069 321	372	761 069 517	376	761 069 657	341	761 069 720	352
761 069 322	372	761 069 518	373	761 069 658	341	761 069 721	352
761 069 323	372	761 069 519	373	761 069 659	342	761 069 722	352
761 069 324	372	761 069 520	373	761 069 660	342	761 069 723	352
761 069 325	372	761 069 521	373	761 069 661	342	761 069 724	352
761 069 326	372	761 069 522	373	761 069 662	370, 398	761 069 725	352
761 069 327	372	761 069 523	373	761 069 663	370, 398	761 069 726	352
761 069 328	372	761 069 524	374	761 069 665	371	761 069 727	352
761 069 329	372	761 069 525	374	761 069 666	349	761 069 728	352
761 069 434	364	761 069 526	374	761 069 667	349	761 069 729	352
761 069 435	364	761 069 527	374	761 069 668	349	761 069 730	352
761 069 436	364	761 069 528	374	761 069 669	349	761 069 731	352
761 069 437	364	761 069 529	374	761 069 670	349	761 069 732	352
761 069 438	364	761 069 530	374	761 069 671	349	761 069 733	352
761 069 439	364	761 069 531	374	761 069 672	349	761 069 734	352
761 069 440	364	761 069 532	374	761 069 673	349	761 069 735	352
761 069 447	363	761 069 533	374	761 069 674	349	761 069 736	352
761 069 448	363	761 069 534	374	761 069 675	350	761 069 737	352
761 069 449	363	761 069 535	374	761 069 676	350	761 069 738	365
761 069 450	363	761 069 555	363, 397	761 069 677	350	761 069 739	365
761 069 451	363	761 069 556	363, 397	761 069 678	350	761 069 740	375
761 069 452	363	761 069 557	363, 397	761 069 679	350	761 069 741	375
761 069 453	363	761 069 589	369	761 069 680	350	761 069 742	375
761 069 454	375	761 069 590	369	761 069 681	350	761 069 743	375
761 069 455	375	761 069 591	369	761 069 682	350	761 069 744	375
761 069 456	375	761 069 592	369	761 069 683	350	761 069 745	375
761 069 457	366	761 069 599	369	761 069 684	351	761 069 746	375
761 069 458	366	761 069 600	369	761 069 685	351	761 069 747	375
761 069 459	366	761 069 601	369	761 069 686	351	761 069 748	375
761 069 460	366	761 069 602	414	761 069 687	351	761 069 749	374
761 069 461	366	761 069 604	373	761 069 688	351	761 069 750	374
761 069 462	366	761 069 605	373	761 069 689	351	761 069 751	374
761 069 463	366	761 069 606	373	761 069 690	351	761 069 752	374
761 069 464	366	761 069 607	373	761 069 691	351	761 069 753	374
761 069 465	366	761 069 608	373	761 069 692	351	761 069 754	374
761 069 490	367	761 069 609	373	761 069 693	351	761 069 755	374
761 069 491	367	761 069 610	373	761 069 694	351	761 069 756	374
761 069 492	367	761 069 611	373	761 069 695	351	761 069 757	374
761 069 493	367	761 069 612	373	761 069 696	351	761 069 758	383, 400
761 069 494	367	761 069 613	373	761 069 697	351	761 069 759	383, 400
761 069 495	367	761 069 614	373	761 069 698	351	761 069 760	383, 400
761 069 496	367	761 069 615	373	761 069 699	351	761 069 761	383, 400
761 069 497	367	761 069 619	374	761 069 700	351	761 069 762	383, 400
761 069 498	367	761 069 620	374	761 069 701	351	761 069 763	383, 400
761 069 499	367	761 069 621	374	761 069 702	350	761 069 764	383, 400
761 069 500	376	761 069 622	410	761 069 703	350	761 069 765	383, 400
761 069 501	376	761 069 627	347	761 069 704	350	761 069 774	367

# Index

Code	Page	Code	Page	Code	Page	Code	Page
761 069 775	367	762 101 116	453	762 101 256	392, 439	762 101 358	454
761 069 776	367	762 101 117	454	762 101 257	392, 439	762 101 359	429
761 069 784	367	762 101 118	454	762 101 260	444	762 101 360	429
761 069 785	367	762 101 120	453	762 101 261	445	762 101 361	455
761 069 786	367	762 101 122	453	762 101 262	440	762 101 362	455
761 070 036	355	762 101 125	453	762 101 263	440	762 101 363	455
761 070 037	355	762 101 126	424	762 101 264	440	762 101 364	444
761 070 038	355	762 101 127	424	762 101 265	435	762 101 365	425
761 070 263	368, 399	762 101 128	424	762 101 266	435	762 101 366	425
761 070 264	368, 399	762 101 130	422	762 101 267	435	762 101 367	424
761 070 304	342	762 101 131	422	762 101 268	435	762 101 368	424
761 070 305	342	762 101 132	453	762 101 269	445	762 101 375	422
761 070 306	342	762 101 133	453	762 101 270	436	762 101 376	422
761 070 307	342	762 101 150	428	762 101 271	436	762 101 377	453
761 070 308	342	762 101 151	428	762 101 272	436	762 101 378	453
761 070 309	342	762 101 152	428	762 101 273	437	762 590 916	427
761 070 310	343	762 101 153	428	762 101 274	444	790 114 028	414
761 070 311	343	762 101 154	428	762 101 275	445	790 156 022	404
761 070 312	343	762 101 155	428	762 101 276	437	790 309 003	412
761 070 313	343	762 101 160	424	762 101 277	435	790 309 004	412
761 070 314	343	762 101 161	424	762 101 278	435	790 309 005	412
761 070 315	343	762 101 162	424	762 101 279	435	790 309 006	412
761 070 316	343	762 101 163	424	762 101 280	435	8101.010	13
761 070 317	343	762 101 175	434	762 101 281	437	8102.010	13
761 070 318	343	762 101 177	434	762 101 282	437	8103.010	14
761 070 319	411	762 101 179	433	762 101 283	437	8104.010	14
761 070 320	411	762 101 180	433	762 101 284	437	8106.040	14
761 070 321	412	762 101 181	432	762 101 285	436	8106.080	14
761 070 322	411	762 101 183	432	762 101 286	436	8107.080	14
761 070 323	411	762 101 185	432	762 101 287	436	8107.081	14
761 070 324	412	762 101 187	432	762 101 288	436	8107.082	14
761 070 325	414	762 101 201	424	762 101 289	436	8107.083	14
762 101 000	422	762 101 203	434	762 101 290	436	8107.084	14
762 101 001	422	762 101 205	433	762 101 292	437	8108.080	15
762 101 003	423	762 101 207	441	762 101 293	437	8109.080	15
762 101 004	423	762 101 208	441	762 101 294	449	8127.000	170
762 101 005	423	762 101 212	449	762 101 295	449	8130.000	170
762 101 006	423	762 101 213	449	762 101 296	449	8130.080	170
762 101 007	423	762 101 227	430	762 101 300	422	8130.090	160
762 101 008	423	762 101 228	430	762 101 301	422	8130.110	171
762 101 011	423	762 101 229	431	762 101 303	442	8130.150	171
762 101 012	423	762 101 234	338, 427, 459	762 101 304	442	8130.152	171
762 101 013	423	762 101 235	338, 427, 459	762 101 305	443	8135.012	169
762 101 014	422	762 101 236	338, 427, 459	762 101 306	422	8135.015	169
762 101 027	432	762 101 237	338, 427, 459	762 101 307	422	8135.018	169
762 101 030	429	762 101 238	435	762 101 314	425	8135.022	169
762 101 031	429	762 101 239	427	762 101 317	424	8135.028	169
762 101 033	447	762 101 240	446	762 101 321	444	8135.035	169
762 101 034	429	762 101 241	446	762 101 322	437	8135.042	169
762 101 035	429	762 101 243	438	762 101 323	438	8135.054	169
762 101 036	446, 458	762 101 244	438	762 101 324	438	8137.012	169
762 101 037	446, 458	762 101 245	438	762 101 325	438	8137.015	169
762 101 042	432	762 101 246	438	762 101 327	437	8137.018	169
762 101 044	434	762 101 247	438	762 101 345	442	8137.022	169
762 101 046	433	762 101 248	438	762 101 346	435	8137.028	169
762 101 064	452	762 101 249	438	762 101 347	438	8137.035	169
762 101 065	452	762 101 253	392, 439	762 101 350	439	8137.042	169
762 101 068	452	762 101 254	392, 439	762 101 351	455	8137.054	169
762 101 112	454	762 101 255	392, 439	762 101 352	455	8140.000	171
762 101 113	454			762 101 353	455	8171.100	44
762 101 114	454			762 101 354	455	8171.200	44
762 101 115	454			762 101 357	445	8171.300	46

# Index

Code	Page	Code	Page	Code	Page	Code	Page
8200.160	36	8299.720	15	8355.022	164	8702.241	147
8200.640	36	8300.160	67	8355.028	164	8702.322	147
8201.160	160	8308.240	159	8355.035	164	8702.324	147
8201.240	160	8308.241	159	8355.042	164	8702.326	147
8201.320	160	8310.240	67	8355.054	164	8702.402	147
8201.400	160	8320.240	68	8356.015	164	8702.404	147
8201.402	160	8325.240	71	8356.018	164	8702.406	147
8201.480	160	8325.320	71	8356.022	164	8702.481	147
8201.560	160	8325.560	71	8356.028	164	8702.482	147
8201.640	160	8325.640	71	8356.035	164	8702.483	147
8201.720	160	8331.240	68	8356.042	164	8720.162	166
8202.010	171	8331.320	68	8356.054	164	8720.163	166
8203.010	172	8331.322	68	8356.122	164	8720.242	166
8204.240	66	8331.400	68	8360.015	165	8720.243	166
8204.320	66	8331.405	175	8360.020	165	8720.322	166
8204.400	66	8331.480	68	8360.025	165	8720.323	166
8204.480	66	8331.485	175	8360.032	165	8720.403	166
8204.560	66	8331.560	68	8360.040	165	8721.160	167
8204.640	66	8331.565	175	8360.050	165	8721.240	167
8208.240	165	8331.640	68	8500.050	108	8721.320	167
8208.320	165	8331.645	175	8500.055	108	8721.400	167
8209.018	66	8331.720	68	8500.060	108	8722.080	167
8209.022	66	8333.240	162	8500.070	108	8722.160	167
8209.028	66	8333.320	162	8500.080	108	8722.240	167
8209.035	66	8333.322	162	8500.090	108	8722.320	167
8209.042	66	8333.400	162	8500.100	108	8722.400	167
8209.054	66	8333.480	162	8500.120	108	8723.160	167
8209.122	66	8333.560	162	8500.160	147, 152	8723.240	167
8210.240	57	8333.640	162	8500.162	147, 152	8723.320	167
8210.241	57	8333.720	162	8500.172	147	8730.215	168
8210.320	57	8333.800	162	8501.100	108	8730.220	168
8210.321	57	8334.020	166	8501.101	108	8730.225	168
8218.240	158	8334.025	166	8501.102	108	8730.230	168
8218.241	158	8334.032	166	8501.103	108	8740.040	2
8218.320	158	8334.040	166	8501.200	108	8740.050	2
8222.240	58	8334.050	166	8501.201	108	9900.000	500
8222.241	58	8335.026	317	8501.202	108	9900.001	500
8222.320	58	8335.032	317	8501.203	108	9900.002	508
8222.321	58	8335.040	317	8501.300	109	9900.003	500
8230.025	161	8337.240	69	8501.301	109	9901.000	500
8230.032	161	8337.320	69	8501.302	109	9901.001	500
8230.040	161	8341.240	69	8501.303	109	9901.003	500
8230.050	161	8347.240	160	8501.400	109	9902.000	503
8230.065	161	8348.001	70	8501.401	109	9910.015	501
8230.080	161	8348.080	69	8501.402	109	9910.020	501
8231.065	161	8349.080	70	8501.403	109	9910.025	501
8232.065	162	8350.015	163	8510.005	148	9919.010	508
8250.160	157	8350.018	163	8510.006	148	9919.020	508
8250.240	157	8350.022	163	8510.105	148	9920.015	501
8260.160	157	8350.028	163	8510.106	148	9920.020	501
8260.240	157	8350.035	163	8510.107	148	9929.015	509
8283.230	66	8350.042	163	8510.108	148	9929.020	509
8283.240	67	8350.054	163	8700.240	146	9940.001	504, 509
8283.310	66	8351.018	163	8700.241	146	9940.003	504
8283.320	67	8351.022	163	8700.322	146	9940.005	504, 509
8284.000	67	8351.028	163	8700.324	146	9940.010	504, 509
8299.240	15	8351.035	163	8700.325	146	9940.020	504, 509
8299.320	15	8351.042	163	8700.326	146	9940.050	504, 509
8299.400	15	8351.054	163	8700.402	146	9941.000	504, 509
8299.480	15	8351.122	163	8700.404	146	9942.000	504
8299.560	15	8355.015	164	8700.406	146	9943.005	505
8299.640	15	8355.018	164	8702.240	147	9944.005	505

# Index

<b>Code</b>	<b>Page</b>
9945.005	505
9950.020	502
9951.015	502
9951.020	502
9952.000	502
9953.000	503
9970.000	507
9980.000	506
9980.001	506
9981.000	506
9981.001	507
9982.001	507
9982.002	507
9982.003	507
9982.004	507

# General Terms and Conditions of Sale – Georg Fischer Piping Systems (Switzerland) Ltd., Schaffhausen

## 1 General

- 1.1. These general terms and conditions of sale (hereinafter referred to as "**General Terms and Conditions**") shall apply to all products supplied and services performed by Georg Fischer Rohrleitungssysteme (Schweiz) AG (hereinafter referred to as "**GF**") towards the Purchaser (hereinafter referred to as "**Products**"). They shall also apply to all future sale of goods similar to the Products and all other business even when no express reference is made to these General Terms and Conditions.
- 1.2. Any legal transactions (one-, two-, as well as multi-sided legal transactions, e.g. conclusion, disputing, contesting etc.) on the part of GF and Purchaser must be in writing in order to be valid. Provisions deviating or supplementing these General Terms and Conditions, especially Purchaser's general terms and conditions of purchase and verbal agreements shall only be applicable if accepted in writing by GF or if they favor GF. The written form shall be deemed complied with all forms of transmission, evidenced in the form of text, e-mail, etc. Excluded thereof shall be the transmission by fax.
- 1.3. Offers shall only be binding if they contain a specifically stated period for acceptance.

## 2 Scope of supplies

- 2.1. GF's product range is subject to change without prior notice.
- 2.2. The order confirmation shall govern the scope and execution of the contract.
- 2.3. GF shall be entitled to hire subcontractors.

## 3 Local Laws and Regulations, Export Controls

- 3.1. The Purchaser shall bring to the attention of GF all local laws and regulations at the place of destination which bear connection with the execution of the contract and the adherence to relevant safety regulations and approval procedures.
- 3.2. Unless otherwise agreed in accordance with Clause 3.1, the supplies shall comply with the regulations and standards at GF's registered office.
- 3.3. In case of re-exports, the Purchaser shall be responsible for compliance with pertinent export control regulations.

## 4 Price

- 4.1. Unless agreed otherwise, the prices shall be deemed to be in CHF, net, EXW (Incoterms 2020 of the ICC, or latest version) at the production site of GF, including standard packing.
- 4.2. If contrary to EXW (Incoterms 2020 of the ICC, or latest version), at the production site of GF, costs of any kind, in particular all supplementary costs, such as the cost of carriage, freight, insurance, export, transit and import licenses etc. as well as all types of taxes, fees, duties, etc. connected with the contract, shall be borne by GF, GF reserves the right to adjust the prices accordingly in the event of a change in costs.
- 4.3. If the Products are provided with additional packaging over and above the standard packaging, such packaging shall be charged additionally.

## 5 Terms of Payment

- 5.1. The Purchaser shall make payments at the place of GF within thirty (30) days of receipt of invoice without any deductions, such as discounts, costs, taxes or dues.
- 5.2. The Purchaser shall only have a right of set-off against counterclaims that are either undisputed by GF or legally established to the Purchaser by a court of competent jurisdiction. The Purchaser shall have no right to withhold payments due if unessential parts of the delivery are still pending provided that the use of the delivery is not rendered unusable as a result.
- 5.3. If the advance payment or the contractually agreed securities have not been made on time, GF shall be entitled to adhere to or rescind the contract and shall in both cases be entitled to claim damages.
- 5.4. If the Purchaser, for any reason, is in delay with a payment, or if GF is seriously concerned that GF will not receive payments in total or in due time because of circumstances having taken place since entering into the contract, GF, without being limited in its rights provided for by law, shall be entitled to refuse the further performance of the contract and to retain the Products ready for dispatch until new terms of payment and delivery will have been agreed and until GF will have received satisfactory securities. If such an agreement cannot be reached within a reasonable time, or if GF does not receive adequate securities, GF shall be entitled to rescind the contract and to claim damages.
- 5.5. If the Purchaser does not adhere to the agreed terms of payment, the Purchaser shall be liable without reminder, for default interest to the amount of five (5) percent of the contract price with effect from the agreed date on which the payment was due. The right to claim further damages is reserved.

## 6 Reservation of Title

- 6.1. As far as acknowledged by the jurisdiction in the respective country of destination of the goods, the further provisions of this Clause 6 shall apply. In any case, they shall be considered separable from each other in terms of content and linguistics and shall apply to themselves.

### 6.2 Simple reservation

**GF retains title to all goods delivered by GF until full payment of the respective claims of GF.**

- 6.3. Processing or transformation of the goods supplied by GF by the Purchaser is always carried out for GF. If the goods supplied are processed or inseparably combined or mixed with objects not belonging to GF, co-ownership of the new object shall be acquired in proportion to the value of the goods supplied by GF to the other processed objects at the time of processing or in proportion to the value of the goods supplied by GF to the other combined or mixed objects at the time of combination or mixing. If the goods are combined or mixed by the Purchaser with other objects to form a single object and if the other object is to be regarded as the main object, the Purchaser is obliged to transfer co-ownership to GF on a pro rata basis insofar as the main object belongs to the Purchaser. The Purchaser shall retain the sole ownership or co-ownership on behalf of GF.
- 6.4. During the period of reservation of title, the Purchaser shall at his own cost maintain the supplies and insure them for the benefit of GF against theft, breakdown, fire, water and other risks. The Purchaser shall further take all measures to ensure that GF's title is in no way compromised or rescinded.

### 6.5 Extended reservation of title

- 6.5.a. Should the Purchaser resell Products to which title is reserved, in the ordinary course of business, the Purchaser shall hereby be deemed to have tacitly assigned to GF the proceeds deriving from their sale together with all collateral rights, securities and reservations of title until all claims held by GF have been settled.
- 6.5.b. The Purchaser is authorized to collect the assigned receivables, as long as the Purchaser fulfills his payment obligation towards GF in accordance with the contract.

### 6.6 Overall reservation of title

- 6.6.a. The requirements to be met from Clause 6.2 extends to all current and future demands of GF towards the Purchaser.
- 6.6.b. The assignment is only valid insofar as the value of the Products subject to retention of title together with the granted securities exceeds GF's claims against the Purchaser by more than 20%.

## 7 Terms of Delivery

- 7.1. Unless otherwise agreed (see Clause 4), the Products shall be delivered EXW (Incoterms 2020 of the ICC, or latest version) production site of GF.
- 7.2. The term of delivery shall commence as soon as the contract has been entered into, all official formalities, such as import and payment permits have been obtained and all essential technical issues have been settled. The term of delivery and the delivery dates shall be deemed duly observed when, upon its expiry or on the day of the delivery date, the Products are ready for dispatch.
- 7.3. Part shipments to a reasonable extent shall be allowed and GF shall be entitled to invoice for such partial deliveries.
- 7.4. Delivery is subject to the following conditions, i.e. the delivery time shall be reasonably extended, respectively the delivery date postponed.
  - 7.4.a. if the information of the Customer required by GF for the performance of the contract is not received in time, or if the Customer subsequently changes it, thereby causing a delay in the delivery of the supplies;
  - 7.4.b. if GF is prevented from performing the contract by force majeure. In particular, force majeure shall be deemed to be any unforeseeable event beyond GF's control which renders GF's performance commercially unreasonable or impossible, such as delayed or defective supplies from subcontractors, labor disputes, governmental orders or regulations, shortages in materials or energy, serious disturbances in GF's works, such as the total or partial destruction of plant and equipment or the breakdown of essential facilities, serious disruptions in transport facilities, e.g. impassable roads. Should the effect of force majeure exceed a period of six (6) months, either party may terminate the contract effective forthwith. In no event, GF shall be liable for any damage or loss of any kind whatsoever arising out of or caused by such an event of force majeure.
  - 7.4.c. if the Purchaser is in delay with the fulfillment of his obligations under the contract, in particular, if the Purchaser does not adhere to the agreed conditions of payment or if he has failed to timely provide the agreed securities.
- 7.5. If for reasons attributable to GF the agreed term of delivery or a reasonable extension thereof is exceeded, GF shall not be deemed in default until the Purchaser has granted to GF in writing a reasonable extension thereof of not less than two (2) weeks which is equally not met. The Purchaser shall then be entitled to the remedies provided at law, it being however understood that, subject to

limitations of Clause 10, damage claims shall be limited to max. ten (10) percent of the price of the delayed delivery.

- 7.6. If the Purchaser fails to take delivery within a reasonable time of Products notified as ready for dispatch, GF shall be entitled to store the Products at the Purchaser's expense and risk and to invoice them as delivered. If the Purchaser fails to effect payment pursuant to the terms of payment, GF shall be entitled to dispose of the Products. GF undertakes to inform the Purchaser of the consequences of his actions or omission.
- 7.7. In the event of damage or loss of the Products during carriage, the Purchaser shall mark the delivery documents accordingly and immediately have the damage ascertained by the carrier. Not readily ascertainable damages sustained during carriage shall be notified by the Purchaser to the carrier within six (6) days after receipt of the Products.
- 7.8. If, contrary to the agreed terms of delivery, GF or the Purchaser take on tasks (e.g. transport, loading or unloading of the deliverables, insurance, etc.) which are not their responsibility but the contracting party's, these tasks shall be deemed to have been performed on behalf of and for the account of the respectively contracting party responsible. In this sense, the person executing the order acts as a vicarious agent for the responsible contracting party.
- 7.9. Should the Purchaser cancel an order without justification and should GF not insist on the performance of the contract, GF shall be entitled to a contractual penalty amounting to ten (10) percent of the contract price. The right to claim damages remains unaffected.

## 8 Inspection, Notification of Defect and Damages

- 8.1. The Products will be subject to normal inspection by GF during manufacture. Additional tests required by the Purchaser shall be agreed upon in writing and shall be charged to the Purchaser.
- 8.2. It shall be a condition of GF's obligation under the warranties stated hereinafter that GF is notified in writing by the Purchaser of any purported defect immediately upon discovery. Notice concerning weight, numbers or apparent defects is to be given within thirty (30) days from receipt of the Products, notice of other defects immediately latest within seven (7) working days after discovery, in any event within the warranty period.
- 8.3. The Purchaser shall not dispose of allegedly defective Products until all warranty and/or damage claims are finally settled. At its request, defective Products are to be placed at GF's disposal.
- 8.4. At its request, GF shall be given the opportunity to inspect the defect and/or damage, prior to commencement of remedial work, either by itself or by a third party.

## 9 Warranty, liability for defects

- 9.1. Warranty
  - 9.1.a. The warranty is, unless otherwise explicitly agreed, not transferable and limited to the country in which the representative of GF is located with whom the contract was concluded. Warranty claims must be made in the country in which the product in question was purchased.
  - 9.1.b. The warranty or damage claims become time-barred twelve (12) month from receipt of the Products by the end user but at the latest within eighteen (18) months of the Products being dispatched by GF.
  - 9.1.c. For spare or repaired parts, the warranty period is limited to the initial warranty period of the replaced or repaired part.
  - 9.1.d. For Products manufactured to specifications, drawings or patterns supplied by the Purchaser, GF's warranty shall be restricted to proper materials and workmanship.
  - 9.1.e. This warranty shall not apply to damage resulting from normal wear and tear, improper storage and maintenance, failure to observe the operating instructions, overstraining or overloading, unsuitable operating media, unsuitable construction work or unsuitable building ground, improper repairs or modifications / alterations by the Purchaser or third parties, the use of other than original spare parts and other reasons beyond GF's control.
  - 9.1.f. Claims for deficiency of title becomes time-barred twelve (12) month from receipt of the Products by end user.
- 9.2. Liability for defects
  - 9.2.a. At the written request of the Purchaser, GF undertakes to repair or replace at its discretion, as quickly as possible and free of charge, all Products supplied which demonstrably suffer from faulty design, materials or workmanship, from faulty operating or installation instructions or which became defective or unusable due to faulty advice. Replaced parts shall be handed over to GF and become property of GF, unless GF waives this right. In order to protect employees from toxic or radioactive substances which may have been transported in the Products concerned, defective parts returned to GF or its sales organizations, must be accompanied by a Material Safety disclosure Form. The form may be obtained from GF's local sales company.
  - 9.2.b. The Purchaser shall be entitled to rescind the contract or to demand a reduction of the contract price if
    - the repair or replacement of the defective Product is impossible,
    - the defective Product is not repaired or replaced within a reasonable period, or
    - if GF refuses the repair or replacement of the defective Product or if for reasons attributable to GF the repair or replacement is delayed.
- 9.3. In case of Products for use in domestic installations or in utilities
  - GF will assume, in deviation to Clause 10.3, the dismantling and installation costs for the restoration of the original condition of the defective Product up to a maximum amount of CHF 1'000'000 per occurrence.
  - warranty and damage claims - contrary to Clause 9.1.b. — shall become time-barred five (5) years from the date of installation or seven (7) years from the production date, whichever is earlier.

## 10 Limitation of Remedies

- 10.1. The rights and remedies of the Purchaser shall be exclusively governed by these General Terms and Conditions. All further claims such as damages, reduction of the purchase price, termination or rescission of the contract are excluded.
- 10.2. In no case, whatsoever, shall the Purchaser be entitled to claim damages other than compensation for costs of remedying defects in the supplies. This in particular refers, but shall not be limited, to loss of production, loss of use, loss of orders, loss of profit, third party recovery claims and other direct or indirect or consequential damages.
- 10.3. In the event that claims of the Purchaser in relation to or in connection with the contract or the breach thereof should exist, the total amount of such claims is restricted to the purchase price of respective delivery.
- 10.4. This limitation of liability equally applies to the extent GF is liable for acts or omissions of auxiliary persons such as its employees or third parties engaged for the performance of its obligations. It does not apply in case of unlawful intent or gross negligence on the part of GF and in case of GF's mandatory statutory liability, in particular under applicable product liability laws.

## 11 Data and Documents

- 11.1. Technical documents, such as drawings, descriptions, illustrations and data on dimensions, performance and weight as well as the reference to standards are for information purposes only. They are not warranted characteristics and are subject to change.
- 11.2. All technical documents shall remain the exclusive property of GF and may only be used for the purposes agreed between the parties or as GF may consent.

## 12 Confidentiality, Protection of Personal Data

- 12.1. Each party shall keep in strict confidence all commercial or technical information relating to the business of the other party, of which it has gained knowledge in the course of its dealing with the other party. Such information shall neither be disclosed to third parties nor used for other purposes than the agreed.
- 12.2. Personal data will only be processed by GF in accordance with the relevant laws and exclusively based on a separate contract submitted by GF.

## 13 Severability

Should any term or clause of these General Terms and Conditions in whole or in part be found to be unenforceable or void, all other provisions shall remain in full force and effect. The unenforceable or void provision shall be replaced by a valid provision, which comes closest to the original intention of the unenforceable or invalid provision.

## 14 Place of Performance, Applicable Law and Jurisdiction

- 14.1. Place of performance shall be the GF works from which the Products are dispatched.
- 14.2. The contract shall be governed by Swiss law to the exclusion of any conflict of law provisions and the United Nations Convention on Contracts for the International Sale of Goods (CISG) provisions.
- 14.3. Exclusive place of jurisdiction for any dispute, controversy or claim arising out of or in relation to this contract, including the validity, invalidity, breach or termination thereof, shall be the ordinary courts in Schaffhausen, Switzerland. However, GF reserves the right to file actions in any court having jurisdiction.

# Worldwide at home

Our sales companies and representatives ensure local customer support in over 100 countries.

[www.gfps.com](http://www.gfps.com)

## Argentina / Southern South America

Georg Fischer Central Plastics Sudamérica S.R.L.  
Buenos Aires / Argentina  
Phone +54 11 4512 02 90  
Fax +54 11 4512 02 93  
[gfcentral.ps.ar@georgfischer.com](mailto:gfcentral.ps.ar@georgfischer.com)  
[www.gfps.com/ar](http://www.gfps.com/ar)

## Australia

George Fischer Pty Ltd  
Riverwood NSW 2210  
Phone +61 (0) 2 9502 8000  
Fax +61 (0) 2 9502 8090  
[australia.ps@georgfischer.com](mailto:australia.ps@georgfischer.com)  
[www.gfps.com/au](http://www.gfps.com/au)

## Austria

Georg Fischer Rohrleitungssysteme GmbH  
3130 Herzogenburg  
Phone +43 (0) 2782 856 43 0  
Fax +43 (0) 2782 856 64  
[austria.ps@georgfischer.com](mailto:austria.ps@georgfischer.com)  
[www.gfps.com/at](http://www.gfps.com/at)

## Belgium / Luxembourg

Georg Fischer NV/SA  
1600 Sint-Pieters-Leeuw / Belgium  
Phone +32 (0) 2 556 40 20  
Fax +32 (0) 2 524 34 26  
[be.ps@georgfischer.com](mailto:be.ps@georgfischer.com)  
[www.gfps.com/be](http://www.gfps.com/be)

## Brazil

Georg Fischer Sist. de Tub. Ltda.  
04571-020 São Paulo/SP  
Phone +55 (0) 11 5525 1311  
[br.ps@georgfischer.com](mailto:br.ps@georgfischer.com)  
[www.gfps.com/br](http://www.gfps.com/br)

## Canada

Georg Fischer Piping Systems Ltd  
Mississauga, ON L5T 2B2  
Phone +1 (905) 670 8005  
Fax +1 (905) 670 8513  
[ca.ps@georgfischer.com](mailto:ca.ps@georgfischer.com)  
[www.gfps.com/ca](http://www.gfps.com/ca)

## China

Georg Fischer Piping Systems Ltd  
201319 Shanghai  
Phone +86 21 3899 3899  
Fax +86 21 3899 3888  
[china.ps@georgfischer.com](mailto:china.ps@georgfischer.com)  
[www.gfps.com/cn](http://www.gfps.com/cn)

## Denmark / Iceland

Georg Fischer A/S  
2630 Taastrup / Denmark  
Phone +45 (0) 7022 1975  
Fax +45 (0) 7022 1976  
[info.dk.ps@georgfischer.com](mailto:info.dk.ps@georgfischer.com)  
[www.gfps.com/dk](http://www.gfps.com/dk)

## Finland

Georg Fischer AB  
01510 Vantaa  
Phone +358 (0) 9 586 58 25  
Fax +358 (0) 9 586 58 29  
[info.fi.ps@georgfischer.com](mailto:info.fi.ps@georgfischer.com)  
[www.gfps.com/fin](http://www.gfps.com/fin)

## France

Georg Fischer SAS  
95932 Roissy Charles de Gaulle Cedex  
Phone +33 (0) 1 41 84 68 84  
Fax +33 (0) 1 41 84 68 85  
[fr.ps@georgfischer.com](mailto:fr.ps@georgfischer.com)  
[www.gfps.com/fr](http://www.gfps.com/fr)

## Germany

Georg Fischer GmbH  
73095 Albershausen  
Phone +49 (0) 7161 302 0  
Fax +49 (0) 7161 302 25 9  
[info.de.ps@georgfischer.com](mailto:info.de.ps@georgfischer.com)  
[www.gfps.com/de](http://www.gfps.com/de)

## India

Georg Fischer Piping Systems Pvt. Ltd.  
400 076 Powai, Mumbai  
Phone +91 22 4007 2000  
Fax +91 22 4007 2020  
[brancho.ce@georgfischer.com](mailto:brancho.ce@georgfischer.com)  
[www.gfps.com/in](http://www.gfps.com/in)

## Indonesia

PT Georg Fischer Indonesia  
Karawang 41371, Jawa Barat  
Phone +62 267 432 044  
Fax +62 267 431 857  
[indonesia.ps@georgfischer.com](mailto:indonesia.ps@georgfischer.com)  
[www.gfps.com/id](http://www.gfps.com/id)

## Italy

Georg Fischer S.p.A.  
20864 Agrate Brianza (MB)  
Phone +39 02 921 86 1  
Fax +39 02 921 86 24 7  
[it.ps@georgfischer.com](mailto:it.ps@georgfischer.com)  
[www.gfps.com/it](http://www.gfps.com/it)

## Japan

Georg Fischer Ltd  
530-0003 Osaka  
Phone +81 (0) 6 6341 2451  
[jp.ps@georgfischer.com](mailto:jp.ps@georgfischer.com)  
[www.gfps.com/jp](http://www.gfps.com/jp)

## Korea

Georg Fischer Piping Systems  
463-824 Seoul  
Phone +82 31 8017 1450 3  
Fax +82 31 8017 1454  
[kor.ps@georgfischer.com](mailto:kor.ps@georgfischer.com)  
[www.gfps.com/kr](http://www.gfps.com/kr)

## Malaysia

George Fischer (M) Sdn. Bhd.  
41200 Klang, Selangor Darul Ehsan  
Phone +60 (0) 3 3122 5585  
Fax +60 (0) 3 3122 5575  
[my.ps@georgfischer.com](mailto:my.ps@georgfischer.com)  
[www.gfps.com/my](http://www.gfps.com/my)

## Mexico / Northern Latin America

Georg Fischer S.A. de C.V.  
CP 66636 Apodaca, Nuevo Leon / Mexico  
Phone +52 (81) 1340 8586  
Fax +52 (81) 1522 8906  
[mx.ps@georgfischer.com](mailto:mx.ps@georgfischer.com)  
[www.gfps.com/mx](http://www.gfps.com/mx)

## Middle East

Georg Fischer Piping Systems (Switzerland) Ltd  
Dubai / United Arab Emirates  
Phone +971 4 289 49 60  
Fax +971 4 289 49 57  
[gss.ps@georgfischer.com](mailto:gss.ps@georgfischer.com)  
[www.gfps.com/int](http://www.gfps.com/int)

## Netherlands

Georg Fischer N.V.  
8161 PA Epe  
Phone +31 (0) 578 678 222  
Fax +31 (0) 578 621 768  
[nl.ps@georgfischer.com](mailto:nl.ps@georgfischer.com)  
[www.gfps.com/nt](http://www.gfps.com/nt)

## New Zealand

Georg Fischer Ltd  
5140 Upper Hutt  
Phone +64 (0) 4 527 9813  
Fax +64 (0) 4 527 9834  
[nz.ps@georgfischer.com](mailto:nz.ps@georgfischer.com)  
[www.gfps.com/nz](http://www.gfps.com/nz)

## Norway

Georg Fischer AS  
1351 Rud  
Phone +47 67 18 29 00  
Fax +47 67 13 92 92  
[no.ps@georgfischer.com](mailto:no.ps@georgfischer.com)  
[www.gfps.com/no](http://www.gfps.com/no)

## Philippines

Georg Fischer Pte. Ltd.  
Philippines Representative O° ce  
1500 San Juan City  
Phone +632 571 2365  
Fax +632 571 2368  
[sgp.ps@georgfischer.com](mailto:sgp.ps@georgfischer.com)  
[www.gfps.com/sg](http://www.gfps.com/sg)

## Poland

Georg Fischer Sp. z o.o.  
05 090 Sekocin Nowy  
Phone +48 (0) 22 3131 050  
Fax +48 (0) 22 3131 060  
[poland.ps@georgfischer.com](mailto:poland.ps@georgfischer.com)  
[www.gfps.com/pl](http://www.gfps.com/pl)

## Romania

Georg Fischer Rohrleitungssysteme (Elvetia)  
S.A. SUCURSALA BUCURESTI  
020257 Bucuresti  
Phone +40 311 040 492  
Fax +40 212 317 479  
[ro.ps@georgfischer.com](mailto:ro.ps@georgfischer.com)  
[www.gfps.com/int](http://www.gfps.com/int)

## Russia

Georg Fischer Piping Systems (Switzerland) Ltd  
Moscow Representative O° ce  
125040 Moscow  
Phone +7 495 748 11 44  
[ru.ps@georgfischer.com](mailto:ru.ps@georgfischer.com)  
[www.gfps.com/ru](http://www.gfps.com/ru)

## Singapore

Georg Fischer Pte Ltd  
528 872 Singapore  
Phone +65 6747 0611  
Fax +65 6747 05 77  
[sgp.ps@georgfischer.com](mailto:sgp.ps@georgfischer.com)  
[www.gfps.com/sg](http://www.gfps.com/sg)

## Spain / Portugal

Georg Fischer S.A.  
28046 Madrid / Spain  
Phone +34 (0) 91 781 98 90  
Fax +34 (0) 91 426 08 23  
[es.ps@georgfischer.com](mailto:es.ps@georgfischer.com)  
[www.gfps.com/es](http://www.gfps.com/es)

## Sweden

Georg Fischer AB  
11743 Stockholm  
Phone +46 (0) 8 506 77 50 0  
Fax +46 (0) 8 749 23 70  
[info.se.ps@georgfischer.com](mailto:info.se.ps@georgfischer.com)  
[www.gfps.com/se](http://www.gfps.com/se)

## Switzerland

Georg Fischer Rohrleitungssysteme (Schweiz) AG  
8201 Scha, hausen  
Phone +41 (0)52 631 3026  
Fax +41 (0)52 631 2800  
[ch.ps@georgfischer.com](mailto:ch.ps@georgfischer.com)  
[www.gfps.com/ch](http://www.gfps.com/ch)

## Taiwan

Georg Fischer Co. Ltd.  
24158 New Taipei City  
Phone +886 2 8512 2822  
Fax +886 2 8512 2823  
[tw@georgfischer.com](mailto:tw@georgfischer.com)  
[www.gfps.com/tw](http://www.gfps.com/tw)

## Turkey

Georg Fischer Hakan Plastik  
Boru ve Profil San. Tic. A.S.  
59500 Cerkezkoy / Tekirdag  
Phone +90 282 726 64 43  
Fax +90 282 726 94 67  
[hpsales@hakan.com.tr](mailto:hpsales@hakan.com.tr)  
[www.hakan.com.tr](http://www.hakan.com.tr)

## United Kingdom / Ireland

Georg Fischer Sales Ltd  
CV2 2ST Coventry / United Kingdom  
Phone +44 (0) 2476 535 535  
Fax +44 (0) 2476 530 450  
[uk.ps@georgfischer.com](mailto:uk.ps@georgfischer.com)  
[www.gfps.com/uk](http://www.gfps.com/uk)

## USA / Caribbean

Georg Fischer LLC  
92618 Irvine, CA / USA  
Phone +1 714 731 88 00  
Fax +1 714 731 62 01  
Toll Free 800/854 40 90  
[us.ps@georgfischer.com](mailto:us.ps@georgfischer.com)  
[www.gfps.com/us](http://www.gfps.com/us)

## Vietnam

Georg Fischer Pte Ltd  
Representative O° ce  
Ho Chi Minh City  
Phone +84 28 3948 4000  
Fax +84 28 3948 4010  
[sgp.ps@georgfischer.com](mailto:sgp.ps@georgfischer.com)  
[www.gfps.com/vn](http://www.gfps.com/vn)

## International

Georg Fischer Piping Systems (Switzerland) Ltd  
8201 Scha, hausen / Switzerland  
Phone +41 (0) 52 631 3003  
Fax +41 (0) 52 631 2893  
[info.export@georgfischer.com](mailto:info.export@georgfischer.com)  
[www.gfps.com/int](http://www.gfps.com/int)

The technical data are not binding. They neither constitute expressly warranted characteristics nor guaranteed properties nor a guaranteed durability. They are subject to modification. Our General Terms of Sale apply.



© Georg Fischer JRG AG  
Hauptstrasse 130  
CH-4450 Sissach/Switzerland  
Telefon +41 (0) 61 975 22 22  
[info.jrg.ps@georgfischer.com](mailto:info.jrg.ps@georgfischer.com)  
Printed in Switzerland